



US00D781789S

(12) **United States Design Patent** (10) **Patent No.:** **US D781,789 S**
Drechsler et al. (45) **Date of Patent:** **** *Mar. 21, 2017**

(54) **ENCLOSURE FOR A SWITCH HAVING SLOPING AND CONVEX CURVED TOP**

FOREIGN PATENT DOCUMENTS

(71) Applicant: **Hubbell Incorporated**, Shelton, CT (US)

DE 202013004440 U1 6/2014
GB 2463473 A 3/2010
GB 2515016 A 12/2014

(72) Inventors: **Dale Alan Drechsler**, Westbrook, CT (US); **Gregory Bryant McAleer**, Fairfield, CT (US); **Bart Richard Hogestyn**, Oxford, CT (US); **Thomas Louis Scanzillo**, Monroe, CT (US)

OTHER PUBLICATIONS

Disconnect Enclosures from Hubbell, dated Dec. 22, 2014, [online], [site visited May 24, 2016]. Available from Internet, <URL: <http://www.graybarindustrial.com/disconnect-enclosures/>>.*

(Continued)

(73) Assignee: **HUBBELL INCORPORATED**, Shelton, CT (US)

Primary Examiner — Thomas Johannes
Assistant Examiner — Shawn T Gingrich

(*) Notice: This patent is subject to a terminal disclaimer.

(74) *Attorney, Agent, or Firm* — Ohlandt, Greeley, Ruggiero & Perle, L.L.P.

(**) Term: **15 Years**

(57) **CLAIM**

The ornamental design for an enclosure for a switch having sloping and convex curved top, as shown and described.

(21) Appl. No.: **29/530,778**

DESCRIPTION

(22) Filed: **Jun. 19, 2015**

(51) **LOC (10) Cl.** **13-03**

(52) **U.S. Cl.**

USPC **D13/160; D13/169**

(58) **Field of Classification Search**

USPC D10/75, 96, 99, 100, 103; D13/110, 118, D13/123, 133, 154, 158-160, 169, 173, D13/177, 184, 199

(Continued)

FIG. 1 is a front perspective view of an enclosure for a switch having sloping and convex curved top according to the present disclosure;

FIG. 2 is a front view of the enclosure for a switch having sloping and convex curved top of FIG. 1;

FIG. 3 is a rear view of the enclosure for a switch having sloping and convex curved top of FIG. 1;

FIG. 4 is a first side view of the enclosure for a switch having sloping and convex curved top of FIG. 1;

FIG. 5 is a second, opposite side view of the enclosure for a switch having sloping and convex curved top of FIG. 1;

FIG. 6 is a top view of the enclosure for a switch having sloping and convex curved top of FIGS. 1; and,

FIG. 7 is a bottom view of the enclosure for a switch having sloping and convex curved top of FIG. 1.

The broken line portions in the figures are included to show portions of the enclosure that form no part of the claimed design.

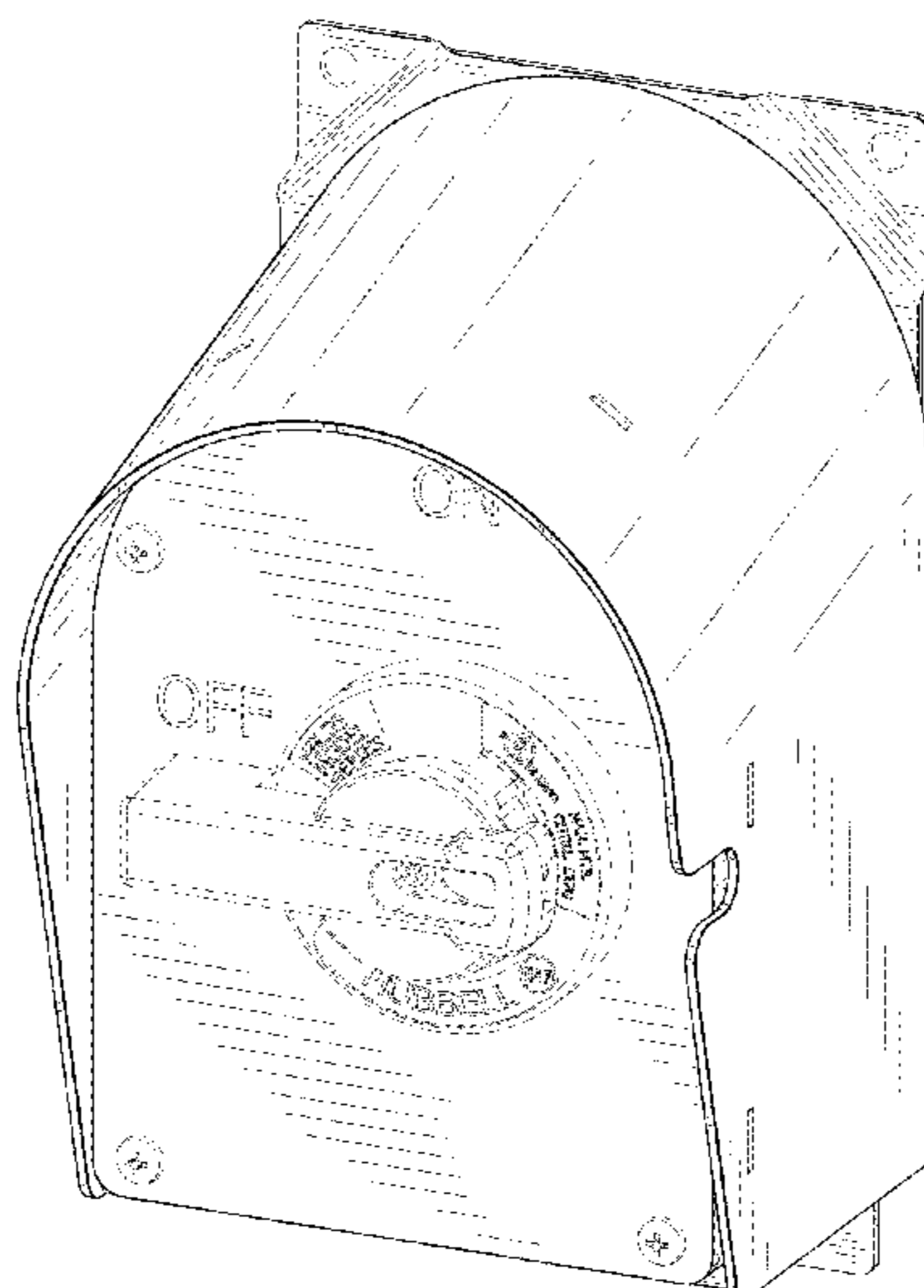
(56) **References Cited**

U.S. PATENT DOCUMENTS

D23,294 S * 5/1894 Van Vleck D10/75
791,068 A * 5/1905 Baker E04D 13/1476
285/43

(Continued)

1 Claim, 7 Drawing Sheets



(58) **Field of Classification Search**
 CPC .. H02G 3/14; H02G 3/08; H02G 3/12; H02G
 3/00; G01R 11/04; H05K 5/00; H05K
 5/06; F26B 3/34; E04H 9/00; E04H 1/32
 See application file for complete search history.

(56) **References Cited**

U.S. PATENT DOCUMENTS

1,872,323	A	8/1932	Nichols	
3,402,846	A	9/1968	Zerwes	
3,439,108	A	4/1969	Zerwes	
3,686,425	A	8/1972	Zerwes	
D354,738	S *	1/1995	Zimmermann	D13/158
5,456,377	A	10/1995	Williams	
D370,890	S *	6/1996	Tiberio, Jr.	D13/146
5,533,637	A	7/1996	Williams	
5,664,955	A *	9/1997	Arnett	G02B 6/3817 174/67
5,914,460	A	6/1999	Mowery et al.	
6,118,074	A	9/2000	Turcovsky	
D577,280	S *	9/2008	Parker	D8/353
D577,987	S *	10/2008	Corbin	D8/353
7,527,190	B1	5/2009	Bowers et al.	
7,834,267	B1 *	11/2010	Gretz	H02G 3/083 174/53

7,897,870	B1 *	3/2011	Gretz	H02G 3/14 174/135
D763,808	S *	8/2016	Michaelraj	D13/184
2007/0126320	A1	6/2007	Huang	
2009/0031643	A1 *	2/2009	Allen	E04H 1/1238 52/86
2010/0147547	A1 *	6/2010	Drane	H02G 3/185 174/50
2011/0068103	A1 *	3/2011	Provenzano	H02G 3/14 220/241
2015/0076978	A1	3/2015	Ellingson	

OTHER PUBLICATIONS

Product Datasheet, “HBLDS3—Switched Enclosure”; UPC No. 783585955001, Oct. 1, 2014, <http://www.hubbellcatalog.com/wiring/section-c-datasheet.asp?FAM=Switches&PN=HBL>.
 Spec Grade Stainless Blank Enclosure; “Sloped-Top Stainless Enclosure”, Mennekes Electronics, Inc., 2014.
 International Search Report dated Sep. 13, 2016 from corresponding PCT Application No. PCT/US16/37854, 3 pages.
 Written Opinion dated Sep. 13, 2016 from corresponding PCT Application No. PCT/US16/37854, 9 pages.

* cited by examiner

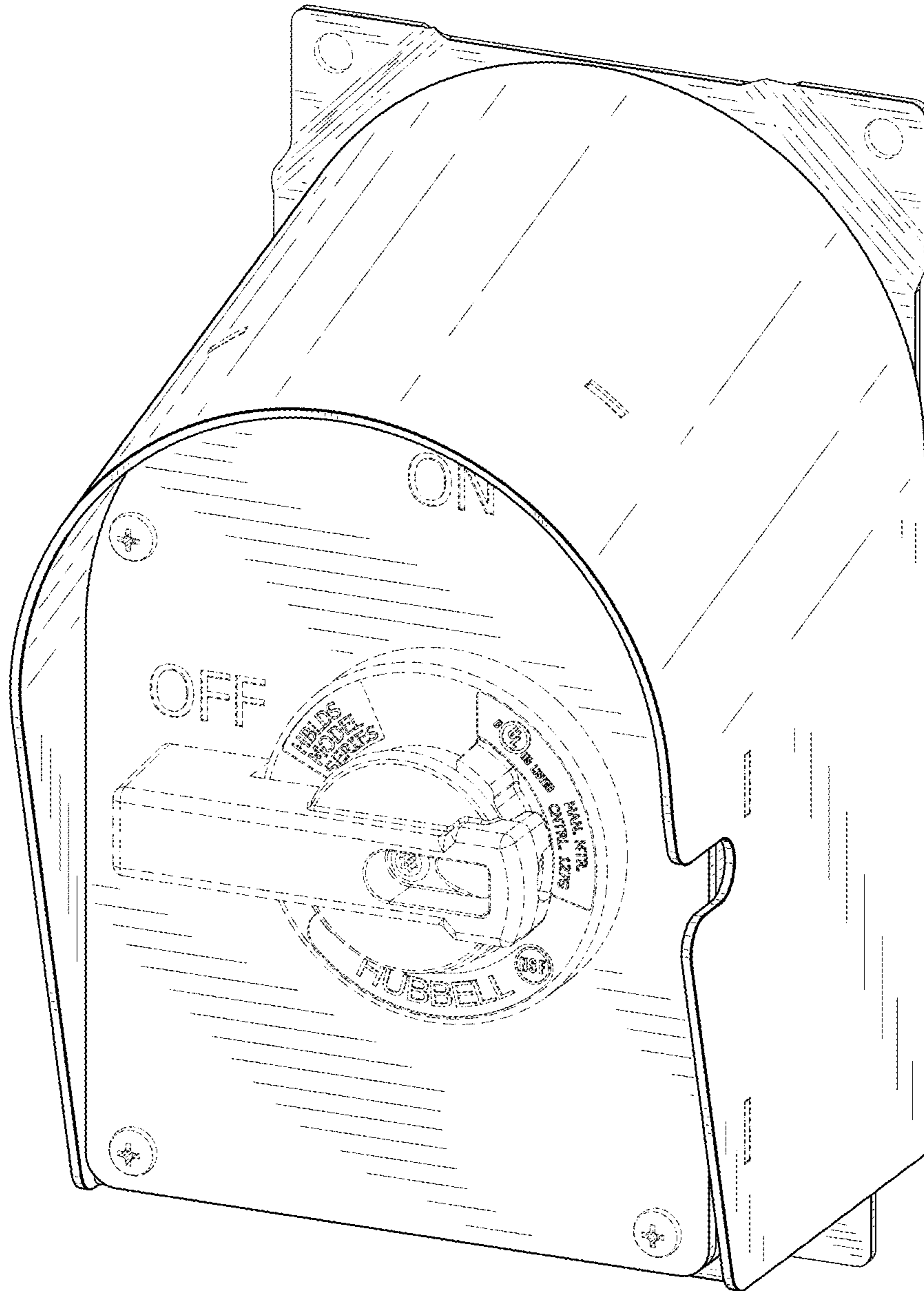


FIG. 1

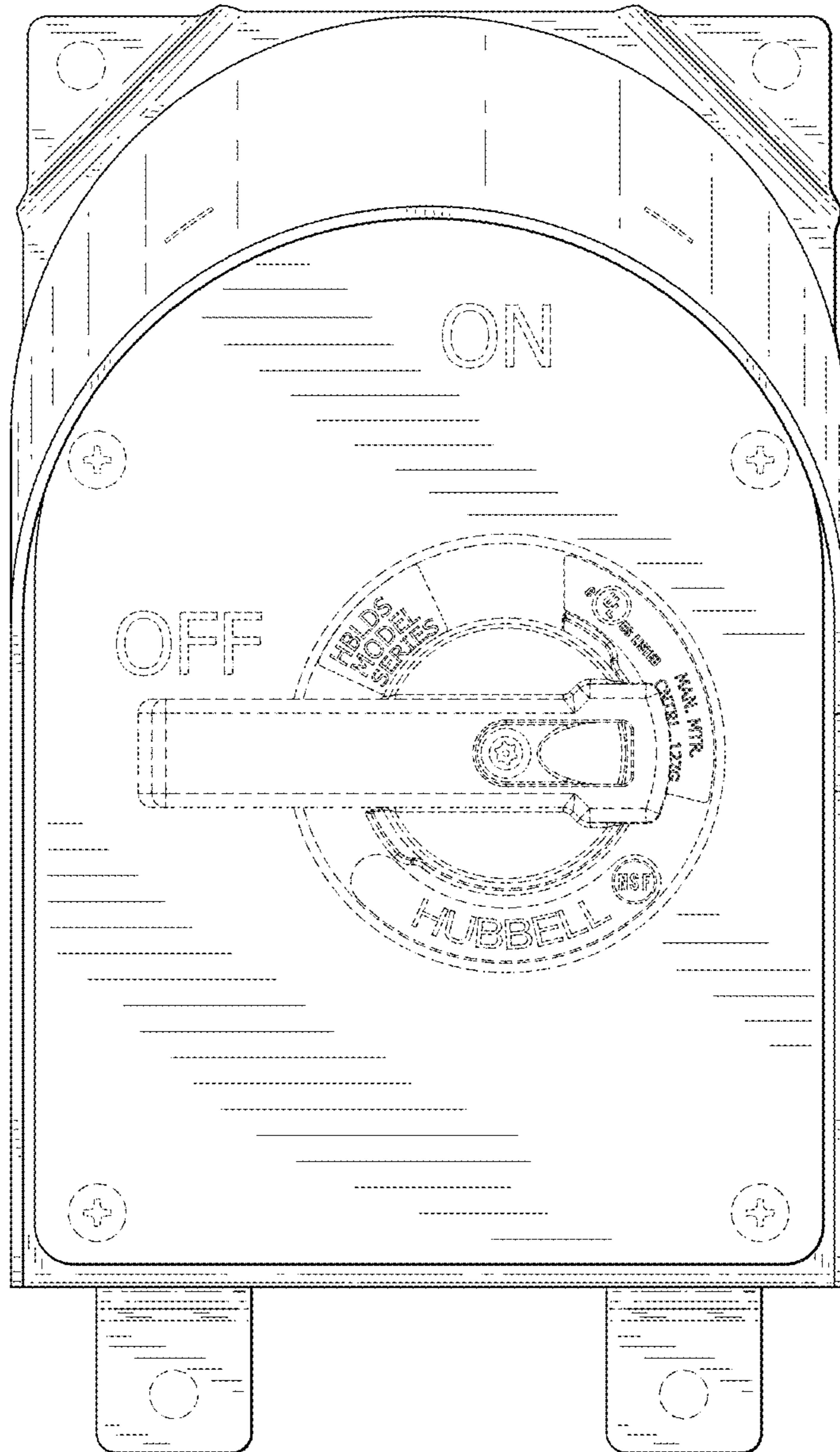


FIG. 2




FIG. 3

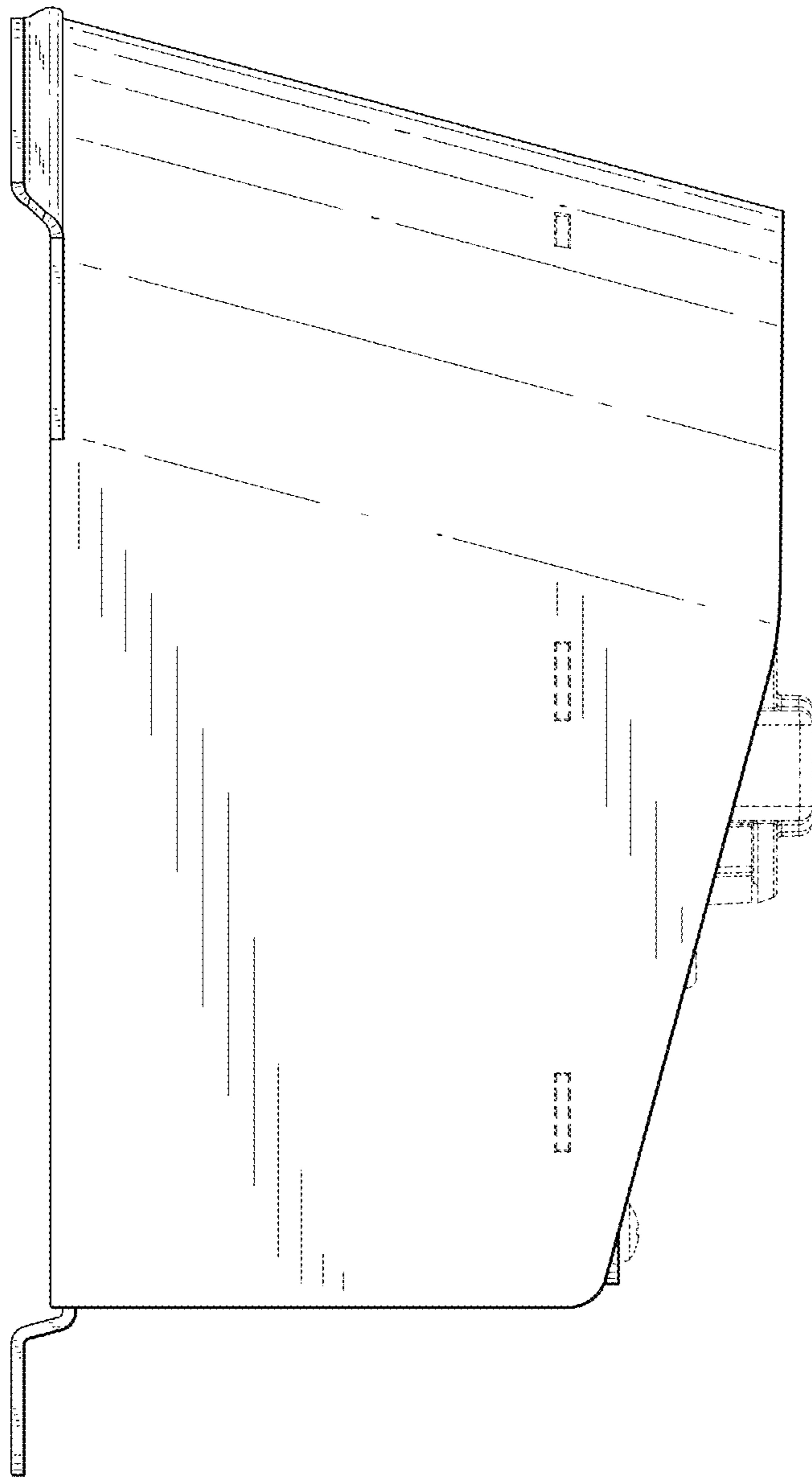


FIG. 4

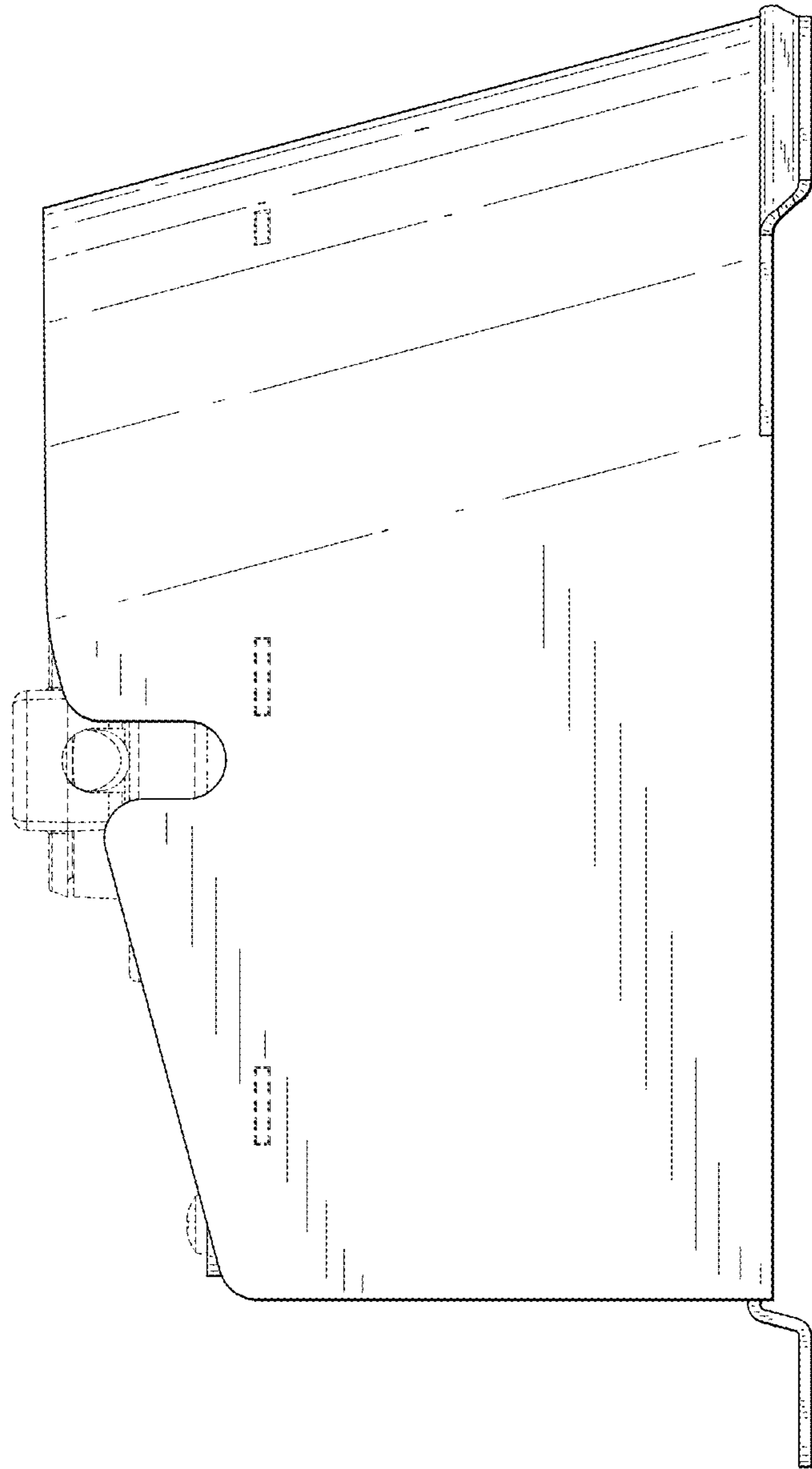


FIG. 5

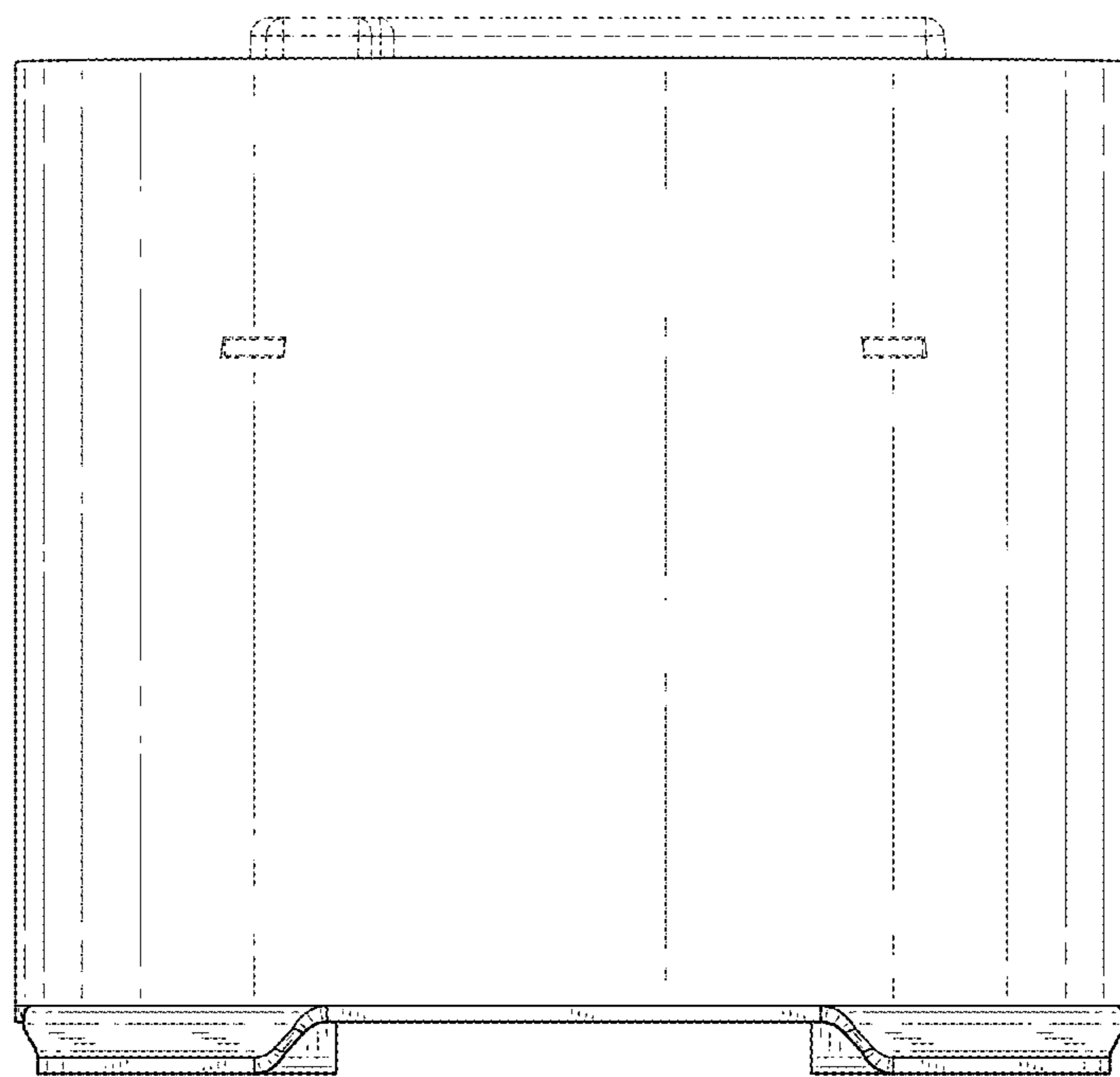


FIG. 6

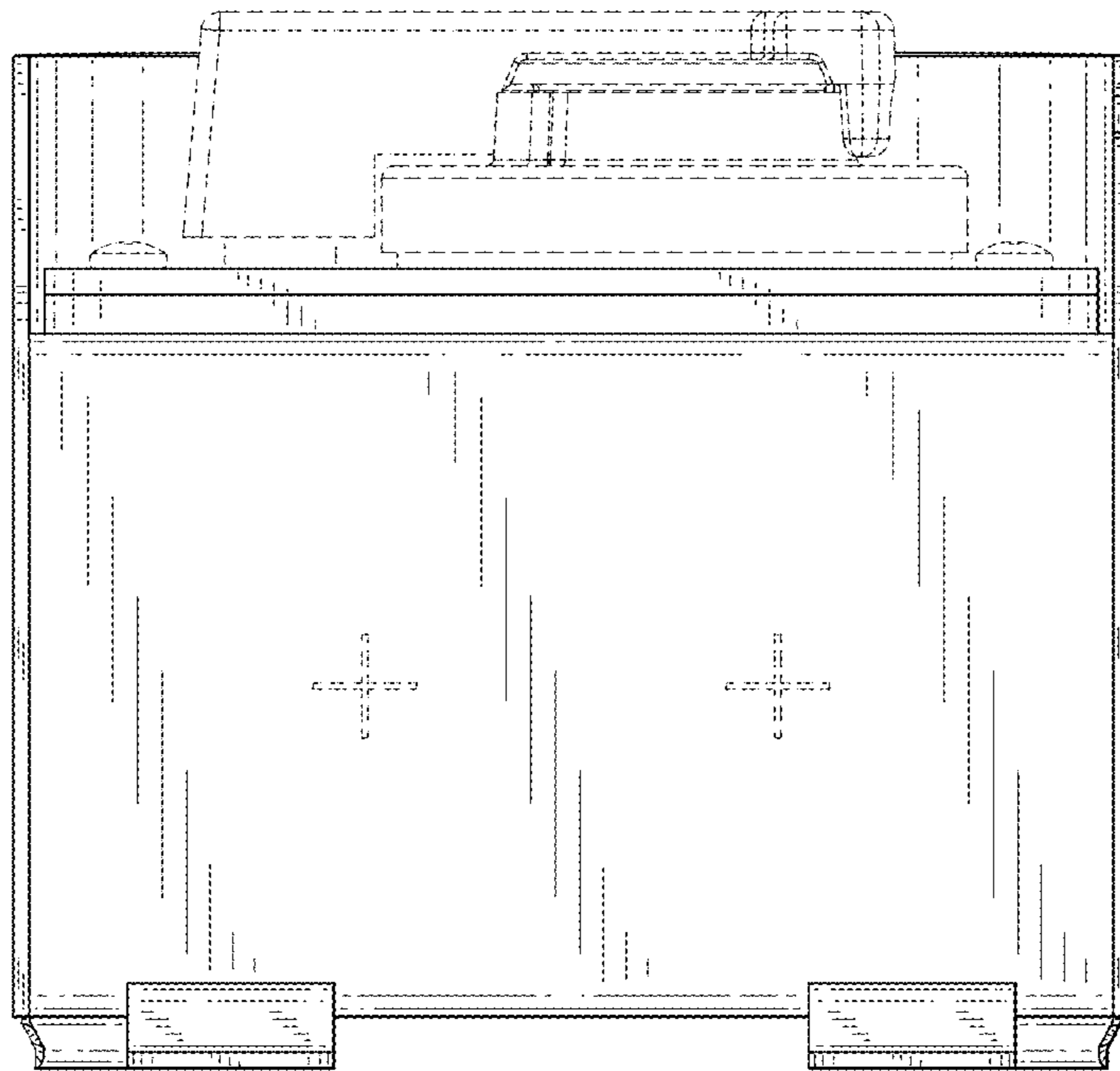


FIG. 7