



US00D781784S

(12) **United States Design Patent**  
**Dingle**

(10) **Patent No.:** **US D781,784 S**

(45) **Date of Patent:** **\*\* Mar. 21, 2017**

(54) **GAME CONTROLLER CHARGER BASE**

(71) Applicant: **Performance Designed Products LLC**,  
Burbank, CA (US)

(72) Inventor: **Christopher K. Dingle**, Los Angeles,  
CA (US)

(73) Assignee: **Performance Designed Products LLC**,  
Burbank, CA (US)

(\*\*) Term: **15 Years**

(21) Appl. No.: **29/558,590**

(22) Filed: **Mar. 18, 2016**

(51) **LOC (10) Cl.** ..... **13-02**

(52) **U.S. Cl.**  
USPC ..... **D13/108; D21/333**

(58) **Field of Classification Search**  
USPC ..... D14/434, 440, 447, 251-253, 432, 451,  
D14/452, 140, 142, 149, 217, 240, 299,  
D14/496; D13/103, 107, 108, 118-119,  
D13/184; D3/201, 215, 218; D21/324,  
D21/333; D6/672, 682, 682.3  
CPC .... G06F 1/1616; G06F 1/1626; G06F 1/1632;  
H01M 10/44; F16M 11/10; H02J 7/0042;  
H02J 7/00; H02J 7/0027; H02J 7/0044;  
H02J 7/0045; H01R 31/065; H04B  
1/3883  
See application file for complete search history.

(56) **References Cited**

**U.S. PATENT DOCUMENTS**

D357,990 S \* 5/1995 Cheng ..... D13/108  
D430,538 S \* 9/2000 Kawakita ..... D13/107  
D430,846 S \* 9/2000 Kawakita ..... D13/107

D433,990 S \* 11/2000 Gudfin ..... D13/108  
D455,397 S \* 4/2002 Weiner ..... D13/108  
D461,673 S \* 8/2002 Hussaini ..... D6/629  
D471,578 S \* 3/2003 Okuley ..... D13/108  
D488,439 S \* 4/2004 Orthey ..... D13/107  
D489,324 S \* 5/2004 Suzuki ..... D13/108  
D493,801 S \* 8/2004 Byun ..... D14/434  
6,840,791 B2 \* 1/2005 Hsiu ..... H01R 13/501  
320/107

(Continued)

*Primary Examiner* — Susan Bennett Hattan

*Assistant Examiner* — Marie Fast Horse

(74) *Attorney, Agent, or Firm* — Sheppard Mullin Richter  
& Hampton LLP

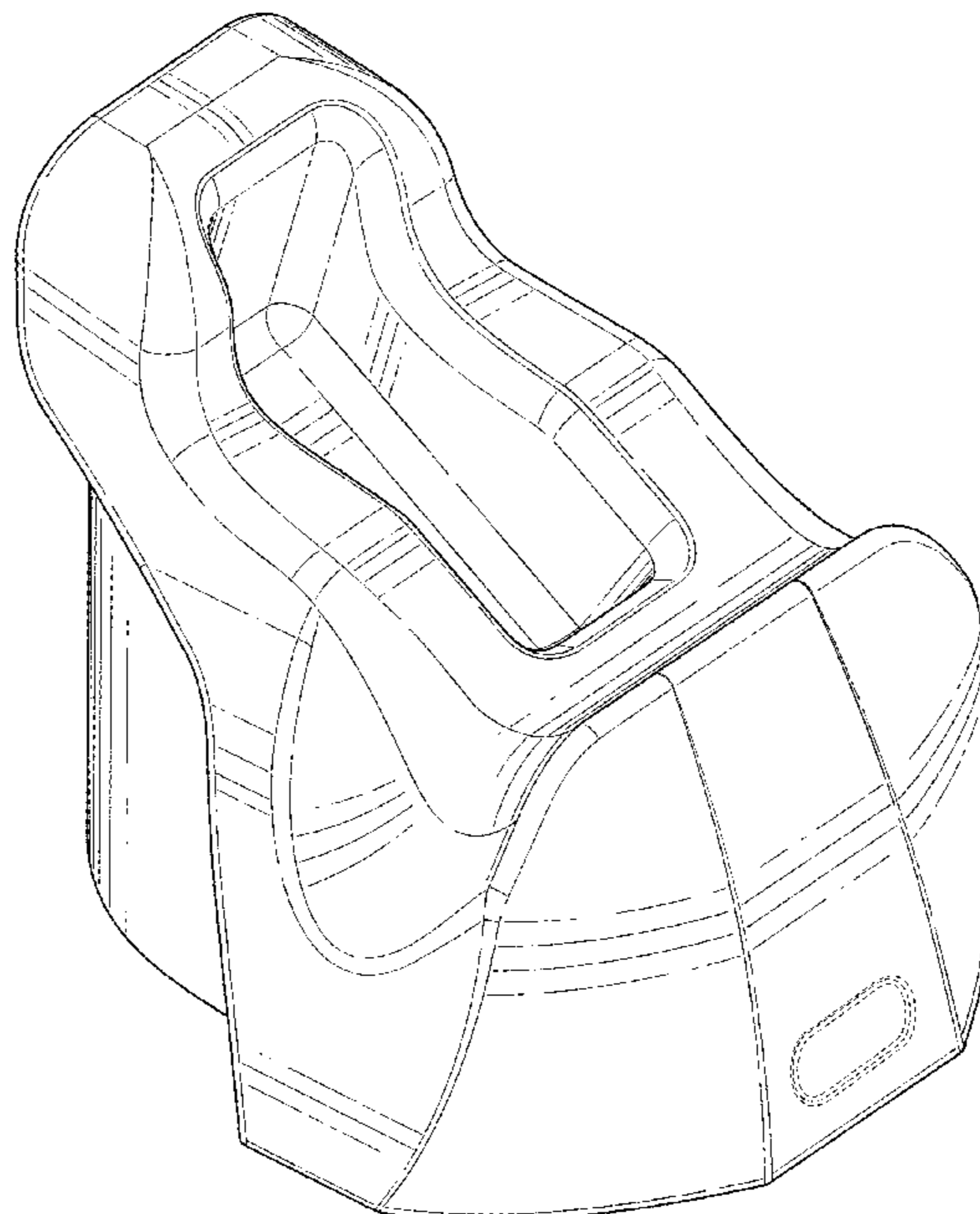
(57) **CLAIM**

I claim an ornamental design for a game controller charger  
base, as shown and described.

**DESCRIPTION**

FIG. 1 is a perspective view of a game controller charger  
base;  
FIG. 2 is a front view of a game controller charger base;  
FIG. 3 is a rear view of a game controller charger base;  
FIG. 4 is a side view of a game controller charger base;  
FIG. 5 is a side view of a game controller charger base;  
FIG. 6 is a top view of a game controller charger base;  
FIG. 7 is a bottom view of a game controller charger base;  
and,  
FIG. 8 is a perspective of a game controller charger base  
with a game controller.  
The broken lines in FIG. 8 showing the game controller  
depicts environmental subject matter only and forms no part  
of the claim; while, all other broken lines in the drawings  
depict portions of the game controller charger base that form  
no part of the claimed design.

**1 Claim, 8 Drawing Sheets**



(56)

**References Cited**

## U.S. PATENT DOCUMENTS

D504,397	S	*	4/2005	Lodato	.....	D13/108
D535,943	S	*	1/2007	Kurihara	.....	D13/108
D552,615	S	*	10/2007	Kuroiwa	.....	D14/447
D555,589	S	*	11/2007	Hussaini	.....	D13/108
D573,089	S	*	7/2008	Mandel	.....	D13/107
D597,940	S	*	8/2009	Navid	.....	D13/108
D601,498	S	*	10/2009	Aglassinger	.....	D13/107
D621,346	S	*	8/2010	Navid	.....	D13/108
D634,271	S	*	3/2011	Kessler	.....	D13/108
D643,013	S	*	8/2011	Wahl	.....	D14/203.5
D643,430	S	*	8/2011	Nuovo	.....	D14/434
8,143,848	B2	*	3/2012	Navid	.....	H01R 31/06 320/113
D666,200	S	*	8/2012	Tien	.....	D14/434
D678,889	S	*	3/2013	Chiu	.....	D14/453
8,497,659	B2	*	7/2013	Navid	.....	H02J 7/0045 320/108
D706,556	S	*	6/2014	Buller	.....	D6/672
D706,561	S	*	6/2014	Buller	.....	D6/682
D709,308	S	*	7/2014	Buller	.....	D6/682
D714,576	S	*	10/2014	Buller	.....	D6/682.3
D716,818	S	*	11/2014	Alegiani	.....	D14/453
D720,564	S	*	1/2015	Buller	.....	D6/682
D722,649	S	*	2/2015	Sumii	.....	D14/434
D757,013	S	*	5/2016	Sale	.....	D14/434
D758,306	S	*	6/2016	Colle	.....	D13/108
D765,449	S	*	9/2016	Buller	.....	D6/682.3
2008/0150480	A1	*	6/2008	Navid	.....	H01R 31/06 320/113
2016/0141901	A1	*	5/2016	Navid	.....	H02J 7/0045 320/108

\* cited by examiner

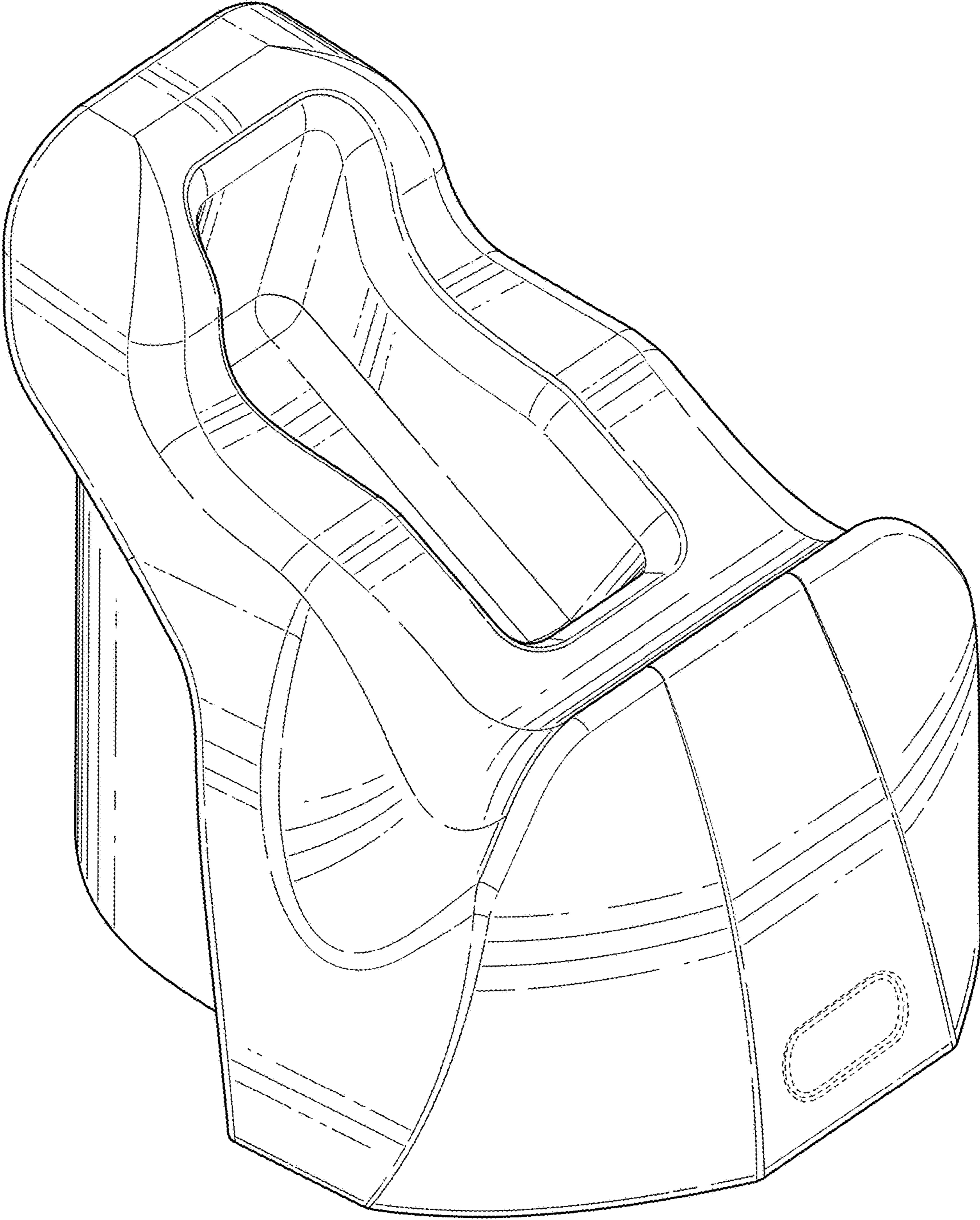


FIG. 1

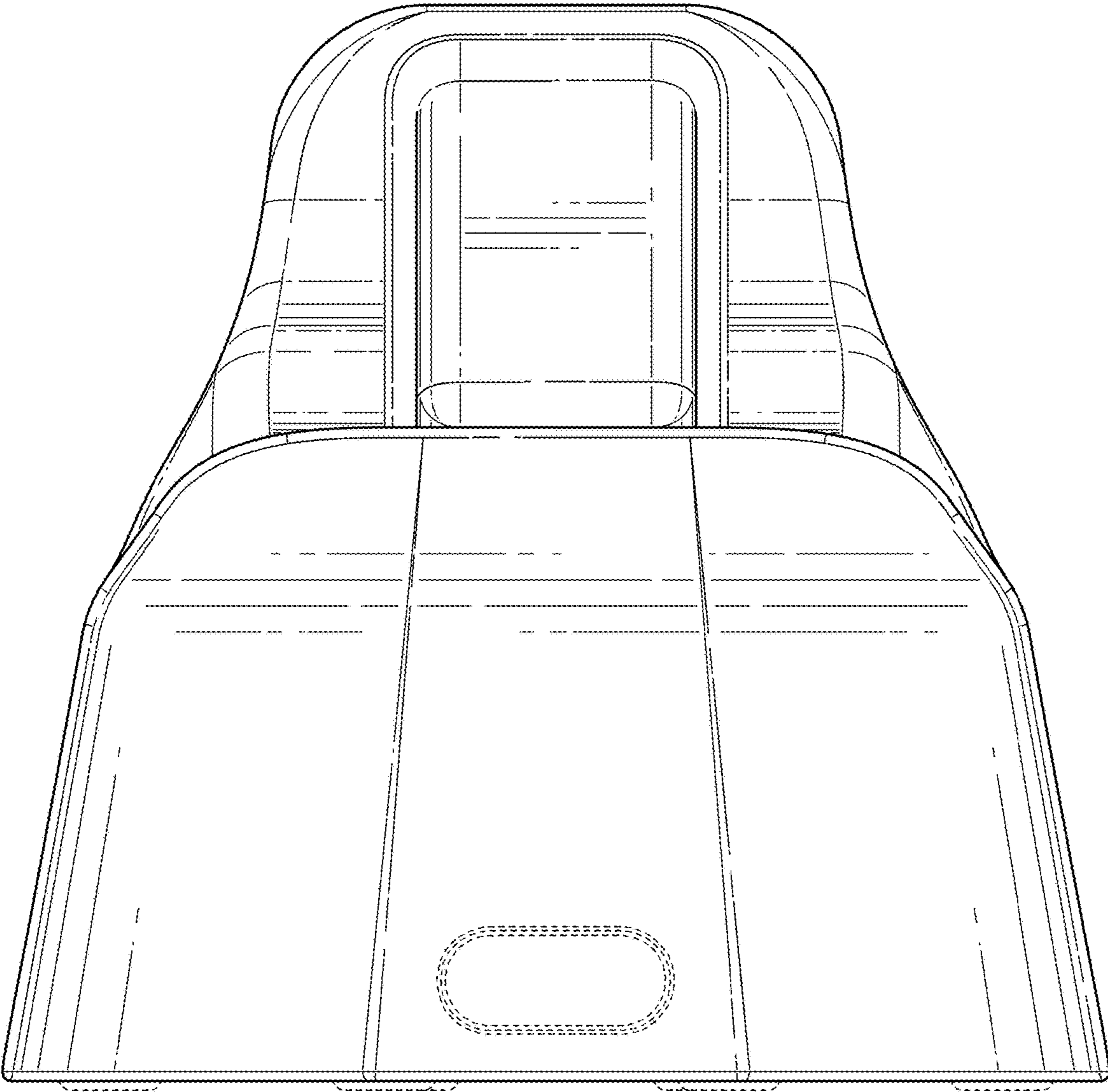


FIG. 2

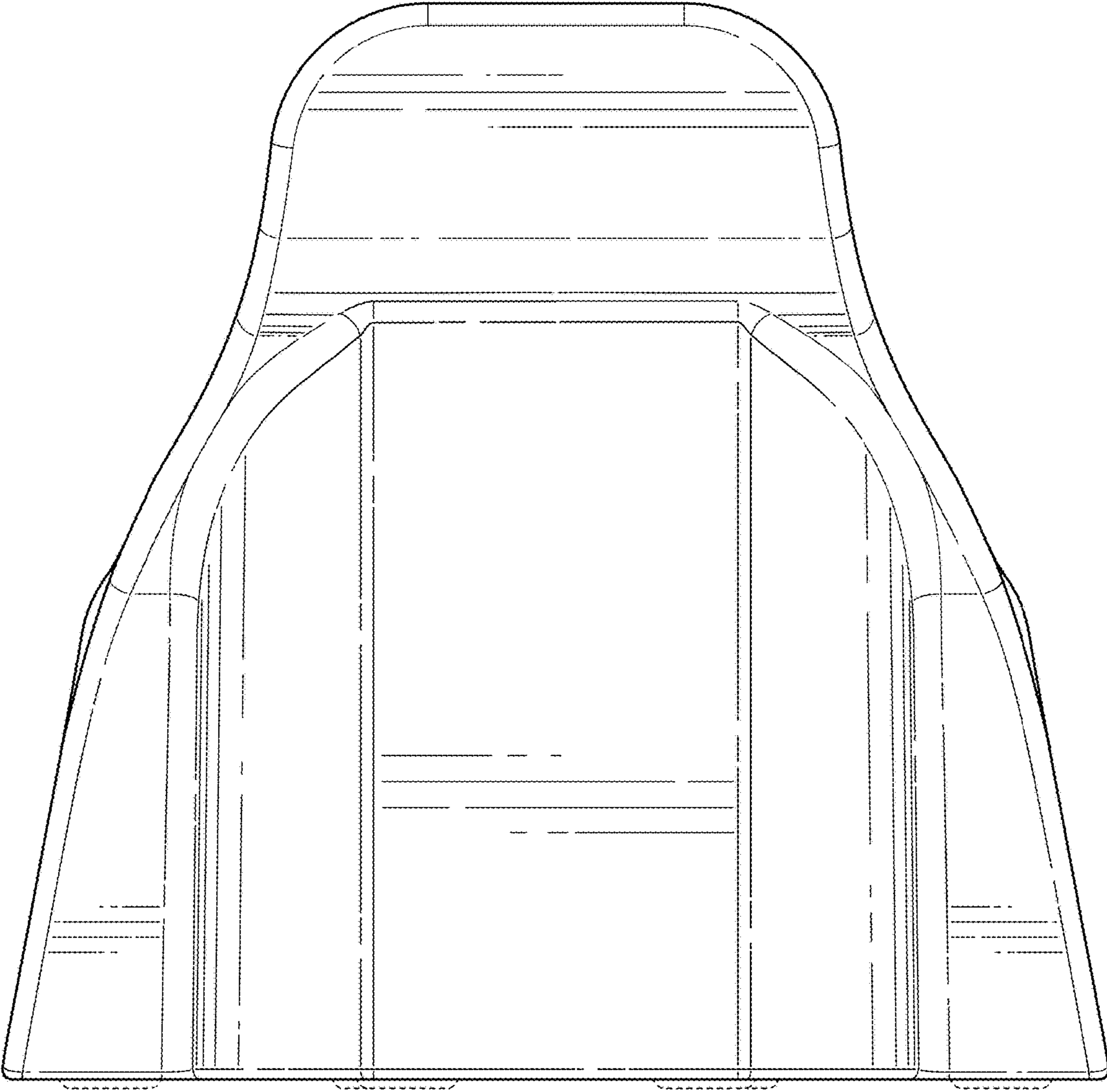


FIG. 3

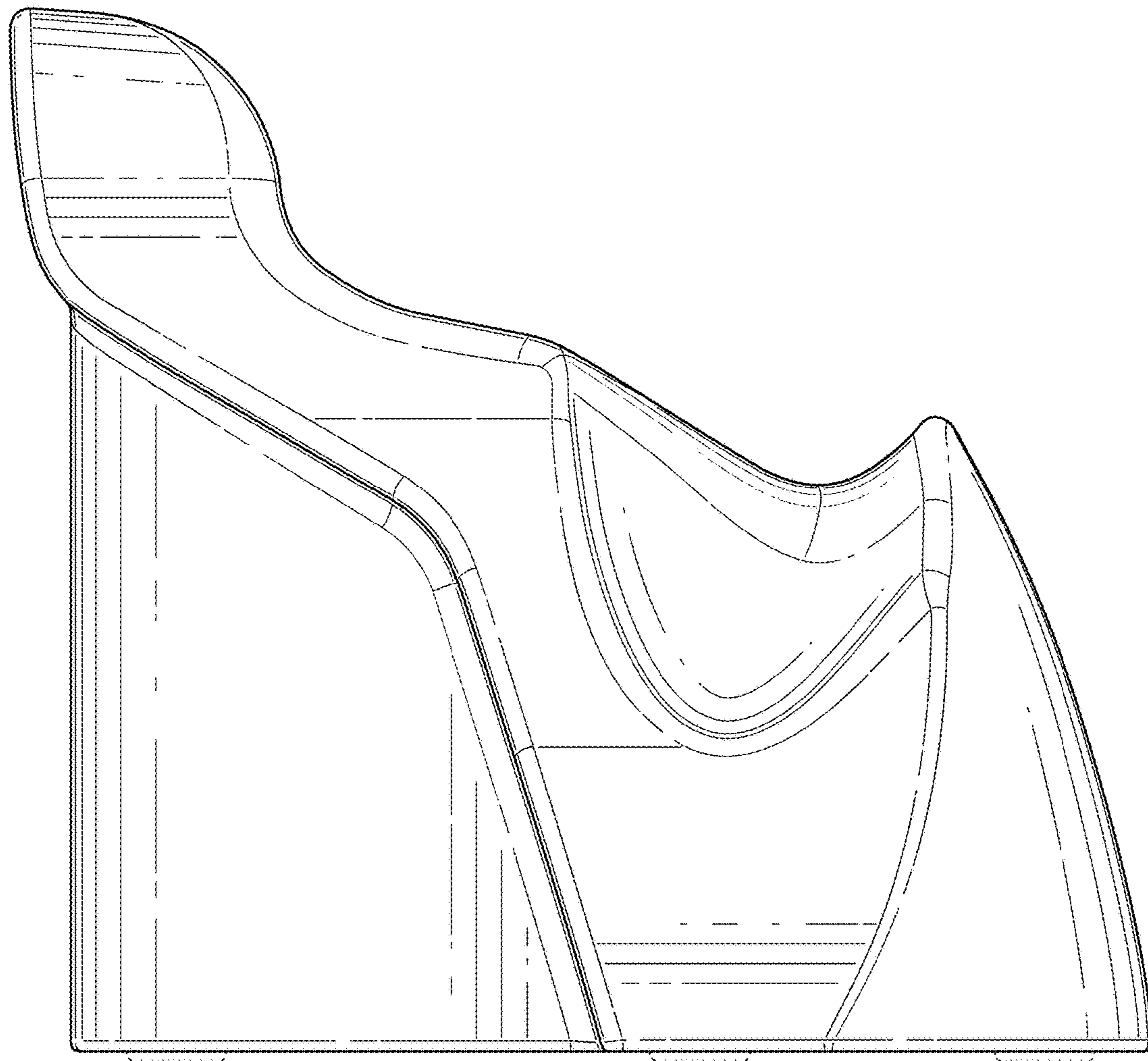


FIG. 4

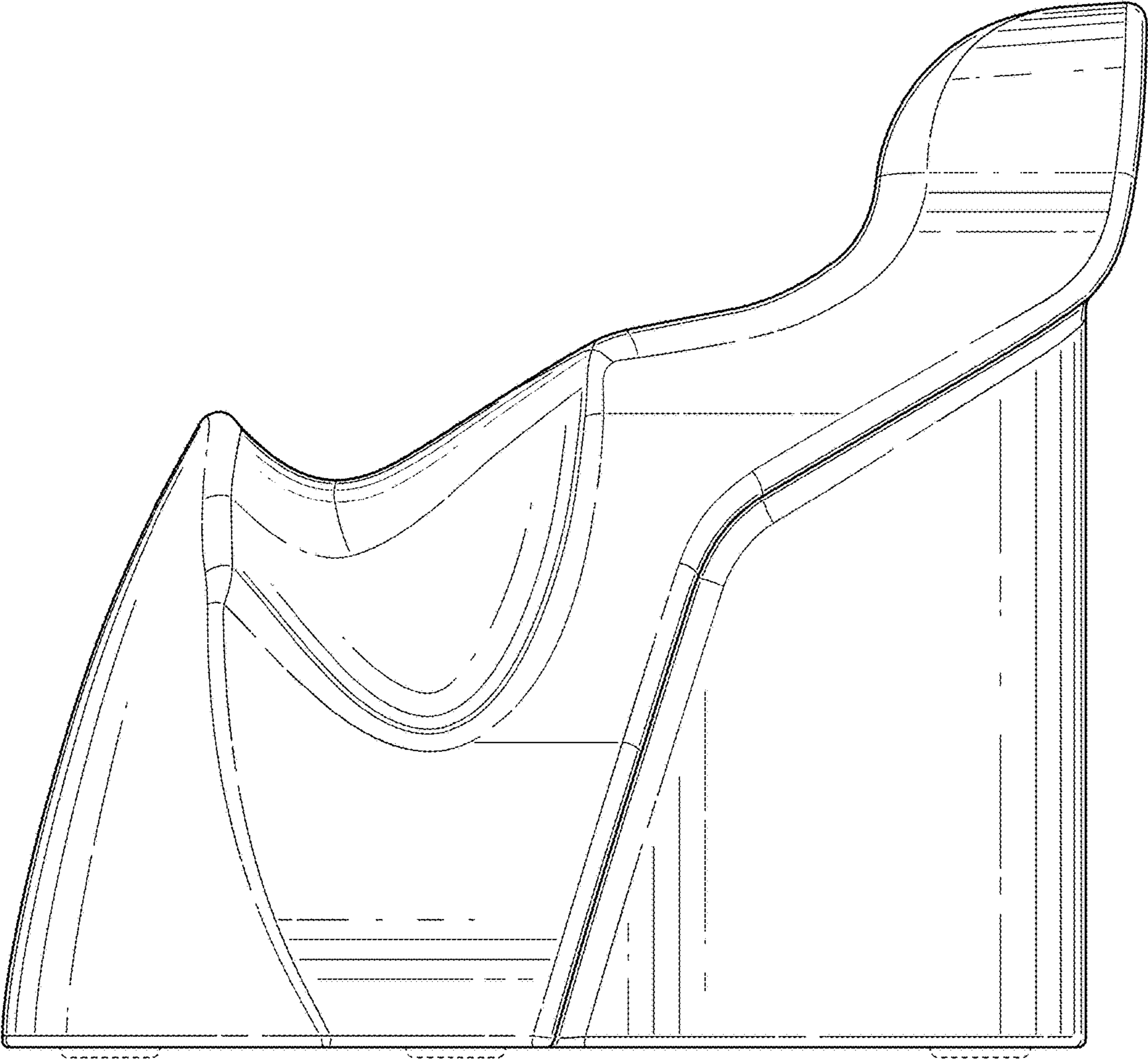


FIG. 5

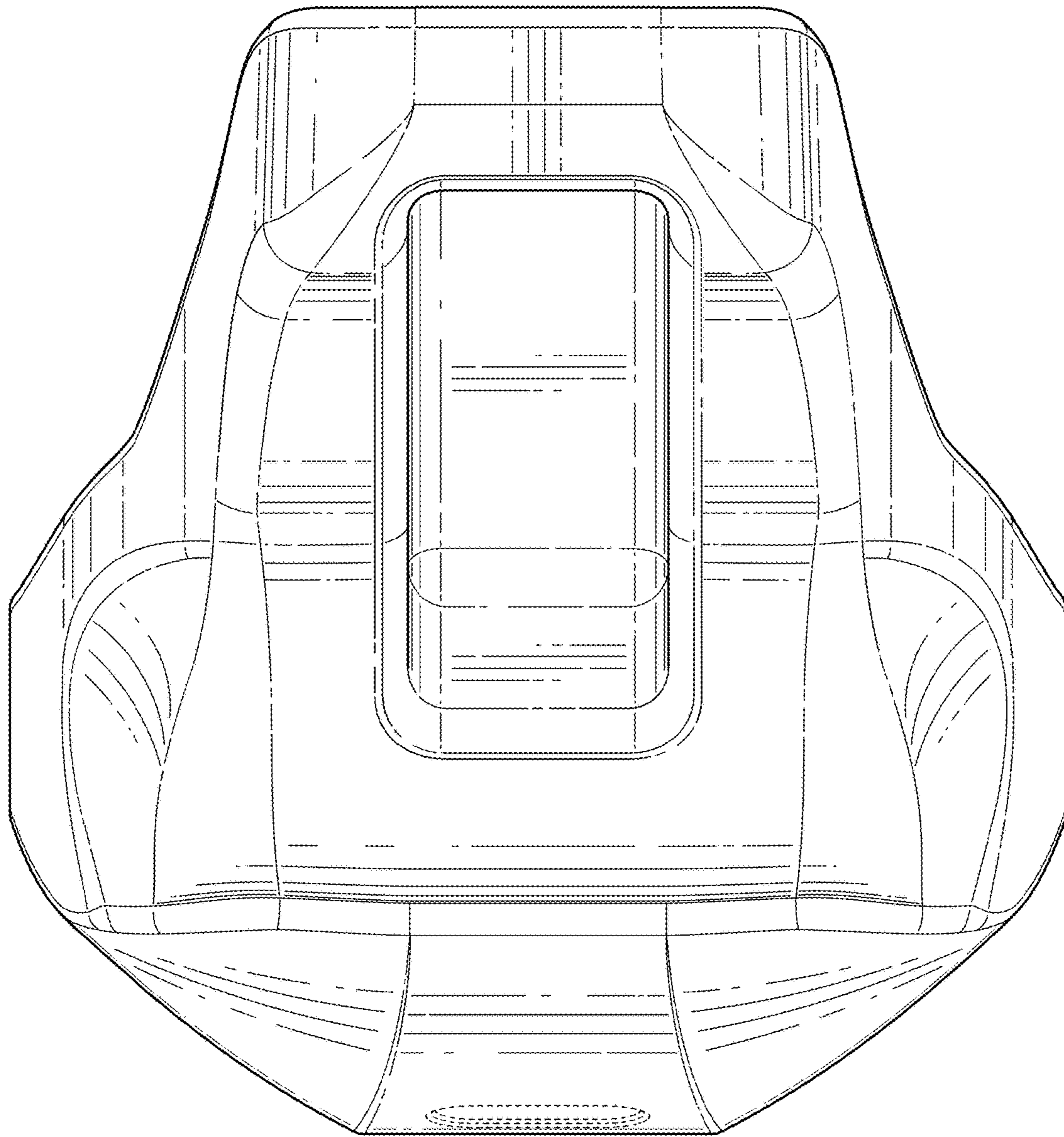


FIG. 6



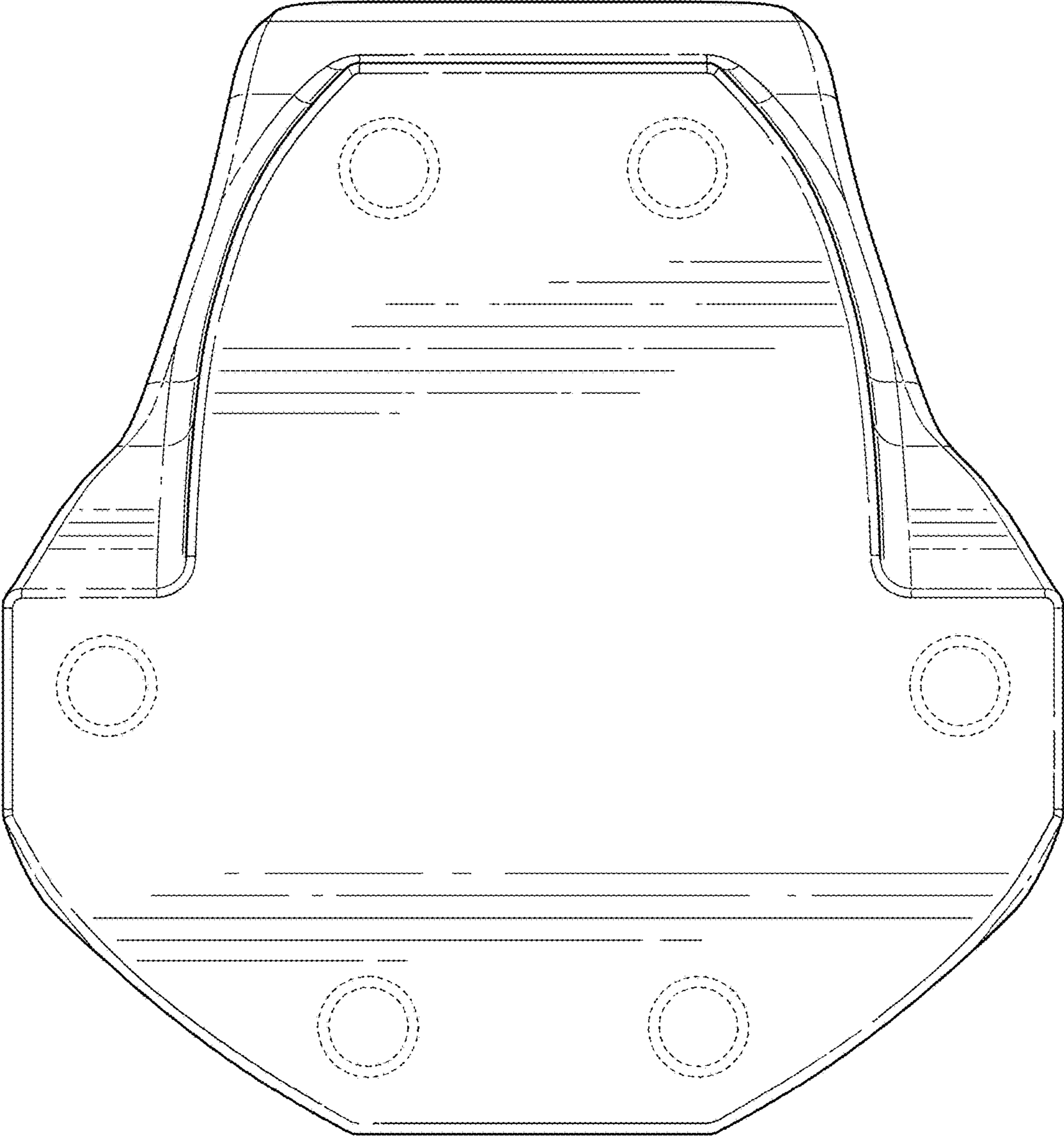


FIG. 7




FIG. 8