



US00D781774S

(12) **United States Design Patent**
Aoki

(10) **Patent No.:** **US D781,774 S**
(45) **Date of Patent:** **** Mar. 21, 2017**

(54) **TREAD PORTION OF AN AUTOMOBILE TIRE**

(71) Applicant: **BRIDGESTONE CORPORATION**,
Chuo-ku, Tokyo (JP)

(72) Inventor: **Naotoshi Aoki**, Chuo-ku (JP)

(73) Assignee: **BRIDGESTONE CORPORATION**,
Chuo-ku, Tokyo (JP)

(**) Term: **14 Years**

(21) Appl. No.: **29/494,057**

(22) Filed: **Jun. 17, 2014**

(30) **Foreign Application Priority Data**

Jan. 9, 2014 (JP) 2014-000219

(51) **LOC (10) Cl.** **12-15**

(52) **U.S. Cl.**
USPC **D12/517**

(58) **Field of Classification Search**

USPC D12/500-532, 900-901
CPC B60C 11/0304; B60C 11/0302; B60C
11/0306; B60C 11/0309; B60C 11/0318;
B60C 11/0311; B60C 11/042; B60C
11/13; B60C 11/00; B60C 11/11; B60C
11/12

See application file for complete search history.

(56) **References Cited**

U.S. PATENT DOCUMENTS

D582,837 S * 12/2008 D'abrigeon D12/517
D600,193 S * 9/2009 Nukala D12/521

D647,453 S * 10/2011 Nomura D12/517
D651,159 S * 12/2011 Scharis D12/517
D654,425 S * 2/2012 Nomura D12/517
D658,115 S * 4/2012 Nomura D12/517
D665,335 S * 8/2012 Baumard D12/517
D666,137 S * 8/2012 Sieber D12/517
D675,148 S * 1/2013 Kiwaki D12/517
D690,646 S * 10/2013 Kiwaki D12/517
D692,371 S * 10/2013 Fontaine D12/517
D709,433 S * 7/2014 Inoue D12/517
D710,290 S * 8/2014 Leconte D12/517
D721,030 S * 1/2015 Kato D12/517

* cited by examiner

Primary Examiner — Stacia Cadmus

(74) *Attorney, Agent, or Firm* — Sughrue Mion, PLLC

(57) **CLAIM**

The ornamental design for a tread portion of an automobile tire, as shown and described.

DESCRIPTION

FIG. 1 is a perspective view of a tread portion of an automobile tire showing my design;
FIG. 2 is a front view thereof;
FIG. 3 is a top view thereof;
FIG. 4 is a right side view thereof;
FIG. 5 is a left side view thereof;
FIG. 6 is a rear view thereof;
FIG. 7 is a fragmentary enlarged front view showing the details of the tread portion thereof; and,
FIG. 8 is a section view taken along line 8-8 in FIG. 7.
In the drawings, the broken lines depict environmental subject matter only and form no part of the claimed design.

1 Claim, 8 Drawing Sheets


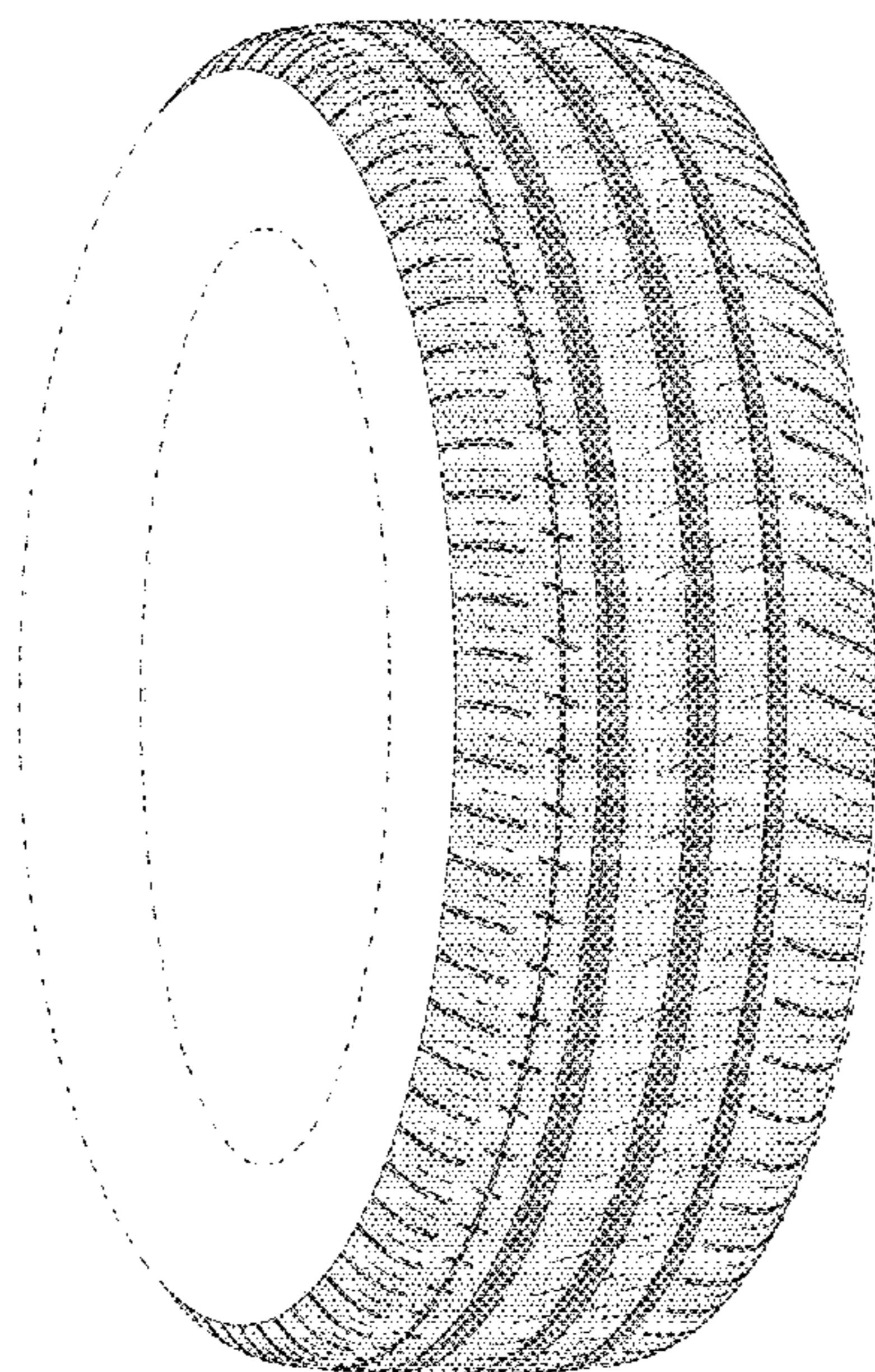


FIG. 1

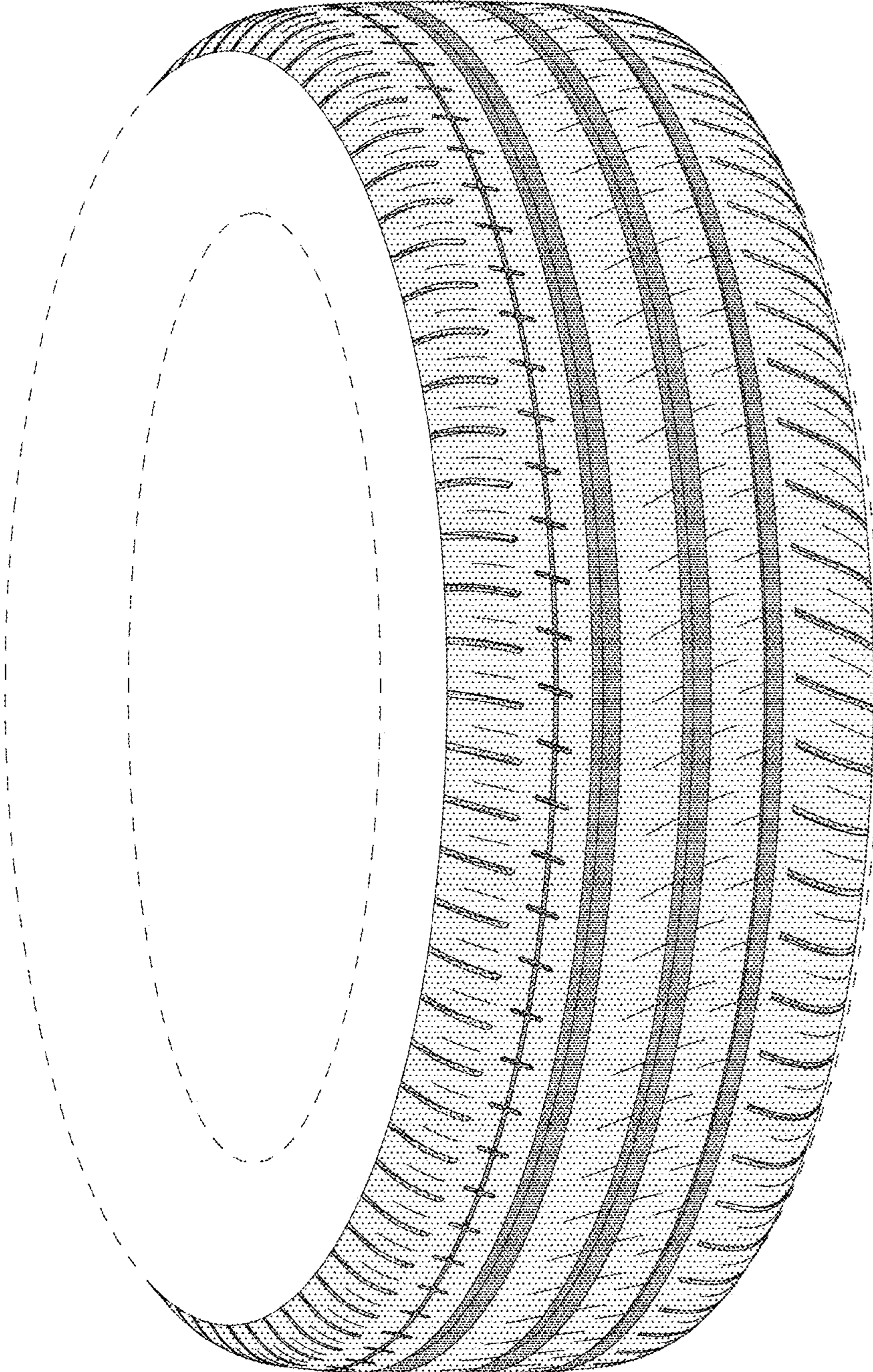


FIG. 2

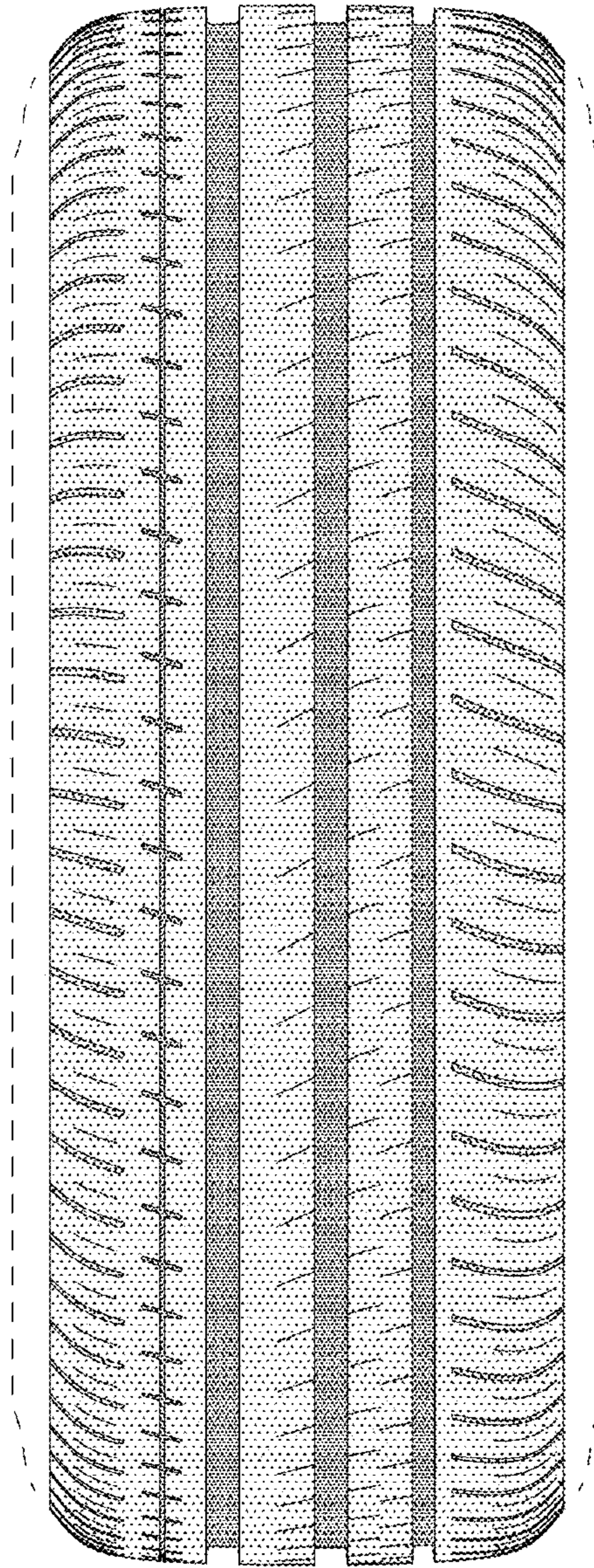


FIG. 3

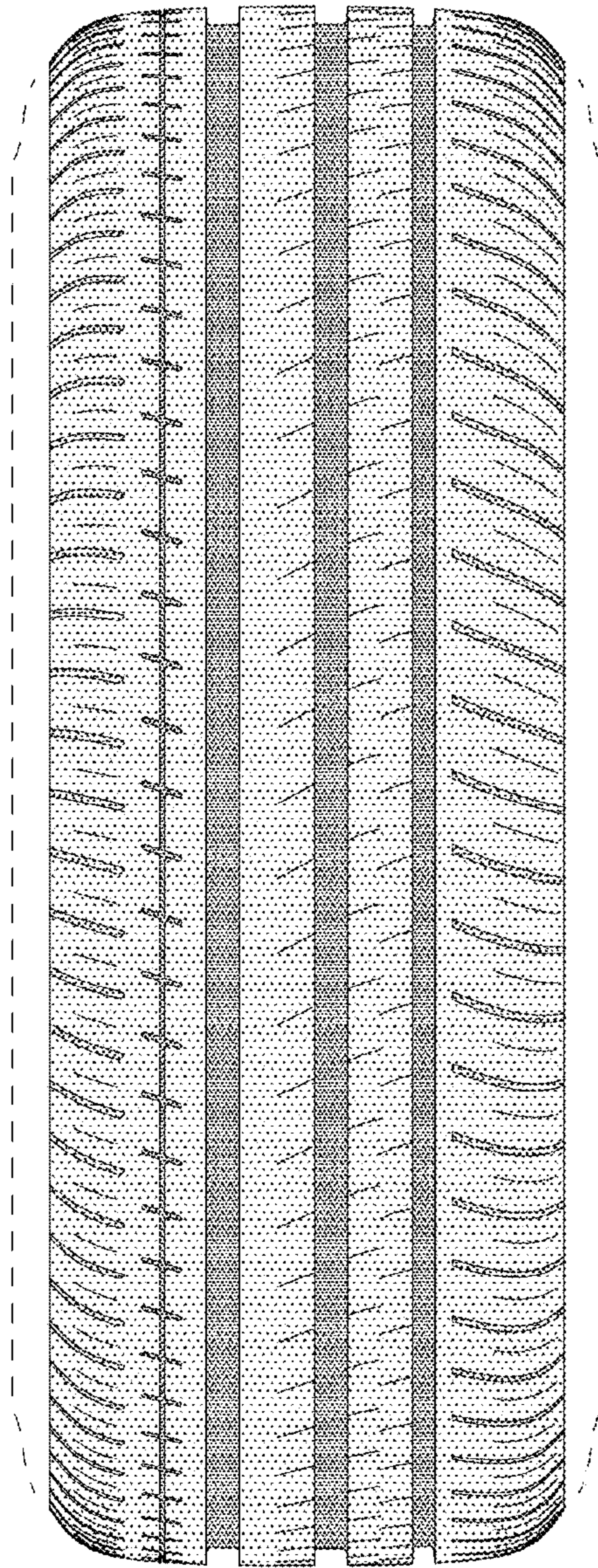


FIG. 4

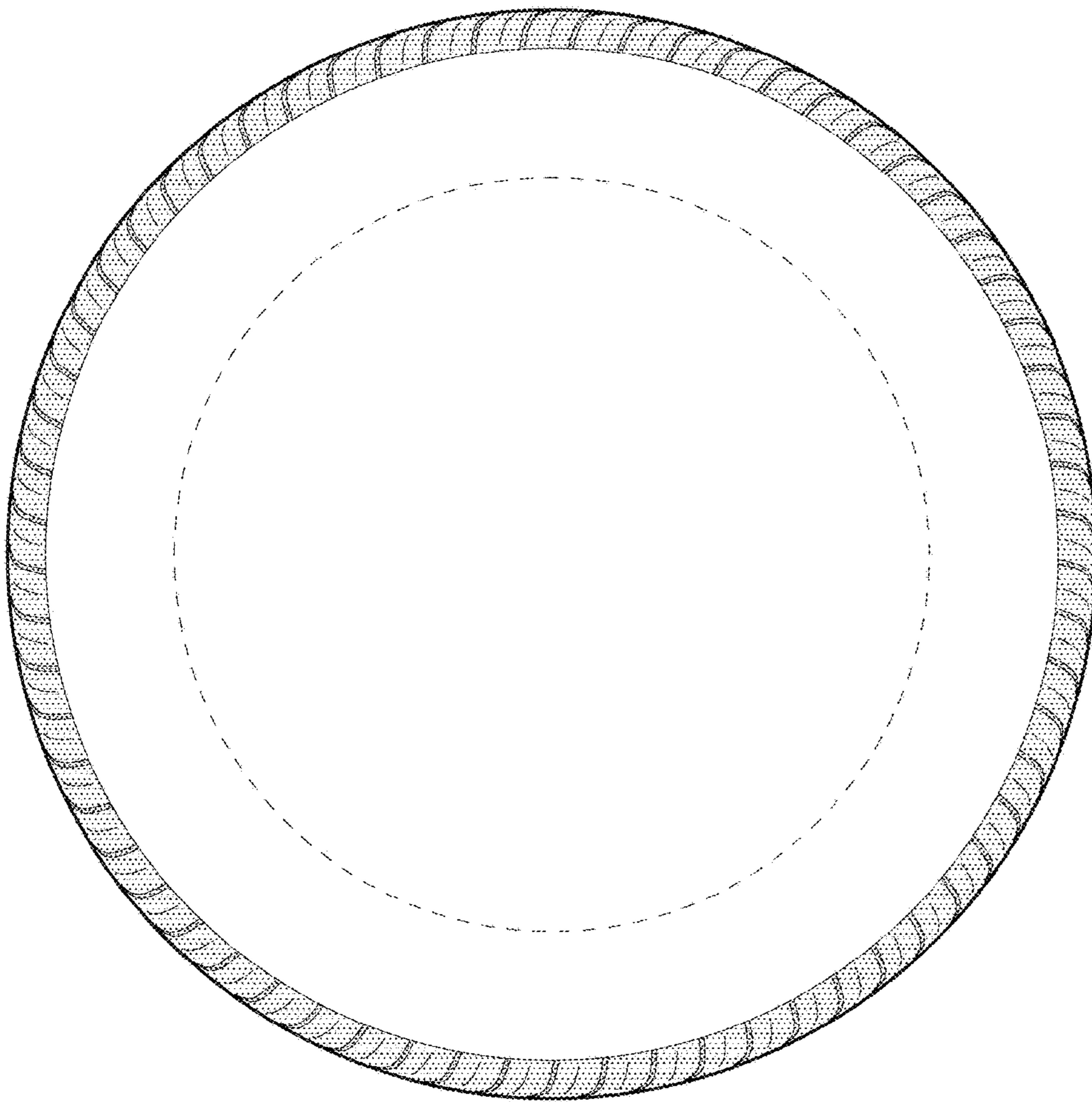


FIG. 5

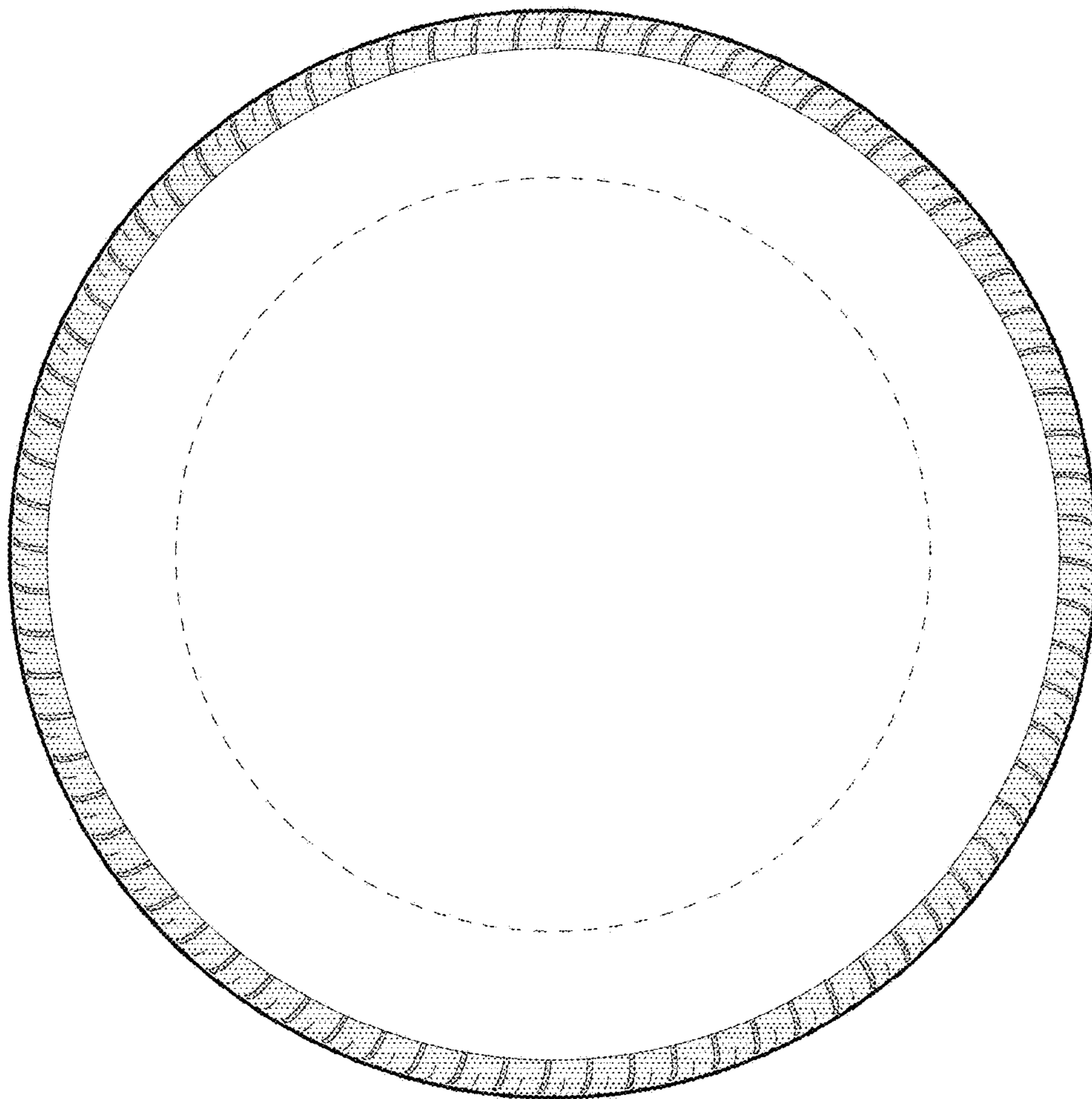


FIG. 6

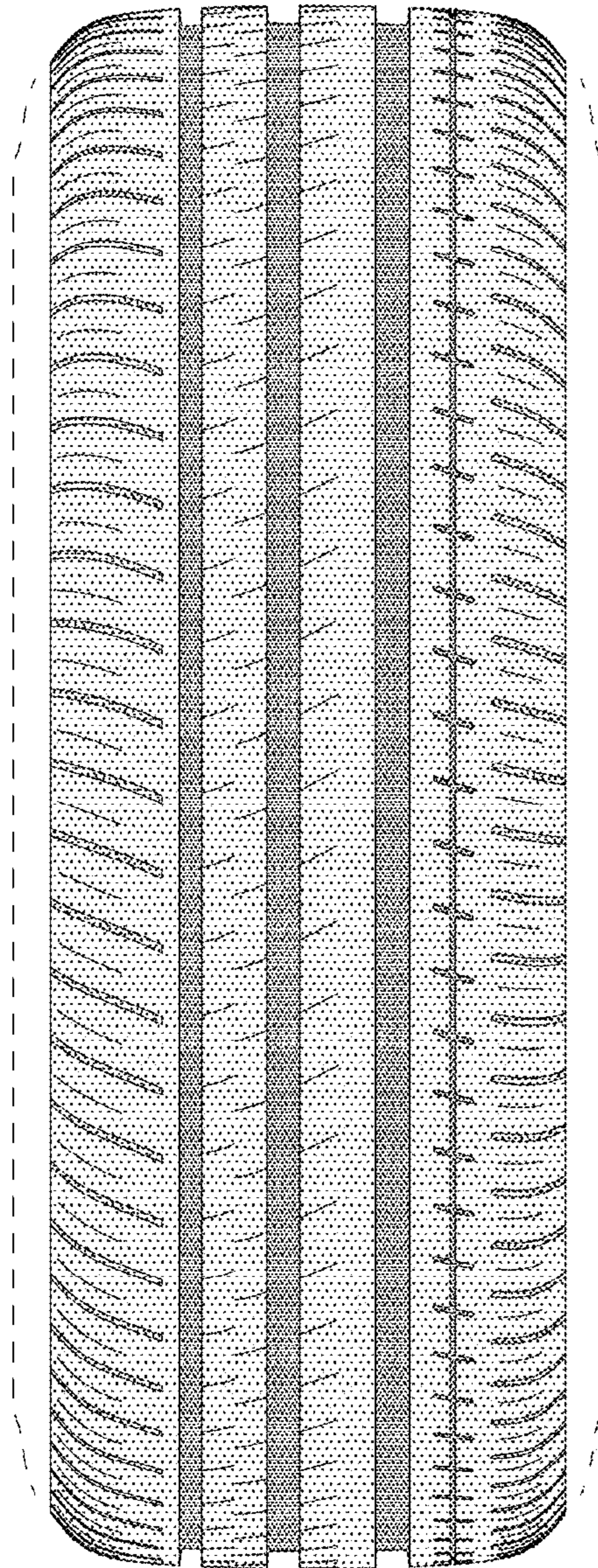


FIG. 7




FIG. 8

