



US00D781771S

(12) **United States Design Patent**  
**Grovender**

(10) **Patent No.:** **US D781,771 S**  
(45) **Date of Patent:** **\*\* Mar. 21, 2017**

(54) **GALLEY WITH CURVED STAIR AND BUILT-INS**

D553,071 S \* 10/2007 de Rover ..... D12/315  
D574,313 S \* 8/2008 de Rover ..... D12/300  
D587,641 S \* 3/2009 Bouckaert ..... D12/300  
D749,683 S \* 2/2016 Staal ..... D21/671

(71) Applicant: **Premier Marine, Inc.**, Wyoming, MN (US)

\* cited by examiner

(72) Inventor: **David Grovender**, North Branch, MN (US)

*Primary Examiner* — Cynthia M Chin

(74) *Attorney, Agent, or Firm* — Winthrop & Weinstine, P.A.

(73) Assignee: **Premier Marine, Inc.**, Wyoming, MN (US)

(57) **CLAIM**

The ornamental design for a galley with curved stair and built-ins, as shown and described.

(\*\*) Term: **15 Years**

**DESCRIPTION**

(21) Appl. No.: **29/527,021**

FIG. 1 is a perspective view of a galley with curved stair and built-ins;

(22) Filed: **May 14, 2015**

FIG. 2 is a side view of the galley with curved stair and built-ins of FIG. 1;

(51) **LOC (10) Cl.** ..... **12-06**

FIG. 3 is a side view of the galley with curved stair and built-ins of FIG. 1 opposite the view of FIG. 2;

(52) **U.S. Cl.**  
USPC ..... **D12/317**

FIG. 4 is an end view of the galley with curved stair and built-ins of FIG. 1;

(58) **Field of Classification Search**  
USPC ..... D12/300–318; D25/62, 63, 68, 69  
CPC ..... B63B 29/04; B63B 29/02; B63B 29/025  
See application file for complete search history.

FIG. 5 is an end view of the galley with curved stair and built-ins of FIG. 1 opposite the view of FIG. 4;

(56) **References Cited**

**U.S. PATENT DOCUMENTS**


D293,475 S \* 12/1987 Daly ..... D25/62  
D375,290 S \* 11/1996 Hall ..... D12/318  
D385,970 S \* 11/1997 Cholley ..... D25/2  
D398,063 S \* 9/1998 Kline ..... D25/69  
D548,666 S \* 8/2007 Laupman ..... D12/300

FIG. 6 is a top view of the galley with curved stair and built-ins of FIG. 1; and,

FIG. 7 is a bottom view of the galley with curved stair and built-ins of FIG. 1.

The broken lines shown are included for the purpose of illustrating the unclaimed portions of the article and forms no part of the claimed design.

**1 Claim, 7 Drawing Sheets**



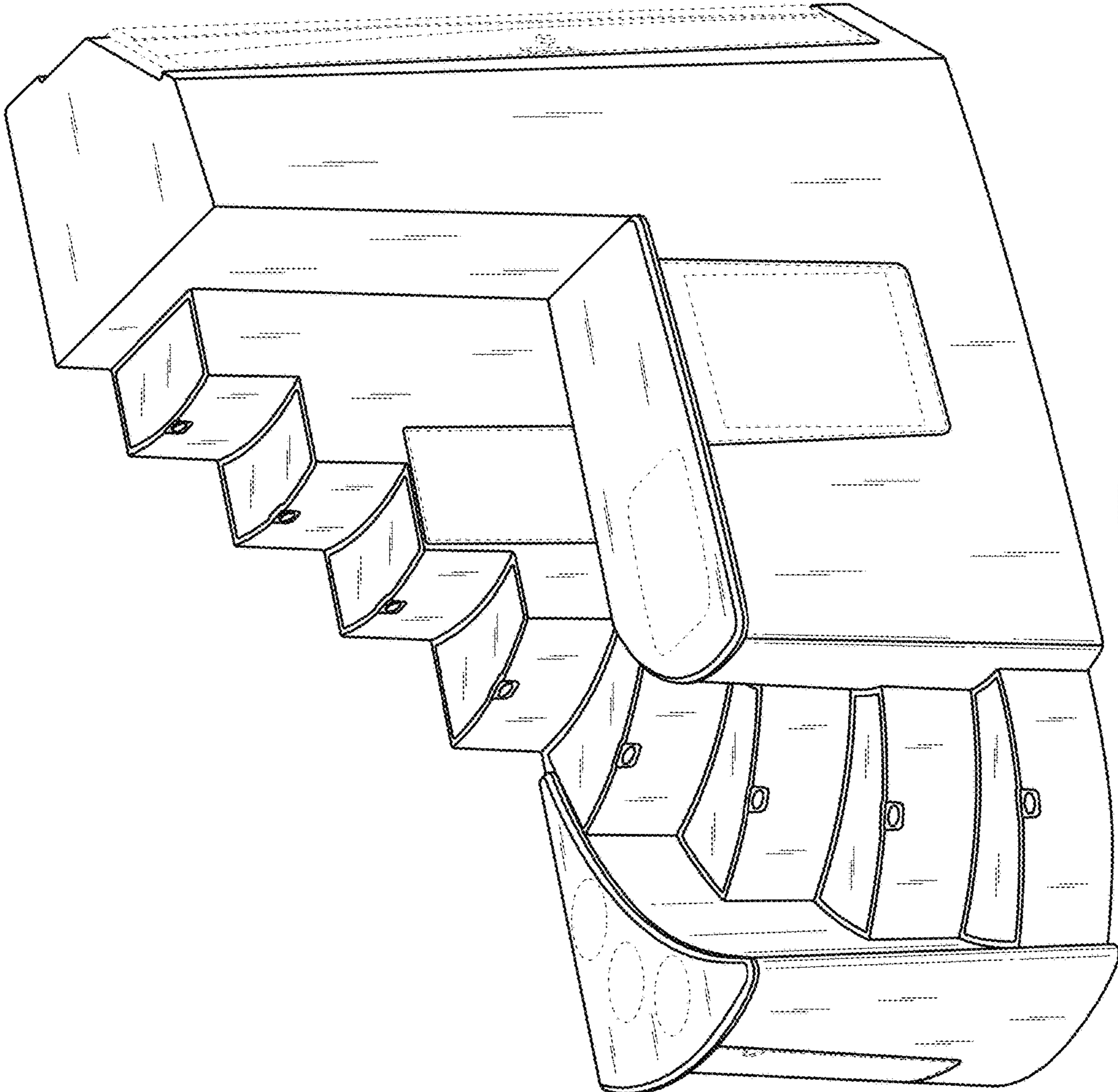


Fig. 1

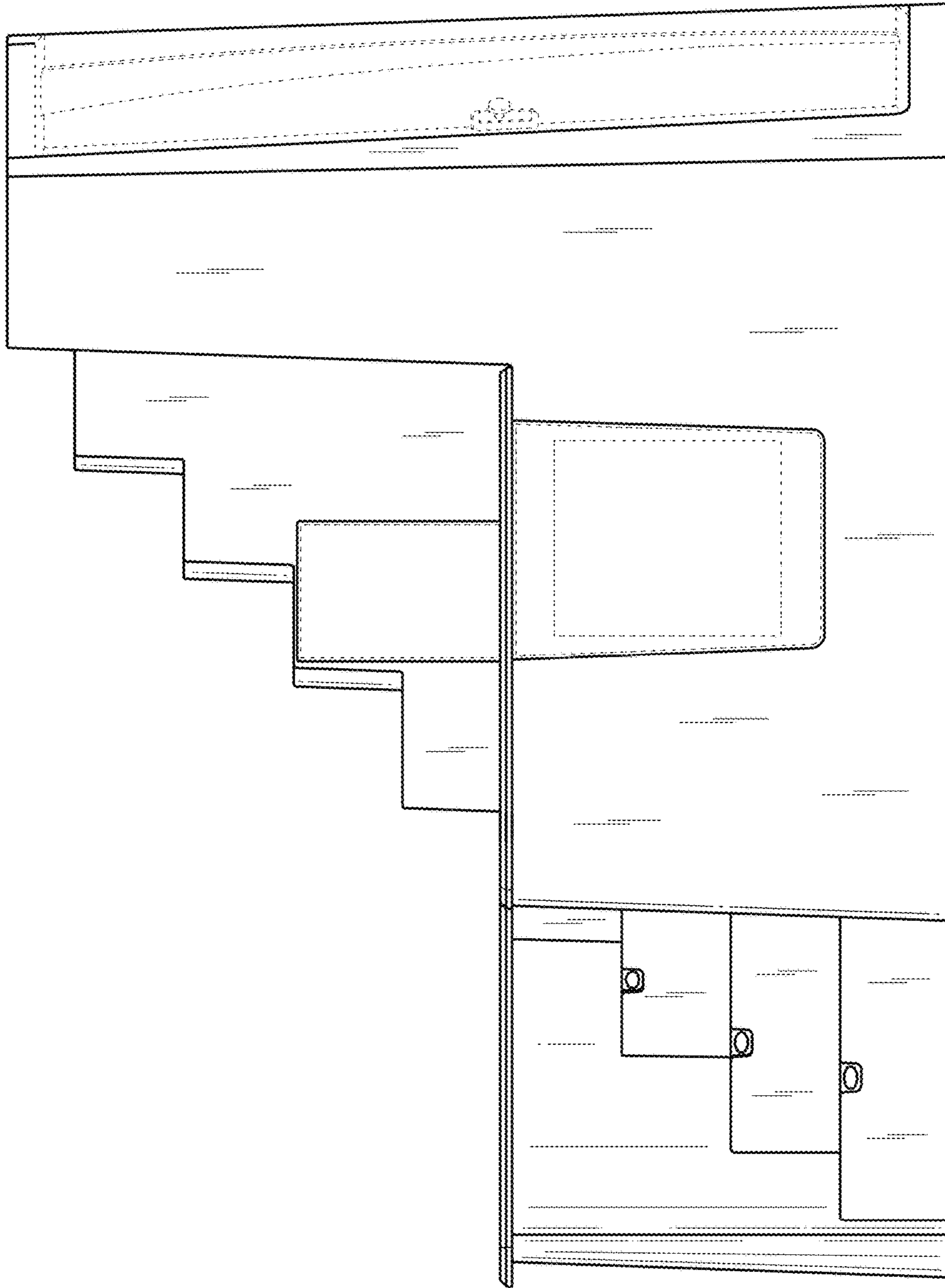


Fig. 2

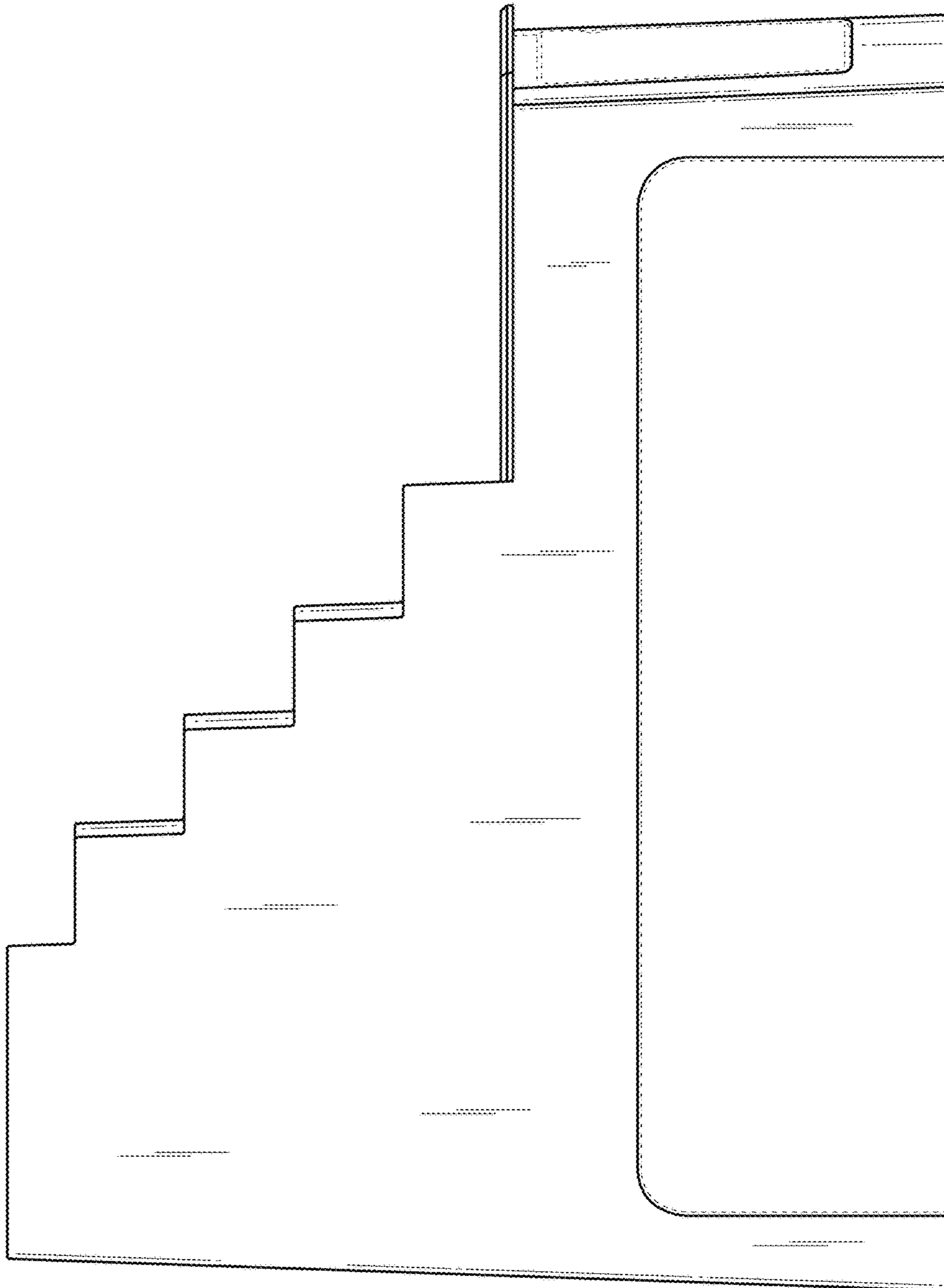


Fig. 3



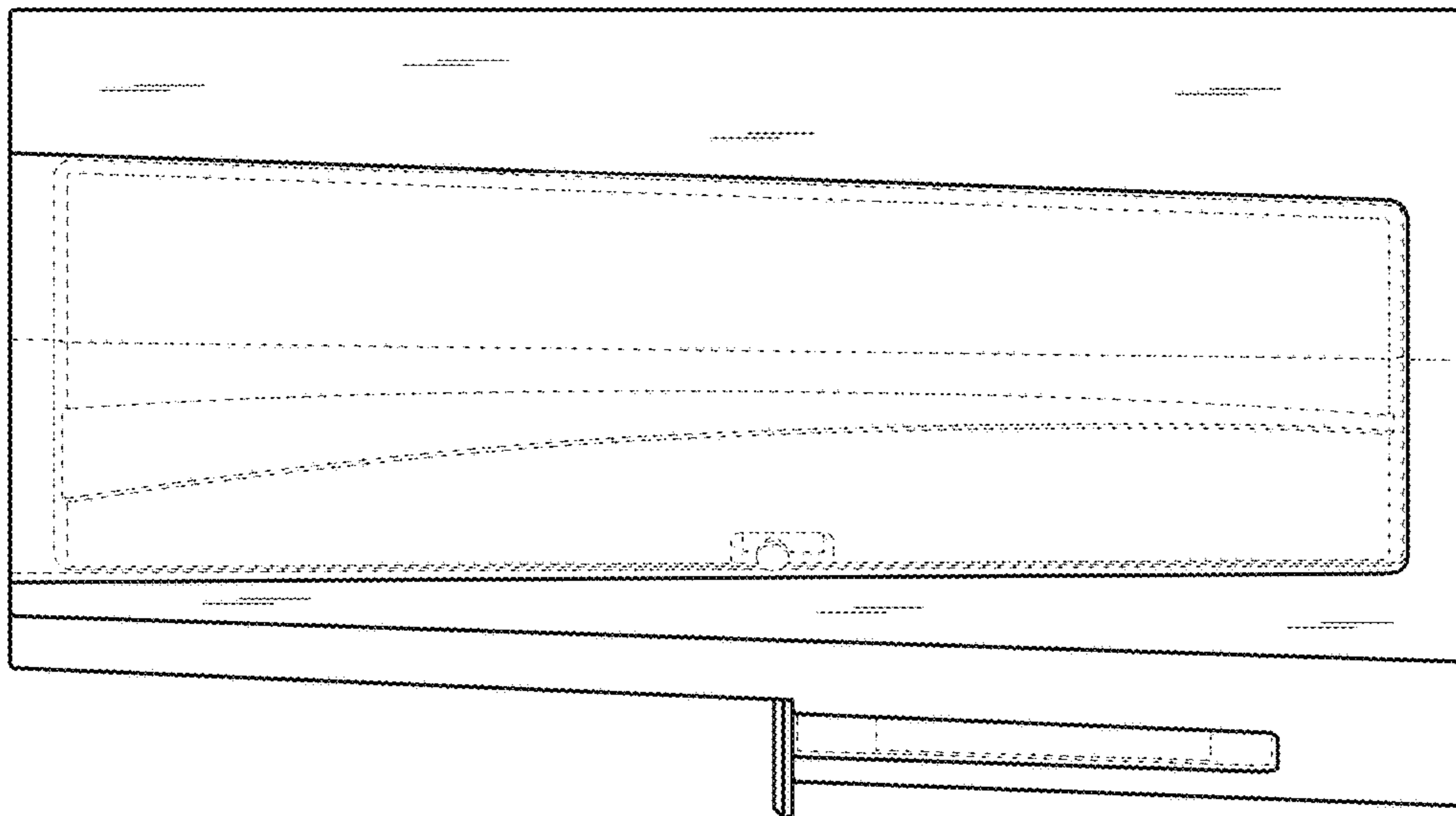


Fig. 4

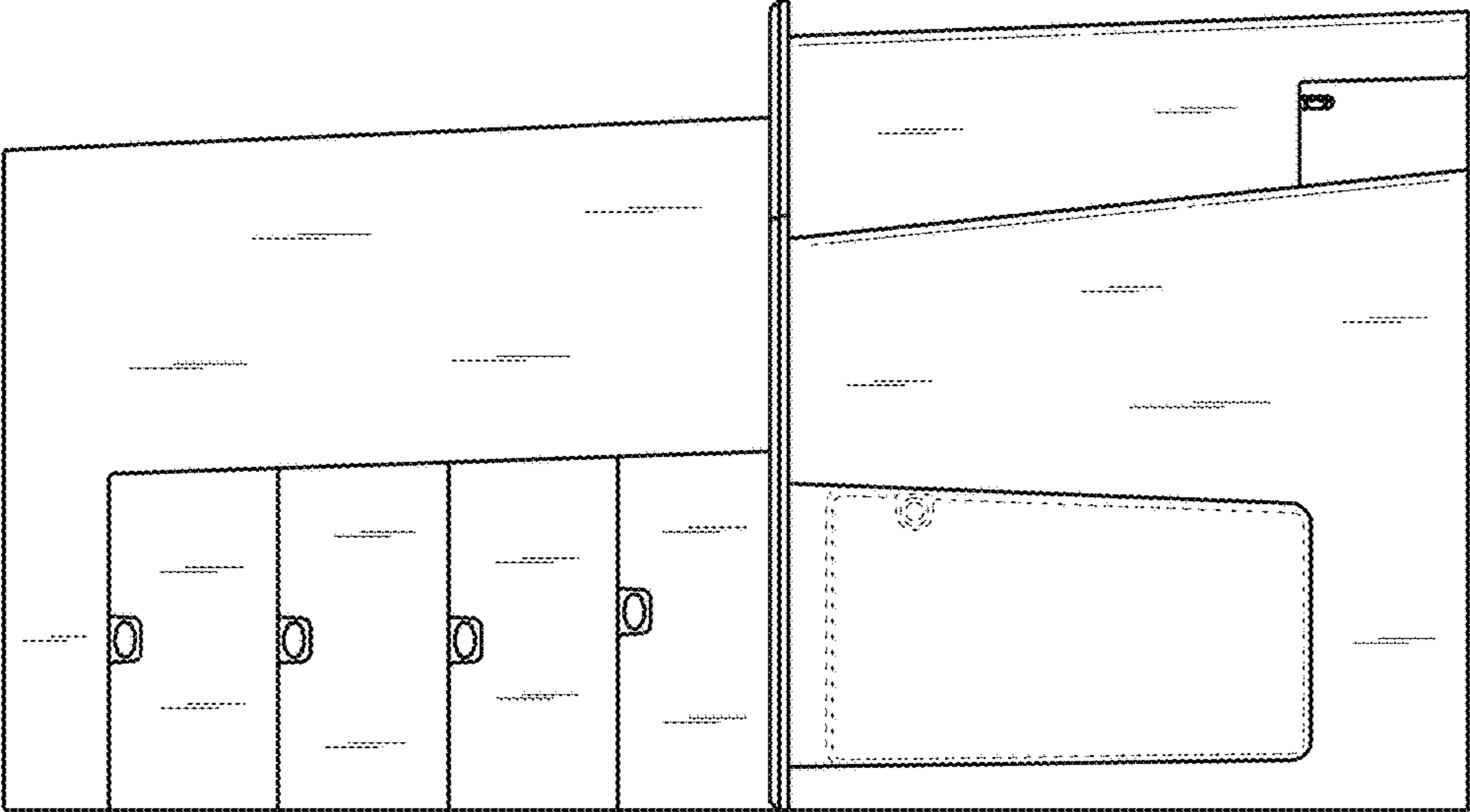


Fig. 5

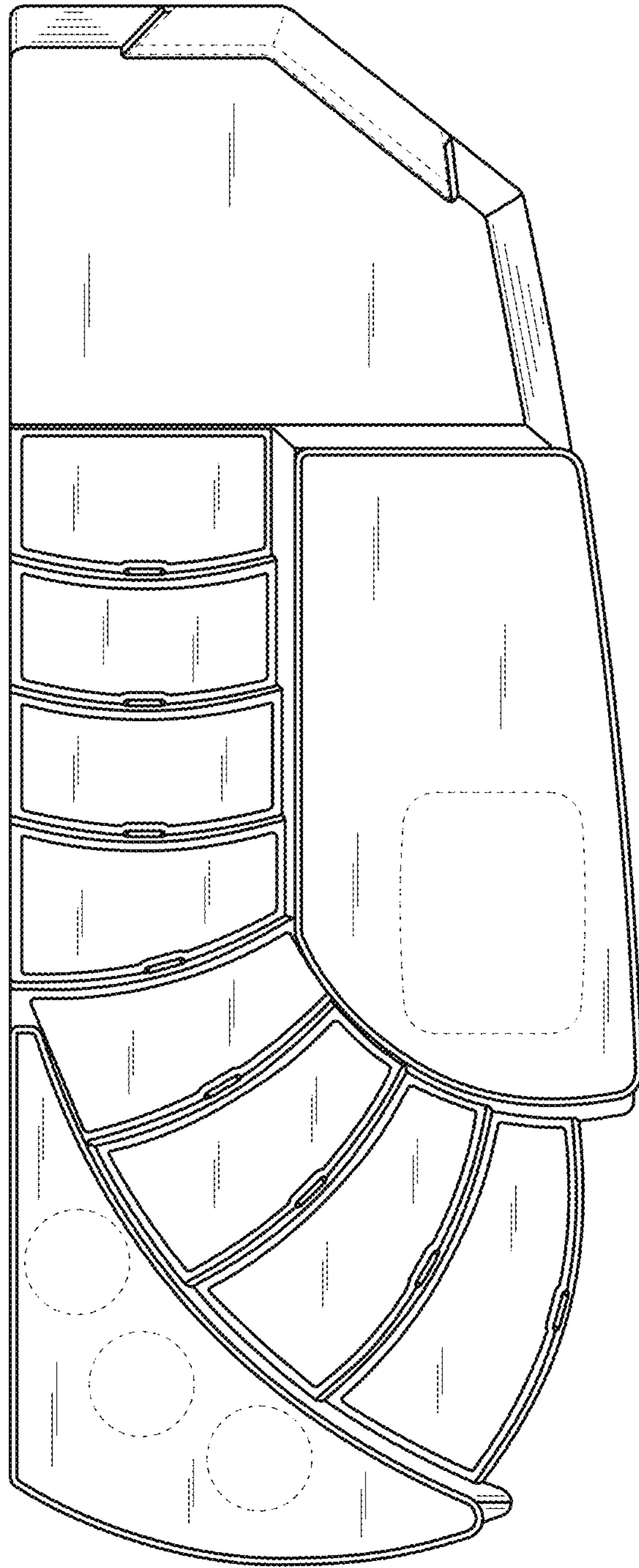


Fig. 6




Fig. 7