



US00D781766S

(12) **United States Design Patent**
Galante et al.

(10) **Patent No.:** **US D781,766 S**
(45) **Date of Patent:** **** Mar. 21, 2017**

(54) **AUTOMOBILE WHEEL**

(71) Applicants: **Vincent J Galante**, Lake Orion, MI
(US); **Mark T Allen**, Oxford, MI (US)

(72) Inventors: **Vincent J Galante**, Lake Orion, MI
(US); **Mark T Allen**, Oxford, MI (US)

(73) Assignee: **FCA US LLC**, Auburn Hills, MI (US)

(**) Term: **15 Years**

(21) Appl. No.: **29/561,186**

(22) Filed: **Apr. 14, 2016**

(51) **LOC (10) Cl.** **12-16**

(52) **U.S. Cl.**
USPC **D12/209**

(58) **Field of Classification Search**
USPC D12/204–213
CPC B60B 7/00; B60B 7/02; B60B 7/04; B60B
7/01; B60B 7/06; B60B 3/02; B60B 3/04;
B60B 3/06; B60B 3/10; B60B 1/00;
B60B 1/08; B60B 1/10; B60B 1/12
See application file for complete search history.

(56) **References Cited**

U.S. PATENT DOCUMENTS

D504,648 S * 5/2005 Pfeiffer D12/209
D584,672 S * 1/2009 Osborne D12/209
D601,074 S * 9/2009 Buschmann D12/209

D608,714 S * 1/2010 Bucher D12/209
D630,564 S * 1/2011 Baum D12/209
D635,904 S * 4/2011 Futschik D12/209
D655,659 S * 3/2012 Schweizer D12/209
D670,223 S * 11/2012 Chung D12/209
D674,330 S * 1/2013 Kito D12/209
D678,829 S * 3/2013 Gotschke D12/209
D682,178 S * 5/2013 Nakano D12/209
D723,987 S * 3/2015 Kito D12/209
D738,279 S * 9/2015 Dionisopoulos D12/209
D744,396 S * 12/2015 d’Orville D12/209
D757,628 S * 5/2016 Rolfs D12/211
D760,141 S * 6/2016 Chung D12/209
D761,178 S * 7/2016 Johnson D12/209
D765,002 S * 8/2016 Hoste D12/209

* cited by examiner

Primary Examiner — Stacia Cadmus

(74) *Attorney, Agent, or Firm* — Ralph E Smith

(57) **CLAIM**

The ornamental design for an automobile wheel, as shown and described.

DESCRIPTION


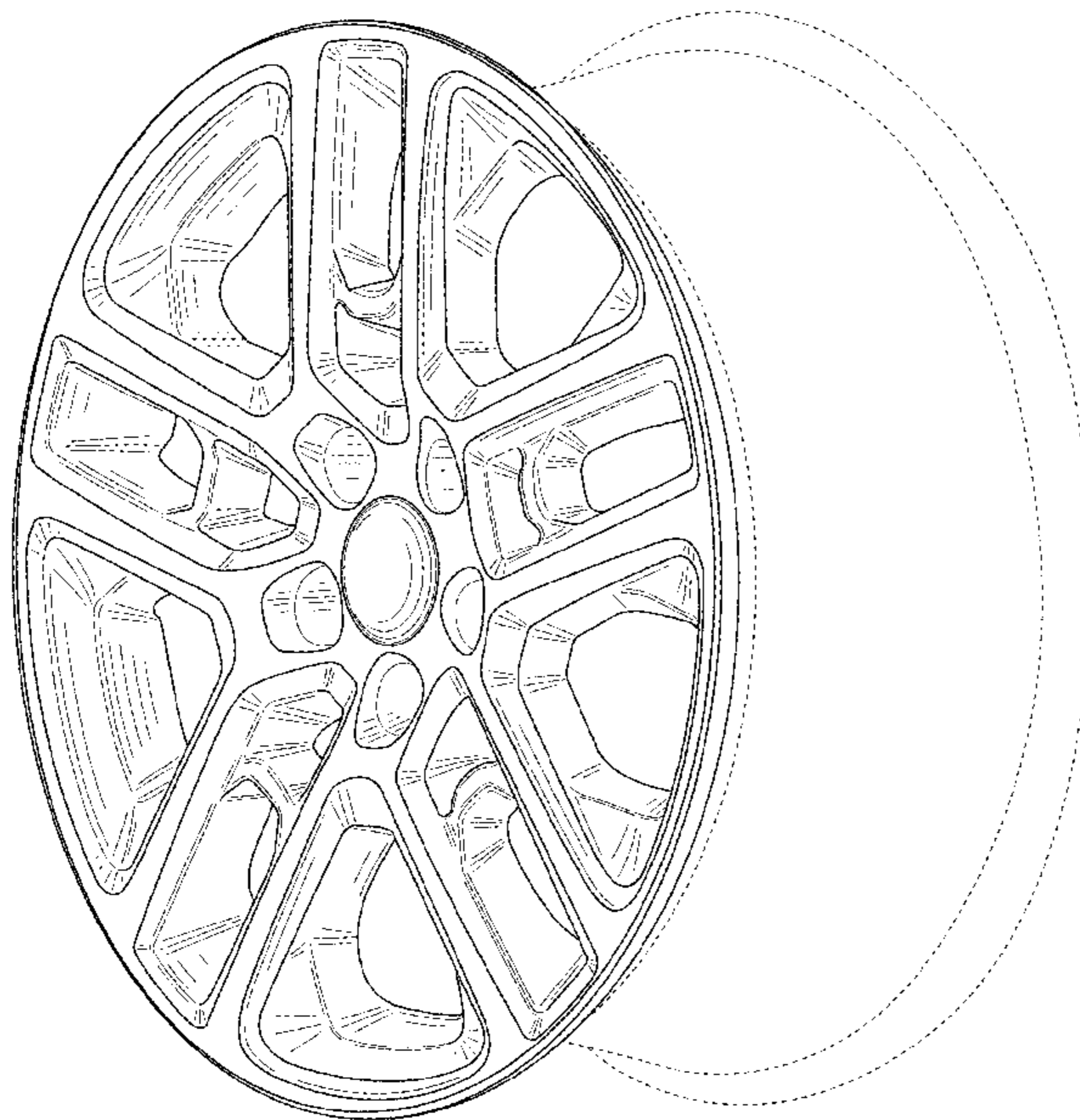
FIG. 1 is a right perspective view of an automobile wheel showing our new design;

FIG. 2 is a left perspective view thereof; and,

FIG. 3 is a front perspective view.

It will be understood that the broken lines shown in the drawings illustrate portions of the automobile wheel that form no part of claimed design.

1 Claim, 3 Drawing Sheets



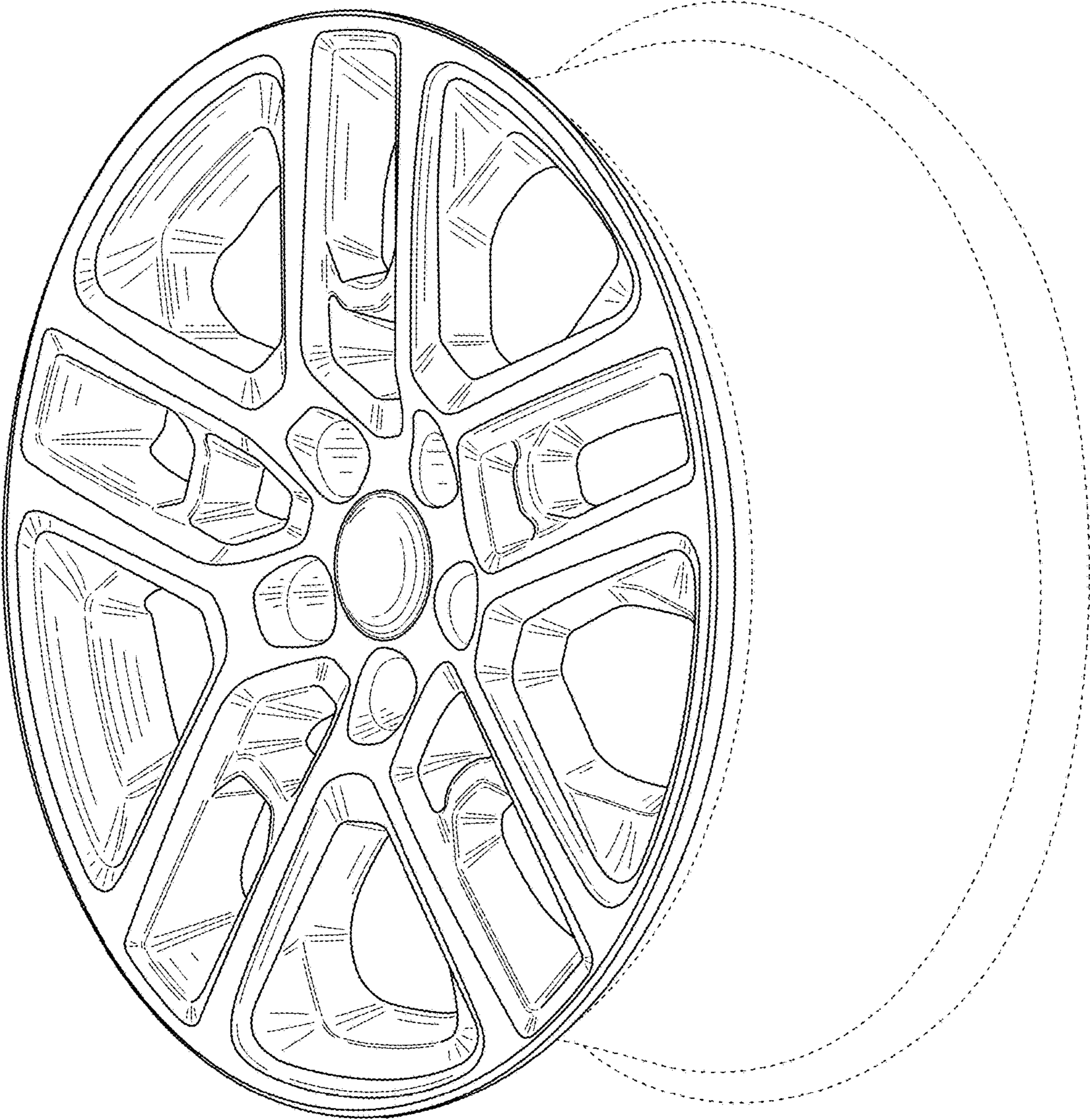


FIG. 1




FIG. 2




FIG. 3