



US00D781761S

(12) **United States Design Patent**
Lee

(10) **Patent No.:** **US D781,761 S**
(45) **Date of Patent:** **** Mar. 21, 2017**

(54) **VEHICLE WHEEL RIM**

(71) Applicant: **Bentley Motors Limited**, Cheshire
(GB)

(72) Inventor: **Sang Yup Lee**, Chester (GB)

(73) Assignee: **Bentley Motors Limited**, Cheshire
(GB)

(**) Term: **15 Years**

(21) Appl. No.: **29/537,698**

(22) Filed: **Aug. 28, 2015**

(30) **Foreign Application Priority Data**

Mar. 3, 2015 (EM) 002645101

(51) **LOC (10) Cl.** **12-16**

(52) **U.S. Cl.**
USPC **D12/209**

(58) **Field of Classification Search**
USPC D12/204–213
CPC B60B 7/00; B60B 7/02; B60B 7/04; B60B
7/01; B60B 7/06; B60B 3/02; B60B 3/04;
B60B 3/06; B60B 3/10; B60B 1/00;
B60B 1/08; B60B 1/10; B60B 1/12
See application file for complete search history.

(56) **References Cited**

U.S. PATENT DOCUMENTS

D371,100 S *	6/1996	Hatter	D12/209
D400,153 S *	10/1998	Bhambra	D12/209
D409,546 S *	5/1999	Stark	D12/209
D428,377 S *	7/2000	Kubosaki	D12/209
D430,841 S *	9/2000	Tanghetti	D12/209
D430,842 S *	9/2000	Chinellato	D12/209

D445,749 S *	7/2001	Kuninari	D12/209
D451,065 S *	11/2001	Braun	D12/211
D455,693 S *	4/2002	Sato	D12/209
D455,991 S *	4/2002	Kaucher	D12/209
D499,058 S *	11/2004	Iwauchi	D12/209
D504,096 S *	4/2005	Nakagawa	D12/209
D573,932 S *	7/2008	Laengerer	D12/209
D581,337 S *	11/2008	Juergens	D12/209
D619,524 S *	7/2010	Gabath	D12/209
D631,812 S *	2/2011	Juergens	D12/209
D652,361 S *	1/2012	Forschner	D12/209
D654,842 S *	2/2012	Blasi	D12/209
D655,660 S *	3/2012	Stucki	D12/209
D663,248 S *	7/2012	Kogawa	D12/209
D671,478 S *	11/2012	Baum	D12/209
D673,097 S *	12/2012	Lemke	D12/209
D684,516 S *	6/2013	Bennion	D12/209
D685,710 S *	7/2013	Hanaoka	D12/204
D695,190 S *	12/2013	Goto	D12/209
D695,191 S *	12/2013	Kogawa	D12/209
D705,714 S *	5/2014	Hanaoka	D12/209
D706,194 S *	6/2014	Hanaoka	D12/209
D723,989 S *	3/2015	Morikawa	D12/209

(Continued)

Primary Examiner — Stacia Cadmus

(74) *Attorney, Agent, or Firm* — Tarolli, Sundheim,
Covell & Tummino LLP; John A. Yirga, Esq.

(57) **CLAIM**

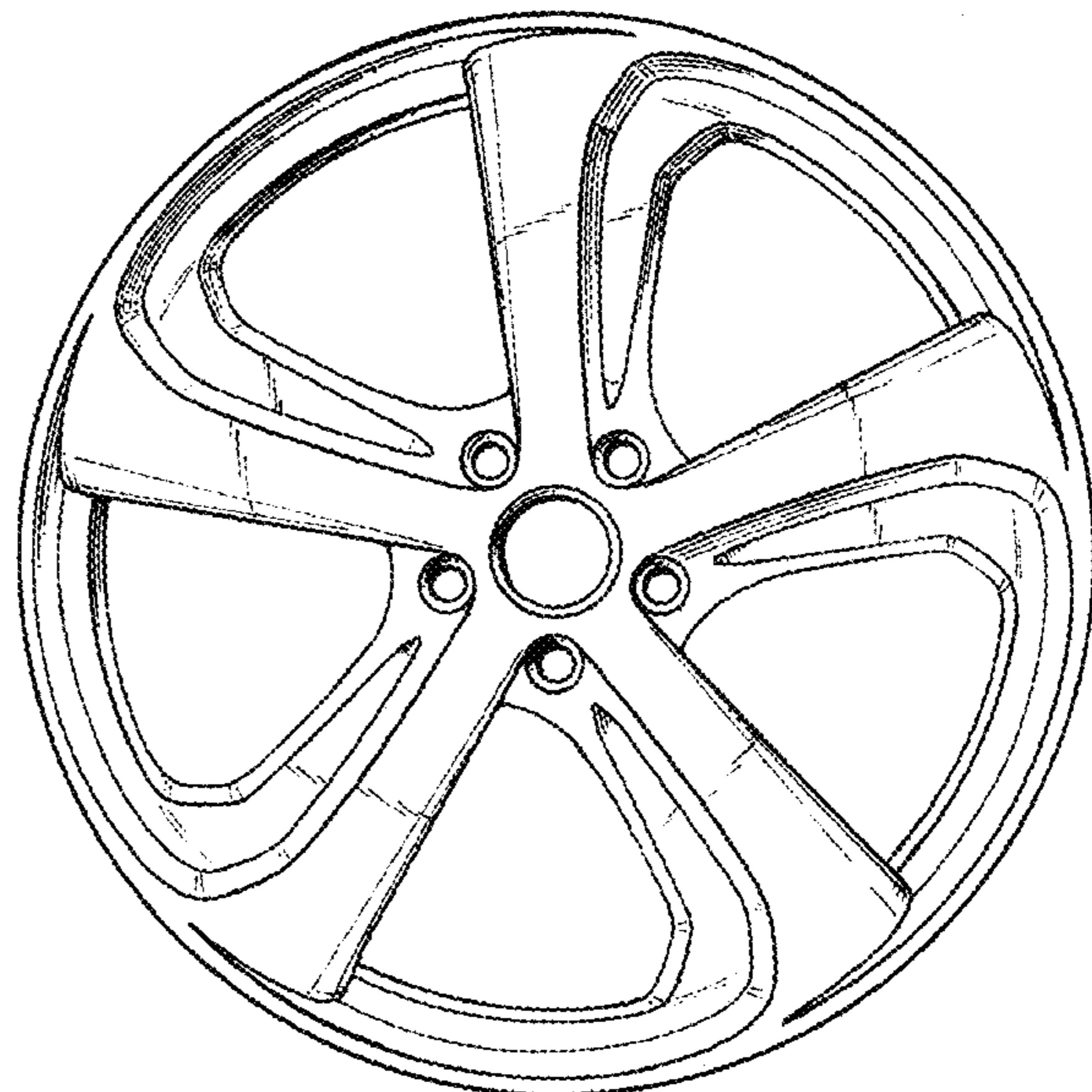
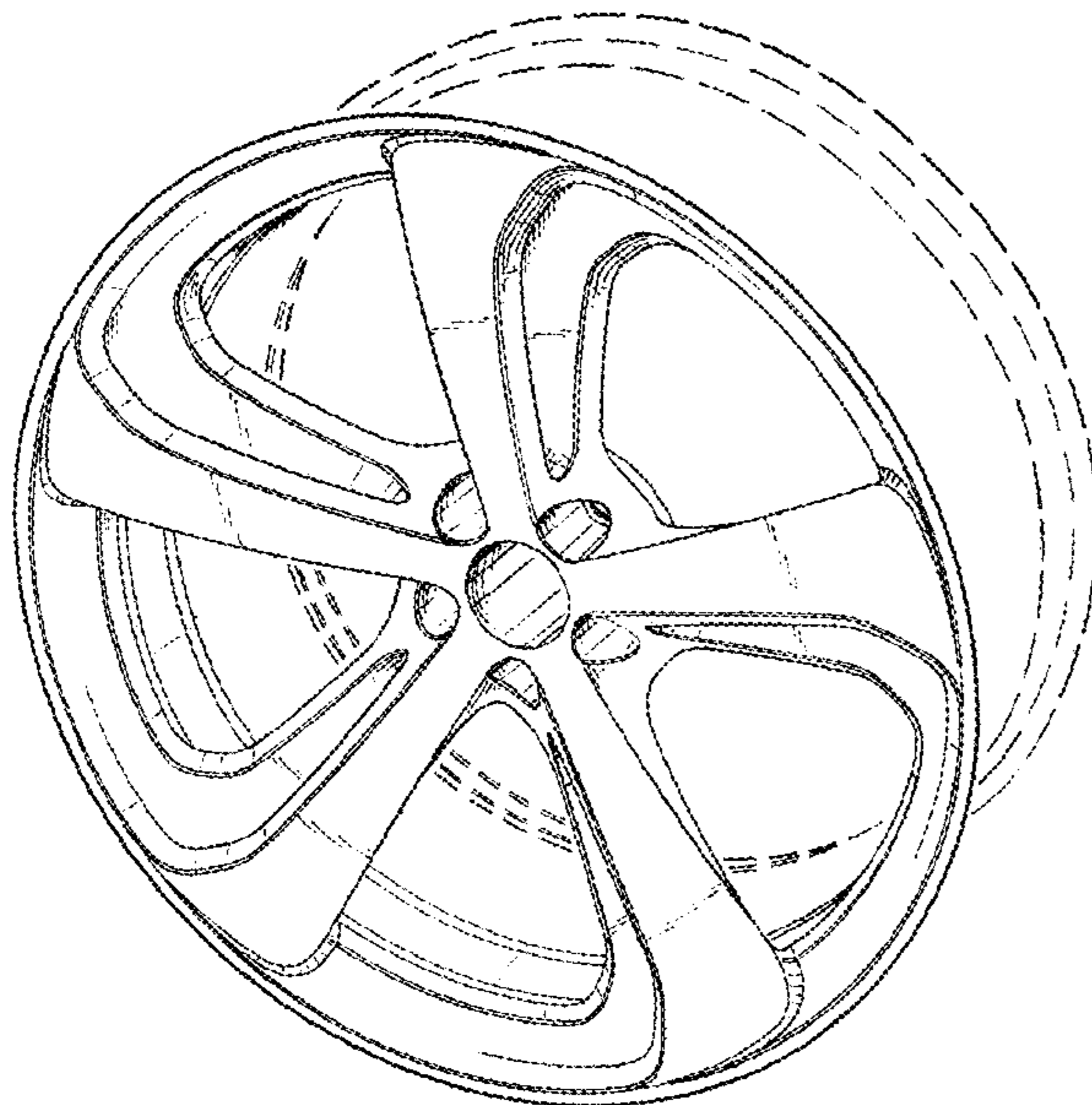
The ornamental design for a vehicle wheel rim, as shown and described.

DESCRIPTION

FIG. 1 is a perspective view of a vehicle wheel rim in accordance with the present disclosure; and, FIG. 2 is a front elevation view thereof.

The broken lines showing an unclaimed portion of the vehicle wheel rim is included for the purpose of illustrating environment and forms no part of the claimed design.

1 Claim, 2 Drawing Sheets



(56)

References Cited

U.S. PATENT DOCUMENTS

D740,191 S * 10/2015 Webber D12/209
D740,197 S * 10/2015 Valencia Pollex D12/209

* cited by examiner

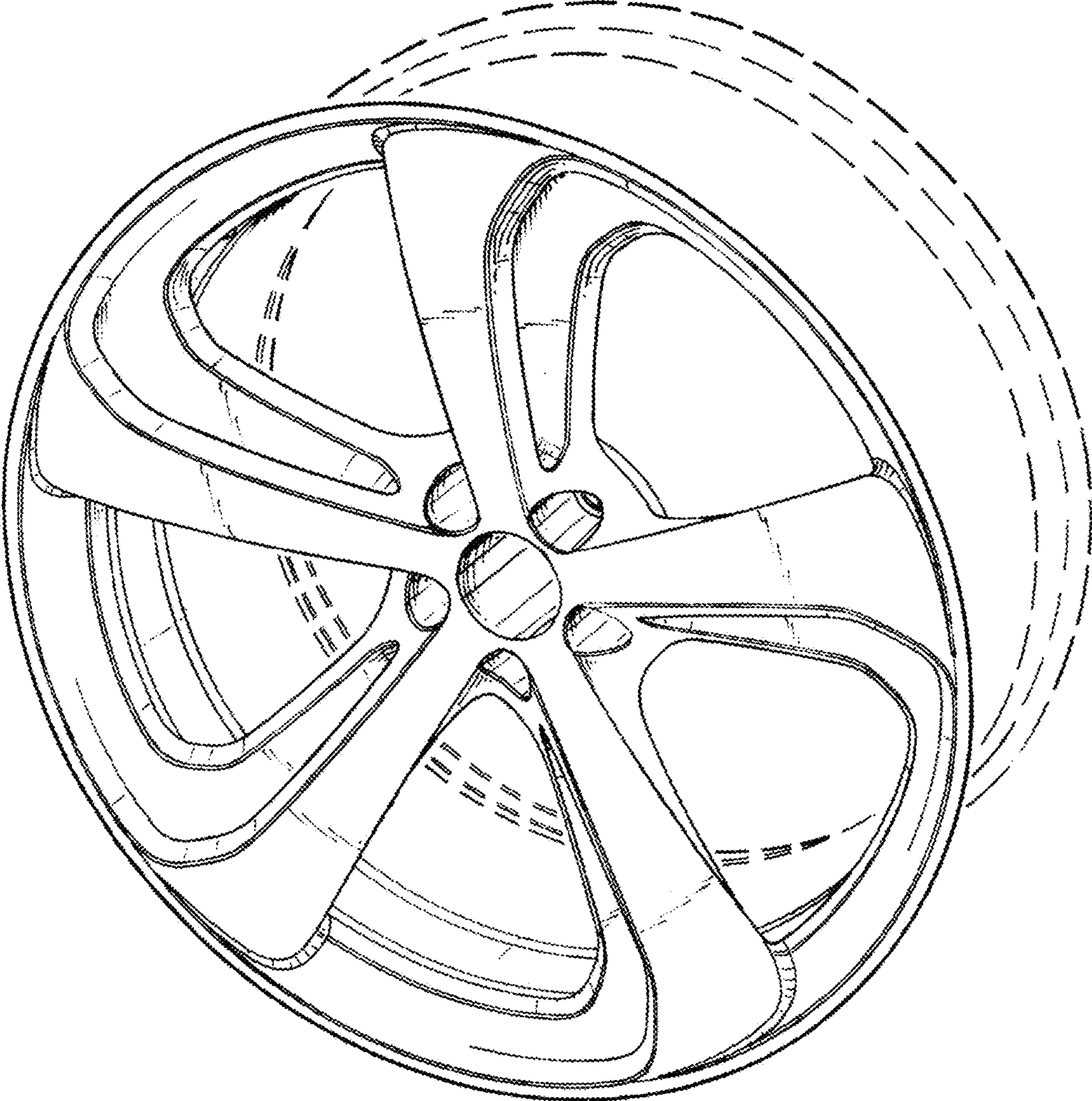


FIG. 1

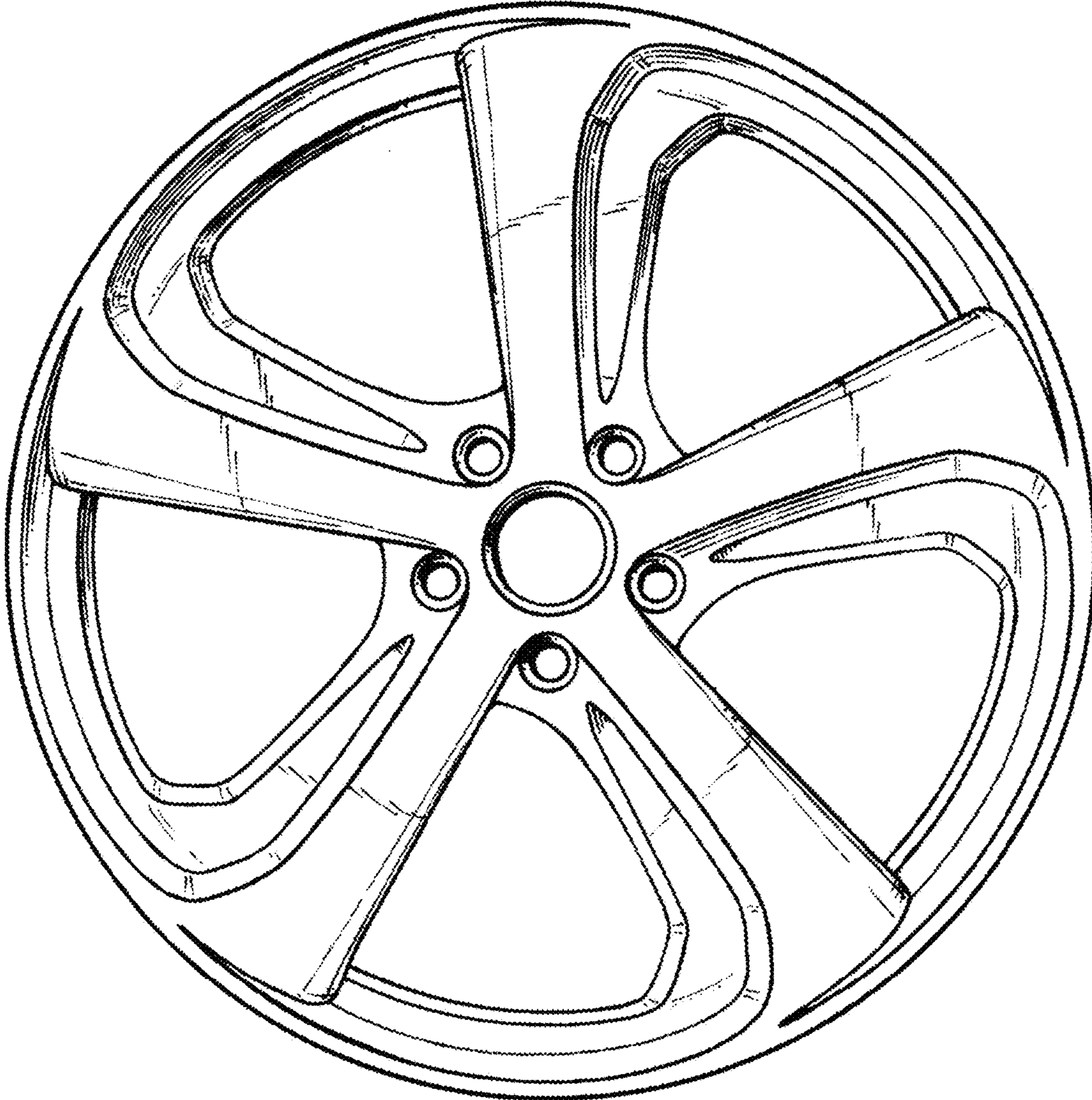


FIG. 2