



US00D781721S

(12) **United States Design Patent**
Abdourahim

(10) **Patent No.:** **US D781,721 S**

(45) **Date of Patent:** **** Mar. 21, 2017**

(54) **WATCHCASE**

(71) Applicant: **HARRY WINSTON SA,**
Plan-les-Ouates (CH)

(72) Inventor: **Delphine Abdourahim,** New York, NY
(US)

(73) Assignee: **HARRY WINSTON SA,**
Plan-les-Ouates (CH)

(**) Term: **15 Years**

(21) Appl. No.: **29/538,512**

(22) Filed: **Sep. 4, 2015**

(30) **Foreign Application Priority Data**

Mar. 4, 2015 (WO) DM/085 761

(51) **LOC (10) Cl.** **10-02**

(52) **U.S. Cl.**
USPC **D10/38**

(58) **Field of Classification Search**
USPC D10/132; D14/344, 138 R; 368/294
CPC G04B 19/00; G04B 19/06; G04B 39/00;
G04B 39/002; G04B 39/004; G04B
39/006; G04F 7/06; A01G 25/165; B05B
12/02

See application file for complete search history.

(56) **References Cited**

U.S. PATENT DOCUMENTS

D507,974 S * 8/2005 Strasser D10/30
D512,654 S * 12/2005 Scheufele D10/39
D513,196 S * 12/2005 Lazaretnik D10/39
D559,130 S * 1/2008 Laucella D10/39
D561,050 S * 2/2008 Laucella D10/39
D592,980 S * 5/2009 Laucella D10/39

D627,243 S * 11/2010 Deleskiewicz D10/39
D629,312 S * 12/2010 Laucella D10/39
D631,374 S * 1/2011 Hegi D10/38
D656,418 S * 3/2012 Scheufele D10/39
D677,586 S * 3/2013 Graff D10/36
D682,121 S * 5/2013 Hegi D10/36
D690,208 S * 9/2013 Sasaki D10/32
D690,209 S * 9/2013 Kawashima D10/32
D704,077 S * 5/2014 Monachon D10/32
D705,085 S * 5/2014 Monachon D10/34
D706,142 S * 6/2014 Monachon D10/32
D715,659 S * 10/2014 Graff D10/34
D716,155 S * 10/2014 Graff D10/34
D720,630 S * 1/2015 Nashimoto D10/32
D727,177 S * 4/2015 Abdourahim D10/39
D729,077 S * 5/2015 Kamilindi D10/39
D735,058 S * 7/2015 Graff D10/30

* cited by examiner

Primary Examiner — Sandra Snapp

(74) *Attorney, Agent, or Firm* — Donald J. Ranft; Collen
IP

(57) **CLAIM**

The ornamental design for a watchcase, as shown and
described.

DESCRIPTION

FIG. 1 is a front right perspective view of a watchcase
showing my new design;
FIG. 2 is a rear bottom perspective view thereof;
FIG. 3 is a front view thereof;
FIG. 4 is a rear view thereof;
FIG. 5 is a right side view thereof;
FIG. 6 is a left side view thereof;
FIG. 7 is a bottom view thereof; and,
FIG. 8 is top view thereof.

The portions of the watchcase shown in broken lines form no
part of the claimed design.

1 Claim, 6 Drawing Sheets






FIG. 1

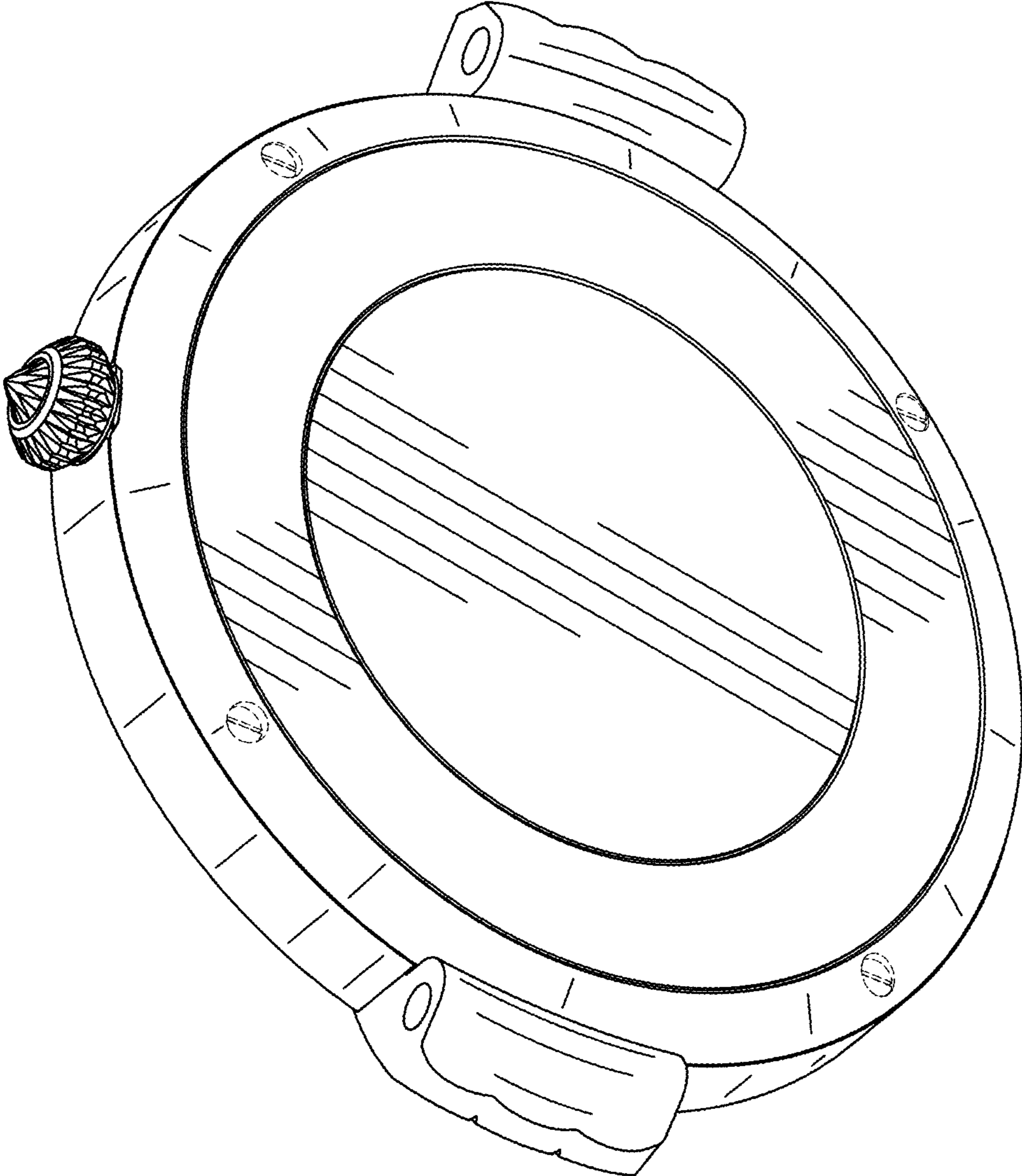


FIG. 2




FIG. 3

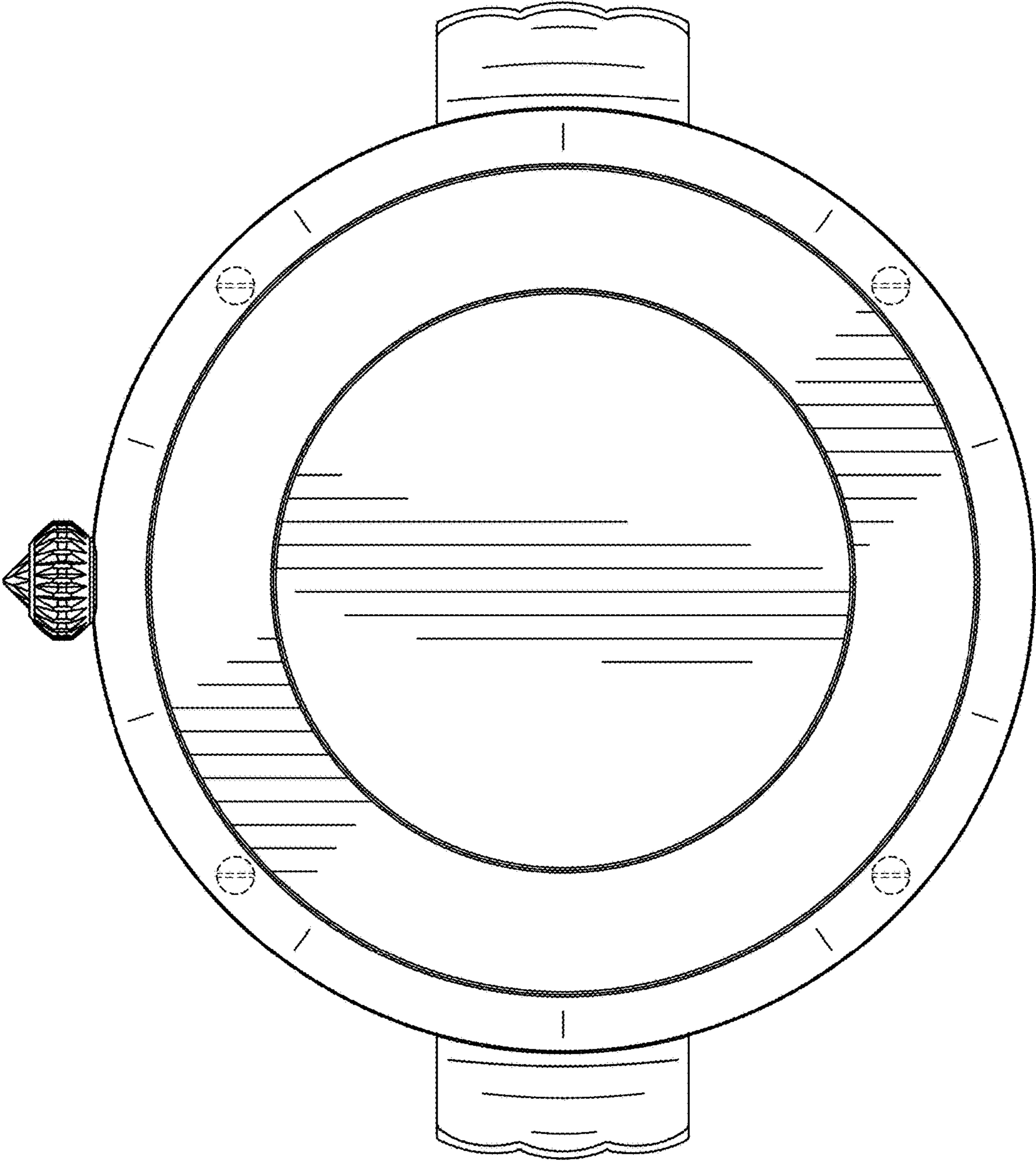


FIG. 4




FIG. 5

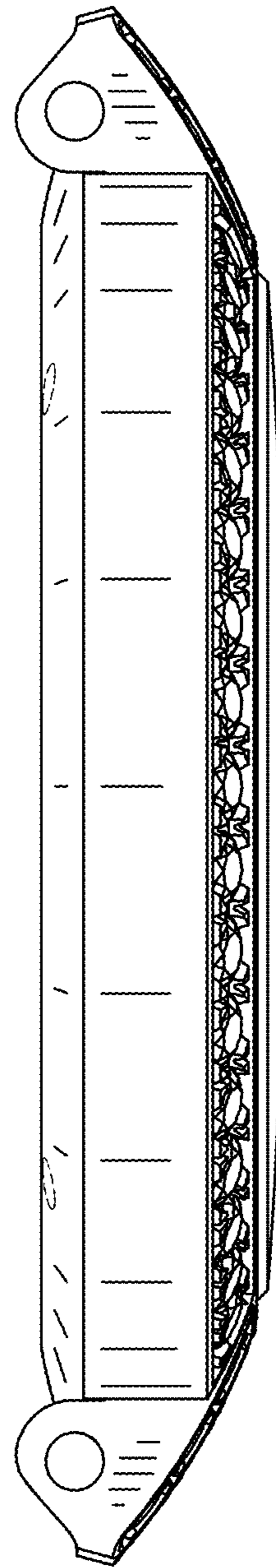


FIG. 6

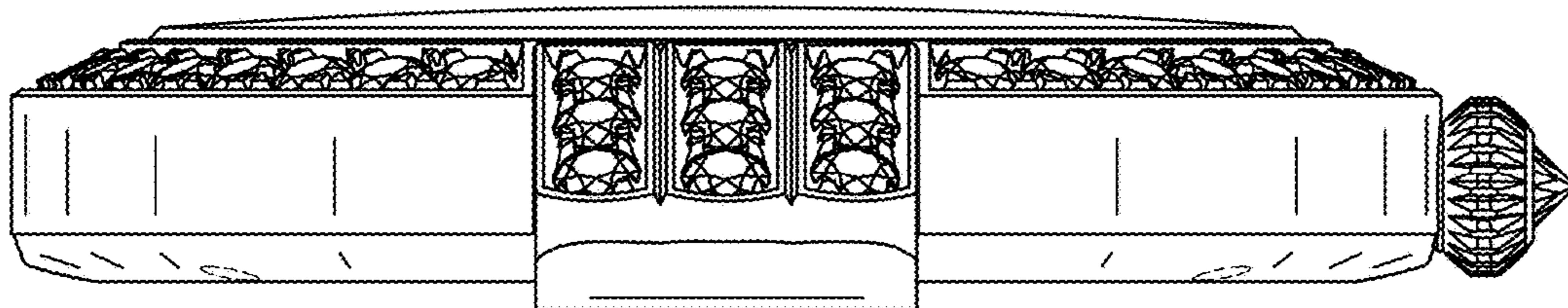


FIG. 7




FIG. 8