



US00D781711S

(12) **United States Design Patent** (10) **Patent No.:** **US D781,711 S**
Robinson (45) **Date of Patent:** **** Mar. 21, 2017**

(54) **BOTTLE WITH SURFACE ORNAMENTATION**

713,688 A * 11/1902 Sansone et al. G01F 19/00
73/429
D39,476 S * 9/1908 Bagby D9/522
923,618 A * 6/1909 Blizard B67D 1/0871
222/155

(71) Applicant: **Michael Edward Robinson**, East
Aurora, NY (US)

(Continued)

(72) Inventor: **Michael Edward Robinson**, East
Aurora, NY (US)

FOREIGN PATENT DOCUMENTS

(**) Term: **15 Years**

CA 87063 * 6/1999
CN 302598669 * 10/2013

(Continued)

(21) Appl. No.: **29/552,928**

(22) Filed: **Jan. 27, 2016**

Primary Examiner — Catherine Tuttle
Assistant Examiner — Mary Malley

(51) **LOC (10) Cl.** **09-01**

(74) *Attorney, Agent, or Firm* — Dunlap Bennett &
Ludwig PLLC

(52) **U.S. Cl.**

USPC **D9/547**; D9/516; D9/500

(58) **Field of Classification Search**

USPC D9/435, 454, 500, 502–505, 516–517,
D9/537–540, 542, 544, 546–547, 549,
D9/558, 562, 682, 689–692; D7/300,
D7/598; D24/197, 199; 215/379,
215/381–383, 385, 11.1, 11.3, 11.6;
220/660, 662, 669, 495.01, 495.03,
220/495.05; D10/46.2

(57) **CLAIM**

The ornamental design for a bottle with surface ornamentation, as shown and described.

CPC G01F 19/00; G01F 19/002; G01F 19/005;
G01F 19/007; B65D 2203/04

See application file for complete search history.

DESCRIPTION

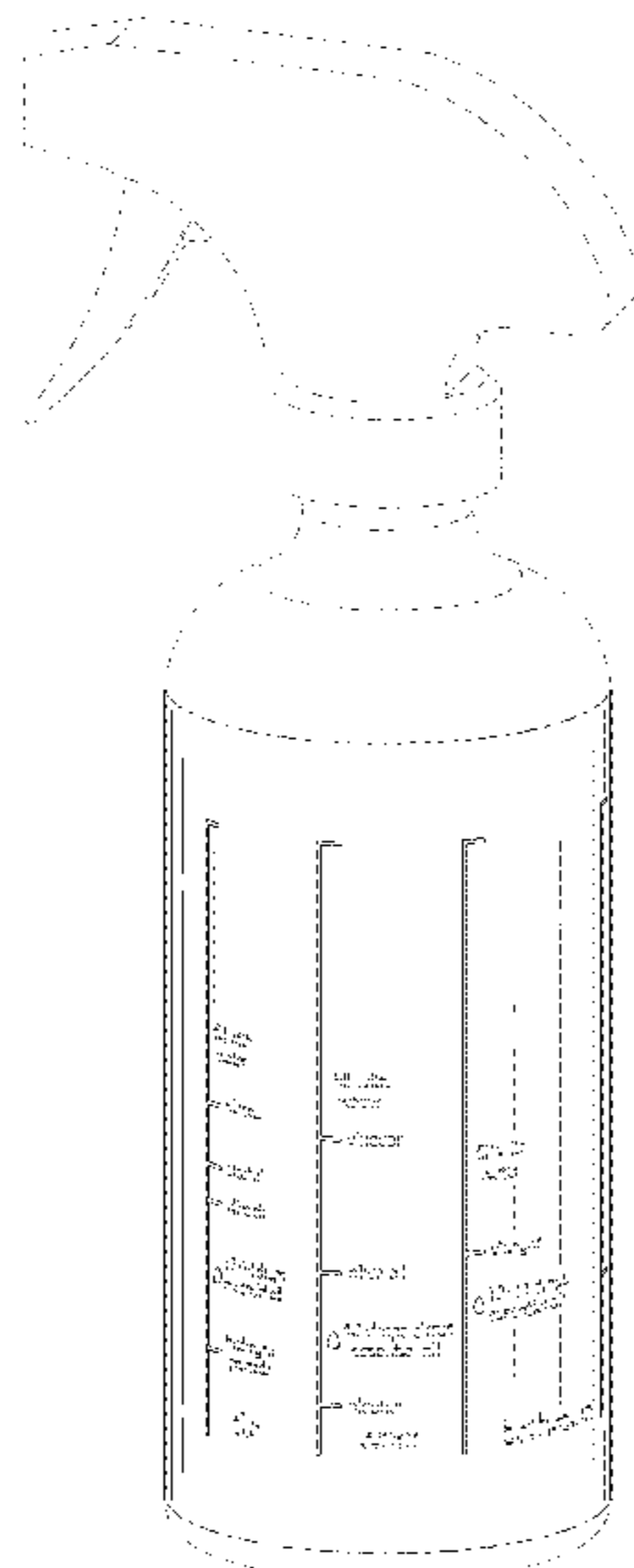
FIG. 1 is a front perspective view of a bottle with surface ornamentation shown with a spray nozzle as unclaimed environmental structure;
FIG. 2 is a front elevation view of a bottle with surface ornamentation shown without the unclaimed spray nozzle;
FIG. 3 is a rear elevation view thereof;
FIG. 4 is a left side elevation view thereof;
FIG. 5 is a right side elevation view thereof;
FIG. 6 is a top plan view thereof; and,
FIG. 7 is a bottom plan view thereof.
The dash-dot-dash lines represent the boundaries of the claim but form no part thereof. The dashed lines representing surface detail within the boundaries and the bottle portions outside the boundaries likewise form no part of the claimed design.

(56) **References Cited**

U.S. PATENT DOCUMENTS

52,461 A * 2/1866 Stoeckel G01F 19/00
215/365
83,449 A * 10/1868 Berney B67D 1/00
222/154
476,136 A * 5/1892 Eustis G01F 19/00
33/522
641,052 A * 1/1900 Strauss G01F 19/00
73/427
645,875 A * 3/1900 Strauss G01F 19/00
33/721

1 Claim, 4 Drawing Sheets



(56)

References Cited

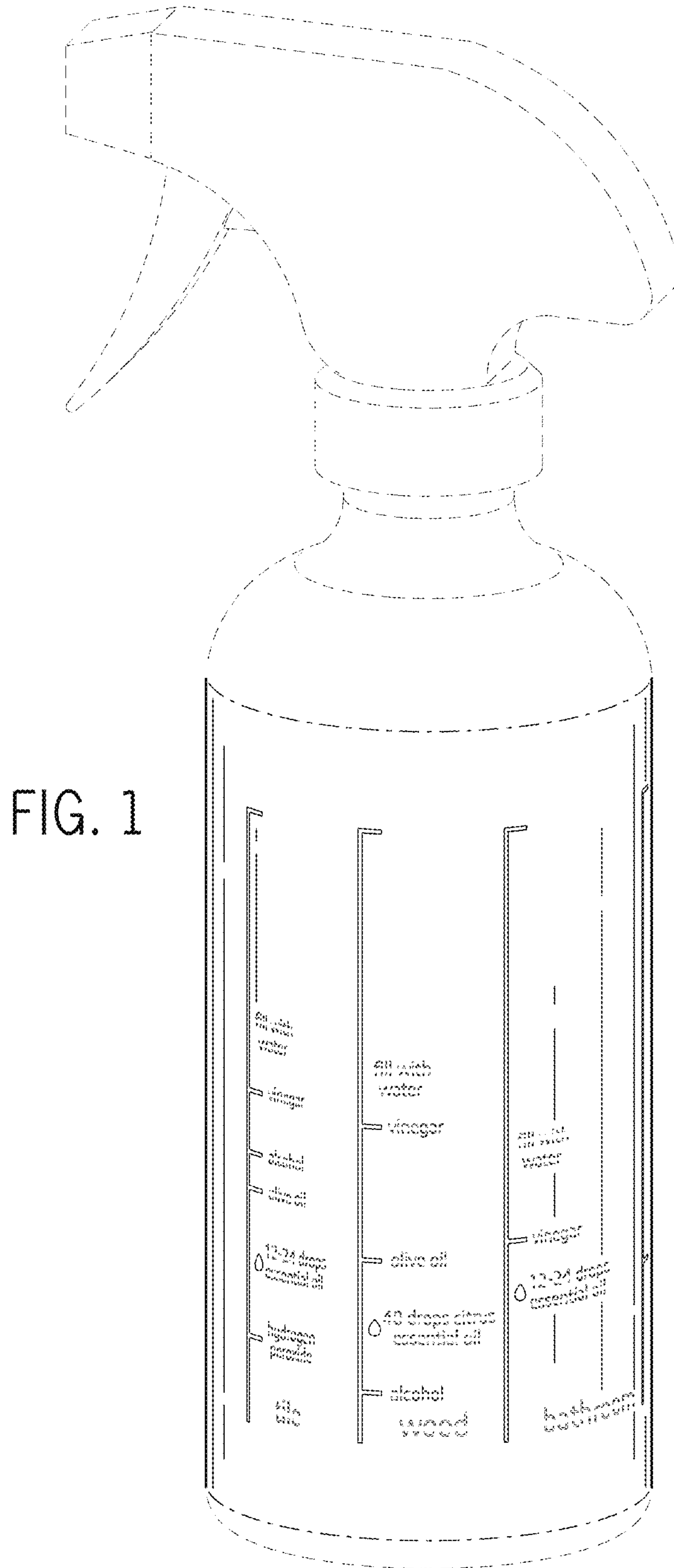
U.S. PATENT DOCUMENTS

1,480,855 A * 1/1924 Dunkelberger A61J 9/00
215/11.3
1,510,363 A * 9/1924 Wangen A61J 11/00
215/11.1
1,737,735 A * 12/1929 Schmidt G01F 19/00
73/429
2,256,865 A * 9/1941 Gilbert G01F 19/005
73/429
2,525,360 A * 10/1950 Lage A61J 11/008
215/11.1
3,530,722 A * 9/1970 Miller G01F 19/00
177/245
D673,854 S * 1/2013 James D9/500
8,438,921 B1 * 5/2013 Bland B65D 25/56
73/426
D688,579 S * 8/2013 Marshall D10/46.2
D697,431 S * 1/2014 Baker D9/524
D698,252 S * 1/2014 James D9/516
2009/0294318 A1 * 12/2009 Monahan B65D 25/56
206/459.5

FOREIGN PATENT DOCUMENTS

CN 303264494 * 7/2015
CN 303561646 * 1/2016
JP D1422785 * 9/2011

* cited by examiner



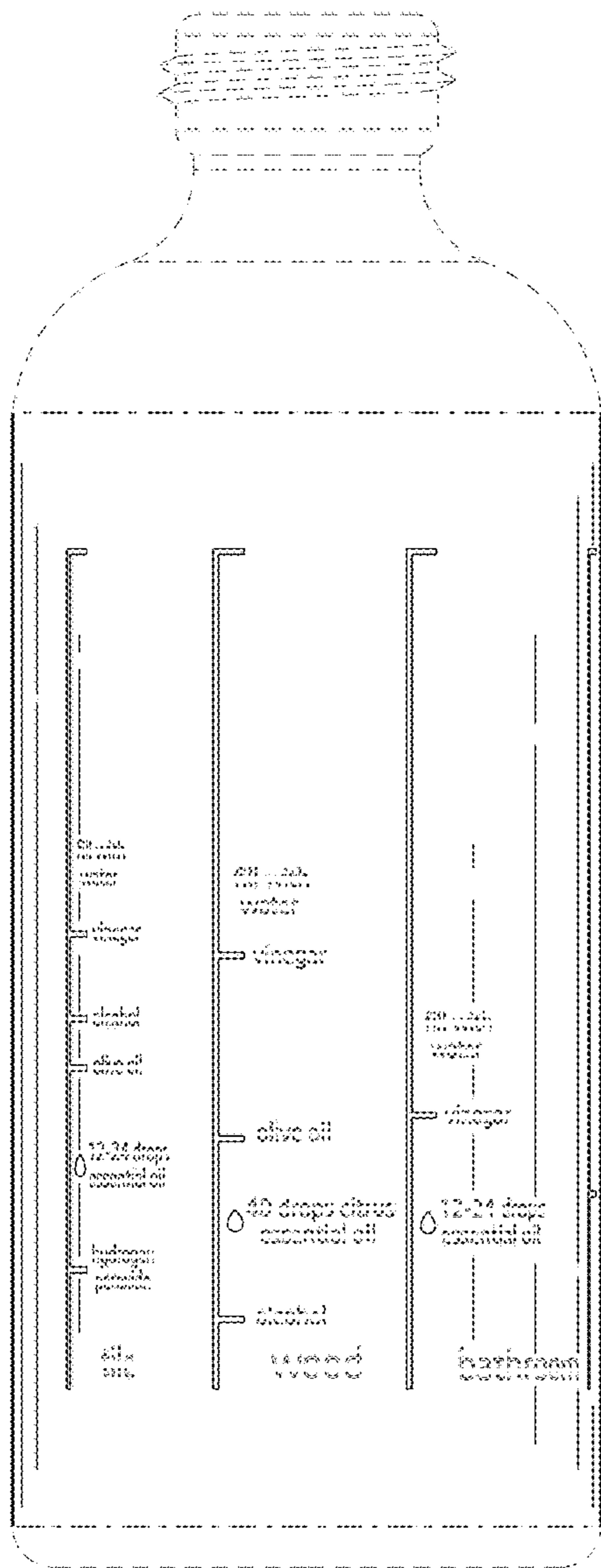


FIG. 2

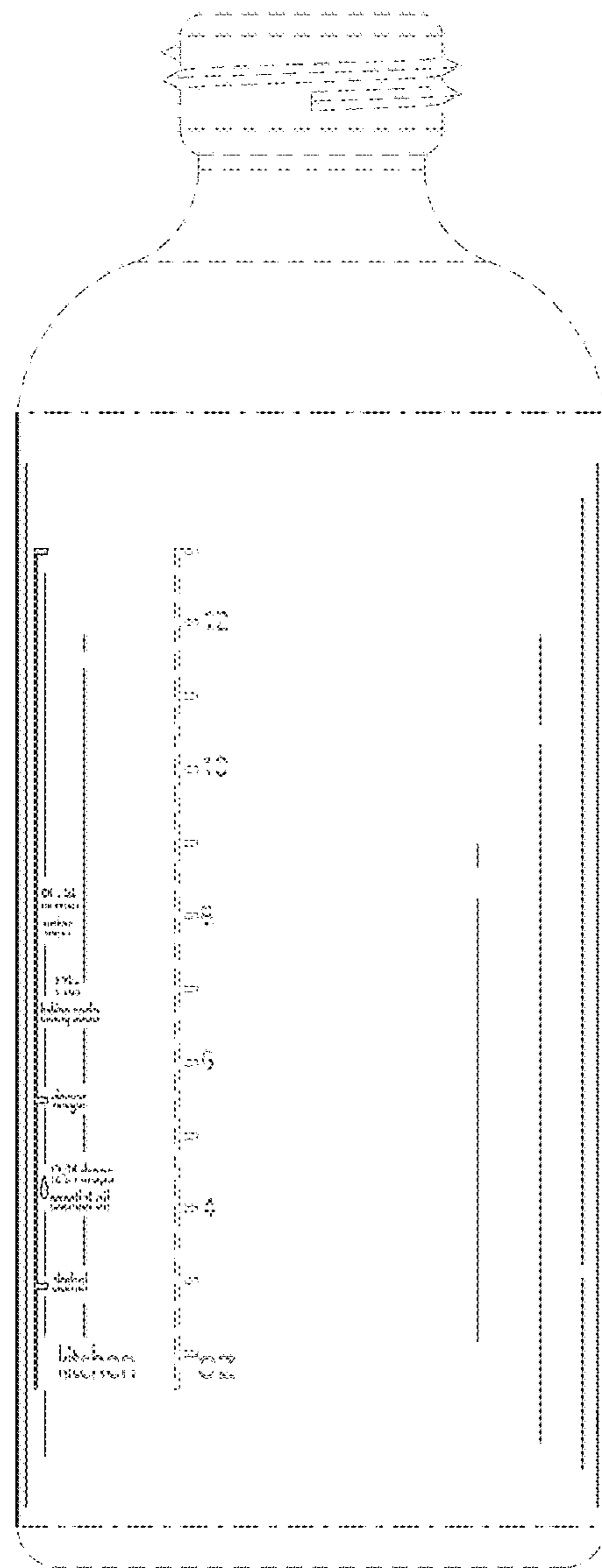


FIG. 3

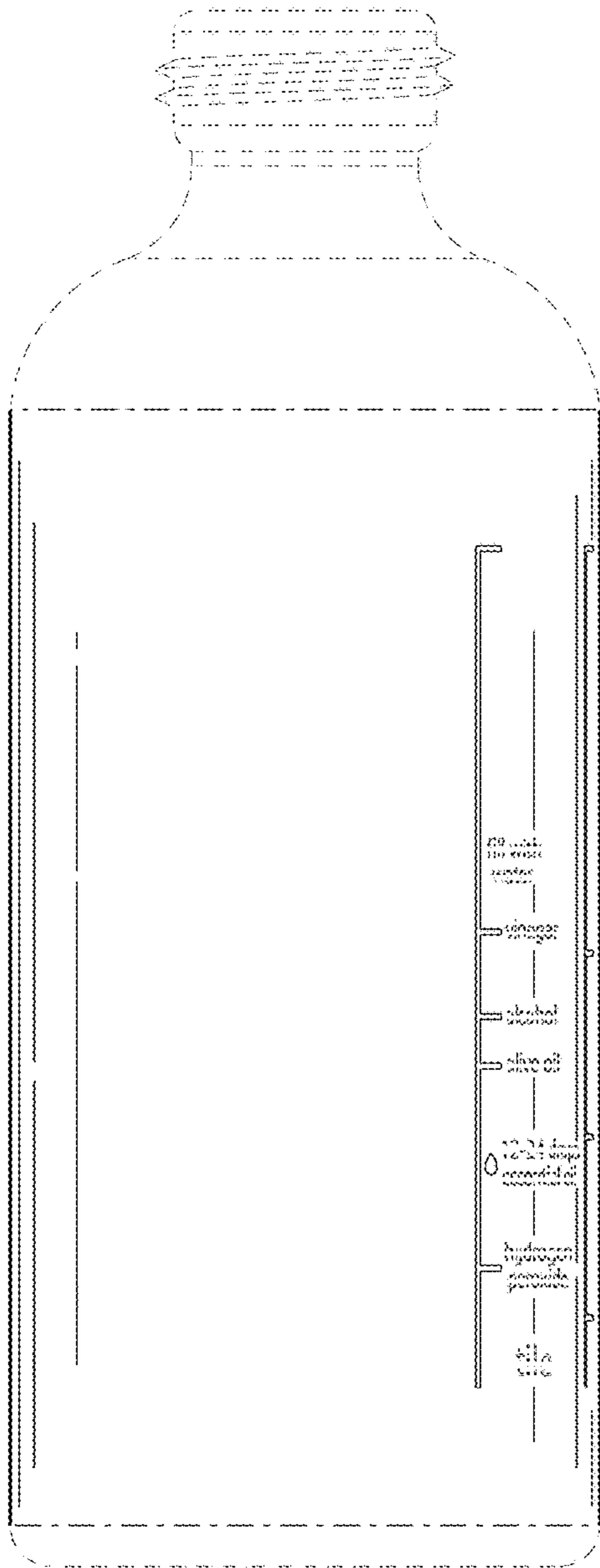


FIG. 4

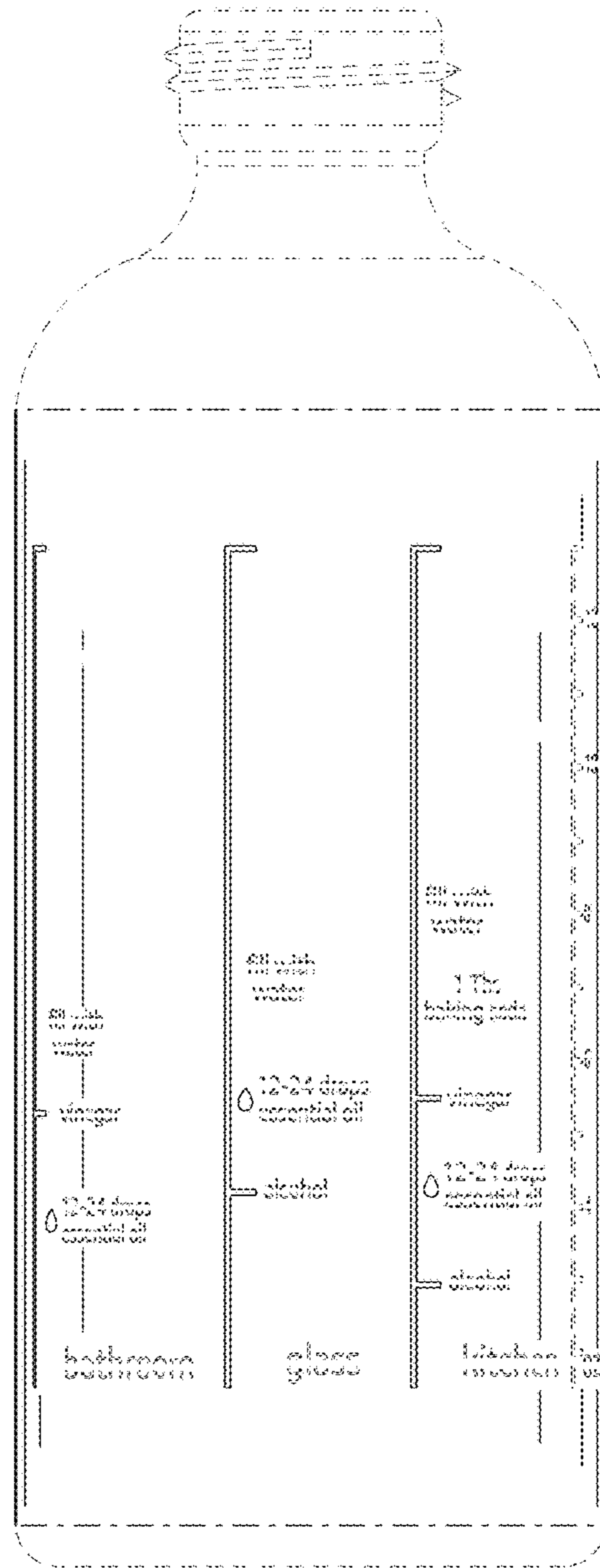


FIG. 5

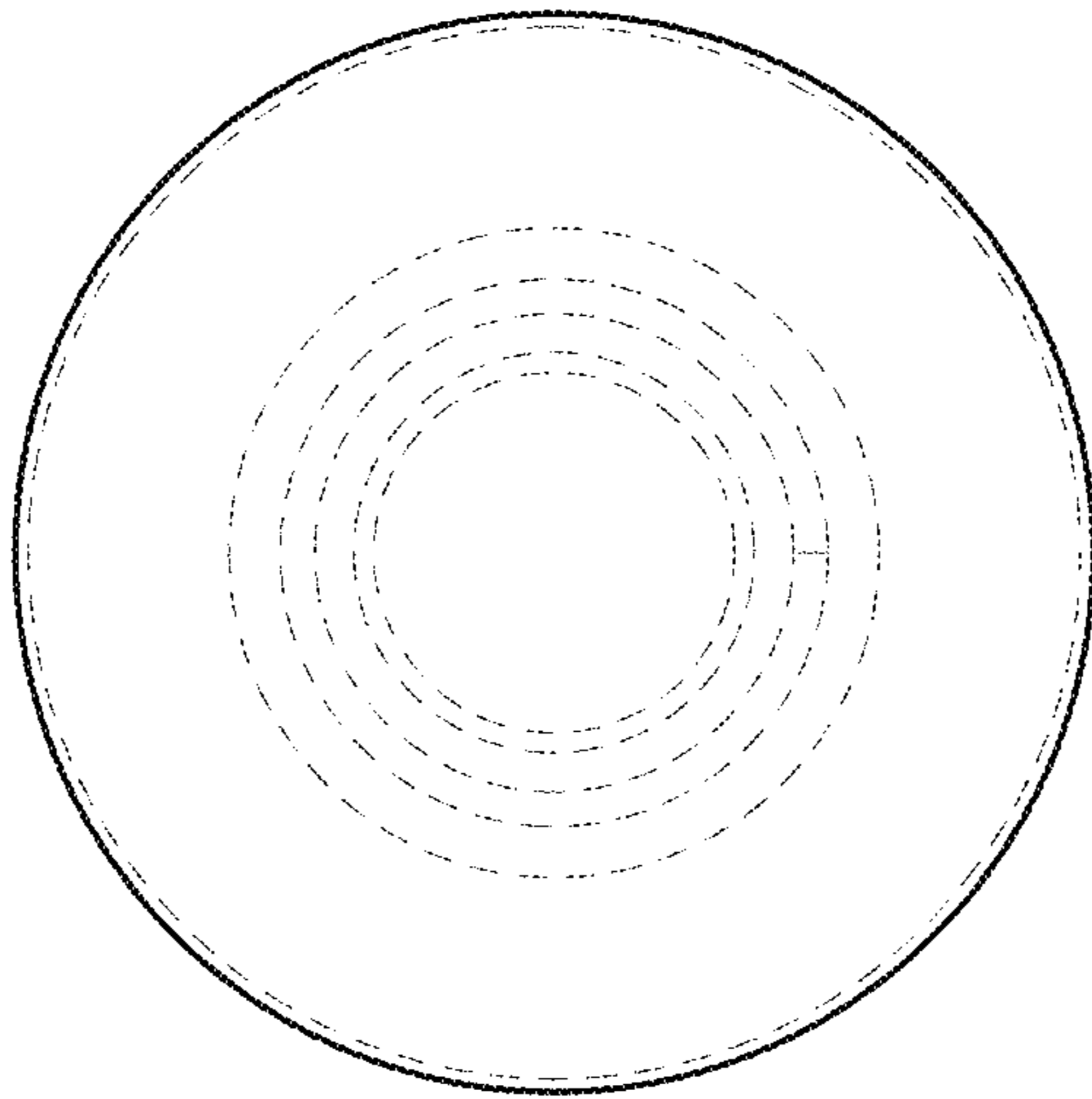


FIG. 6

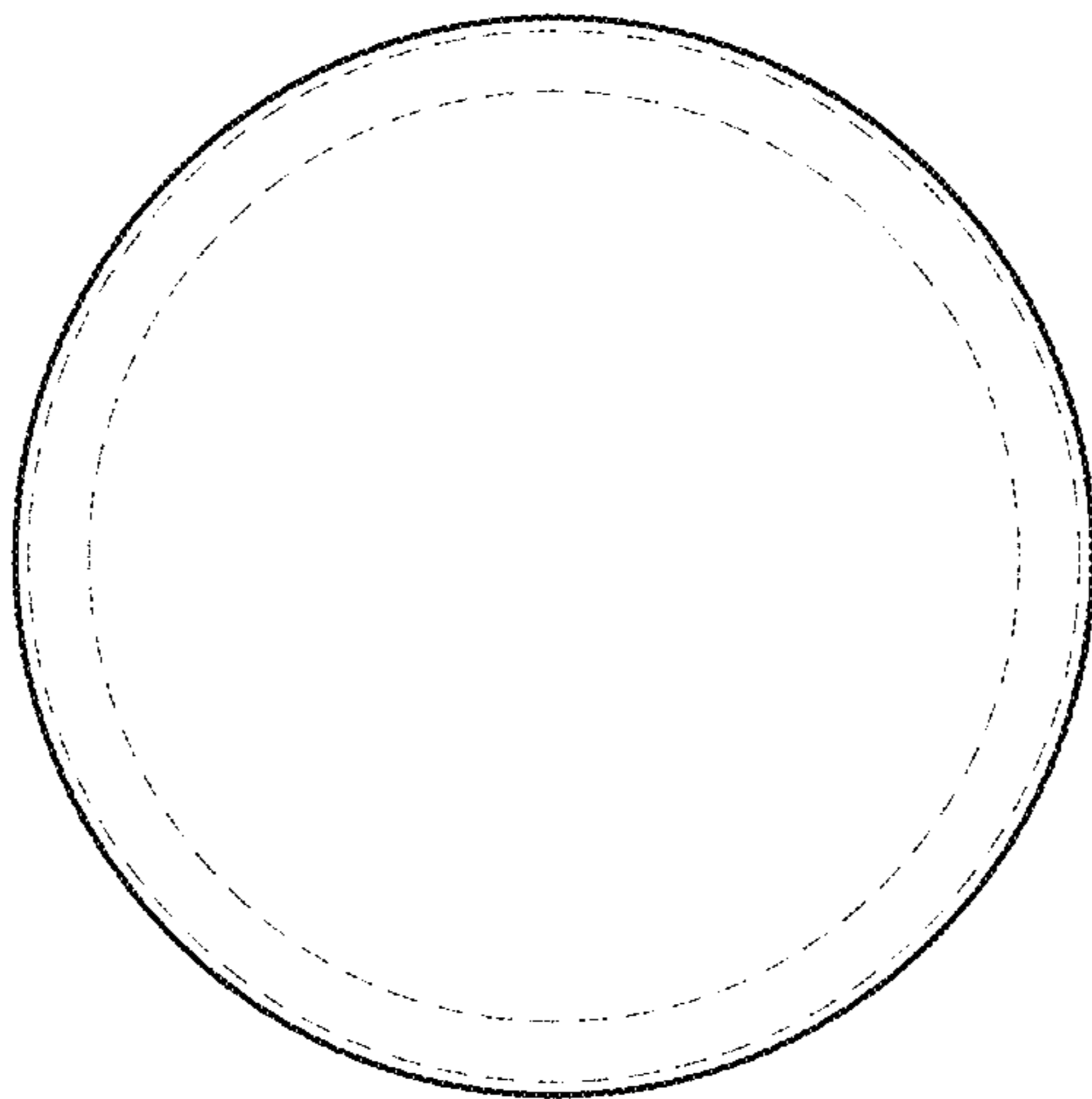


FIG. 7