



US00D781684S

(12) **United States Design Patent**
Sweeney

(10) **Patent No.:** **US D781,684 S**

(45) **Date of Patent:** **** Mar. 21, 2017**

(54) **BRACELET TYPE PURSE HANGER**

(71) Applicant: **Topcor, LLC**, Irvine, CA (US)

(72) Inventor: **Michael T. Sweeney**, Laguna Beach, CA (US)

(73) Assignee: **Topcor, LLC**, Irvine, CA (US)

(**) Term: **15 Years**

(21) Appl. No.: **29/532,595**

(22) Filed: **Jul. 8, 2015**

(51) **LOC (10) Cl.** **08-05**

(52) **U.S. Cl.**
USPC **D8/356**

(58) **Field of Classification Search**
USPC D8/356, 354, 349; 381/384; D11/3
CPC E02D 5/803; B63B 21/045; B63B 59/02;
B60D 1/18; B60P 7/0823; A44B 13/0029;
H04R 1/1033; H04R 1/103; Y10T
24/3918

See application file for complete search history.

(56) **References Cited**

U.S. PATENT DOCUMENTS

237,344 A	2/1881	Vester
240,915 A	5/1881	Mason
244,687 A	7/1881	Thiery
252,444 A	1/1882	Engel
271,121 A	1/1883	Riley et al.
322,061 A	7/1885	Liebel
D32,654 S	5/1900	Kroder
809,619 A	1/1906	Lettre
827,164 A	7/1906	Macomber
2,473,086 A	6/1949	Montero
3,630,475 A	12/1971	Barry
3,805,548 A	4/1974	Matwijcow
4,118,001 A	10/1978	Serkez

4,210,302 A	7/1980	Serkez	
4,760,621 A	8/1988	Stromquist	
4,940,261 A	7/1990	Vine	
5,412,956 A	5/1995	Levy	
5,474,268 A	12/1995	Yu	
5,488,848 A	2/1996	Huang	
5,746,067 A	5/1998	Leach et al.	
D430,204 S	8/2000	Berracasa	
6,152,416 A	11/2000	Jacob	
6,675,612 B2	1/2004	Nanasi	
D515,450 S *	2/2006	Schiesl-Griesinger D11/4
D523,328 S	6/2006	Ramos	
7,107,789 B1	9/2006	Bruner	
7,347,065 B1	3/2008	DeGolyer	
D588,444 S	3/2009	Shamlan	
7,644,900 B2	1/2010	Yap et al.	

(Continued)

Primary Examiner — Cynthia Underwood

(74) *Attorney, Agent, or Firm* — Stetina Brunda Garred & Brucker

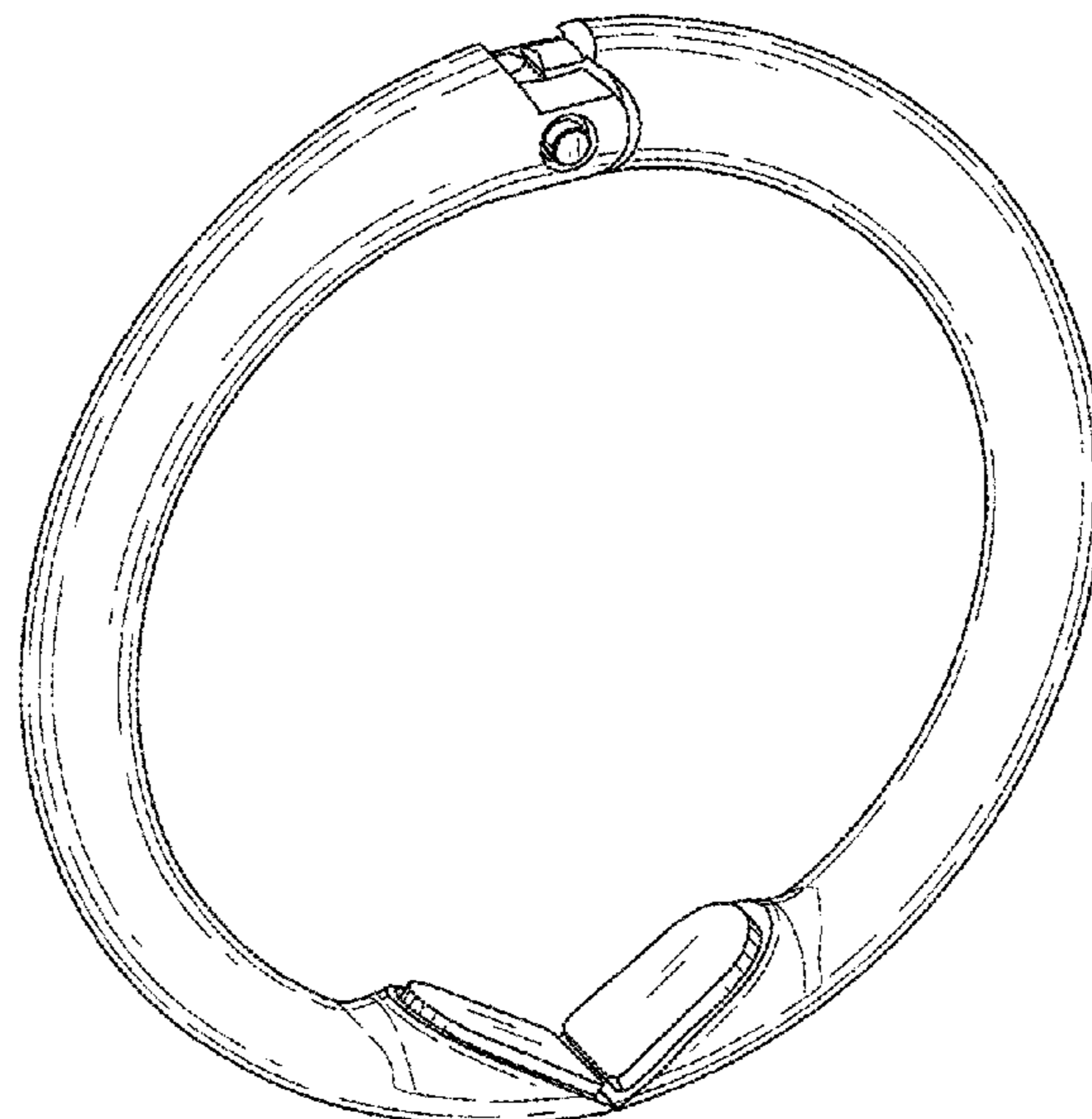
(57) **CLAIM**

The ornamental design for a bracelet type purse hanger, as shown and described.

DESCRIPTION

FIG. 1 is a perspective view of the bracelet type purse hanger of the present invention showing my new design; FIG. 2 is a front elevational view thereof; FIG. 3 is a left side view thereof; FIG. 4 is a top plan view thereof; FIG. 5 is a right end view thereof; FIG. 6 is a rear elevational view thereof; FIG. 7 is a bottom plan view thereof; and, FIG. 8 is front elevational view thereof depicting the bracelet type purse hanger in its open configuration, with the dotted lines depicting solely environmental structure and forming no part of the claimed design.

1 Claim, 3 Drawing Sheets



(56)

References Cited

U.S. PATENT DOCUMENTS

7,661,644	B1	2/2010	Yen	
D613,585	S	4/2010	Haddock	
D642,045	S *	7/2011	Sweeney	D8/356
D699,147	S *	2/2014	Fissell	D11/95
D716,458	S *	10/2014	Snyder	D24/186
D726,572	S *	4/2015	Walters	D11/3
D731,600	S *	6/2015	Bouckaert	D21/662
D758,908	S *	6/2016	Waud	D11/3
2003/0106190	A1	6/2003	Christianson	
2008/0042032	A1	2/2008	Yap et al.	
2008/0054139	A1	3/2008	Fabbri	
2008/0083862	A1	4/2008	Salatka	

* cited by examiner

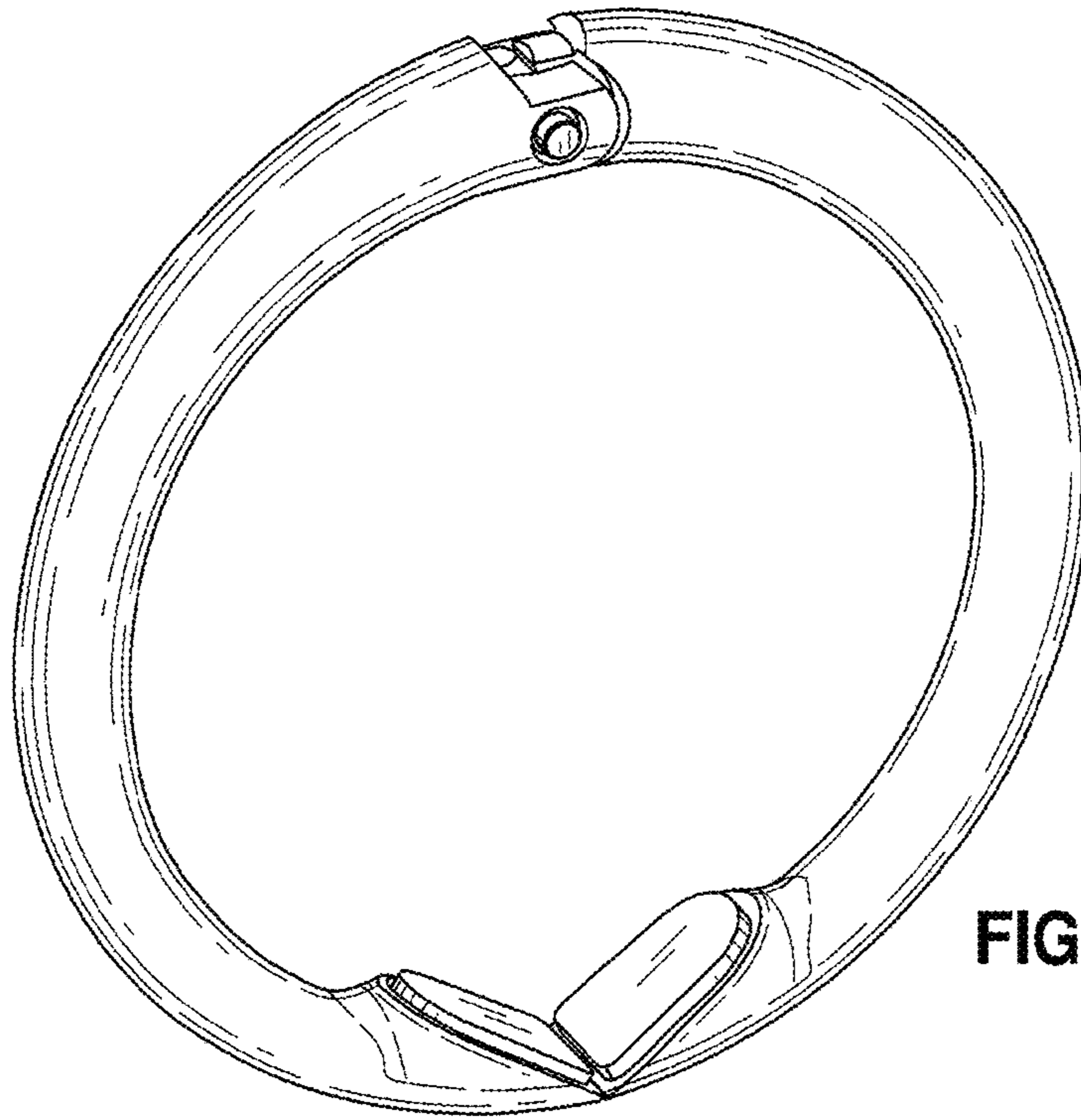


FIG. 1

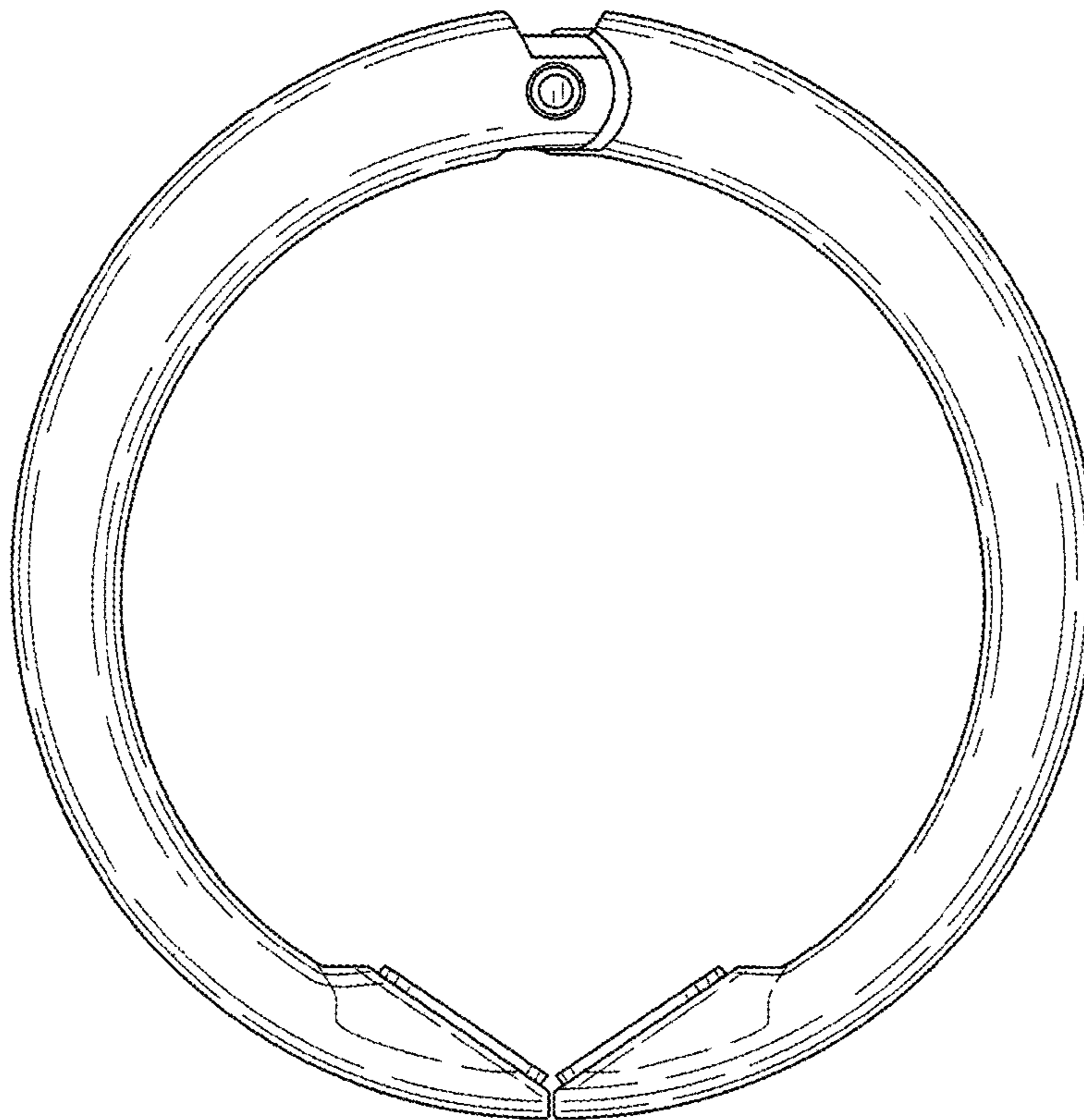


FIG. 2

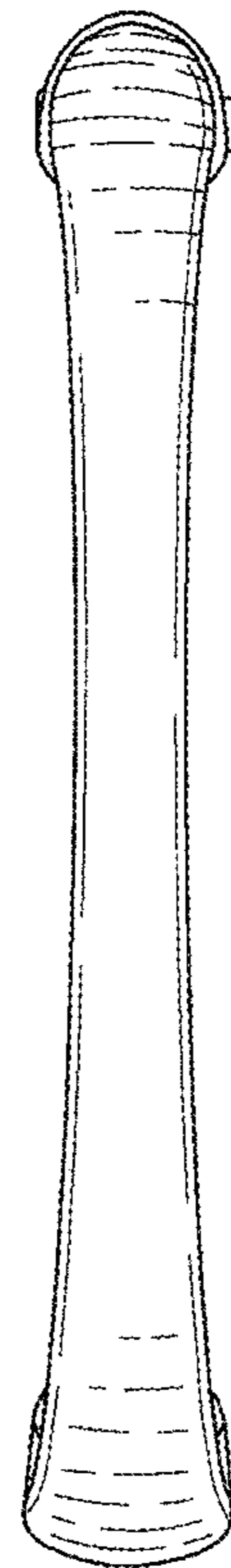


FIG. 3

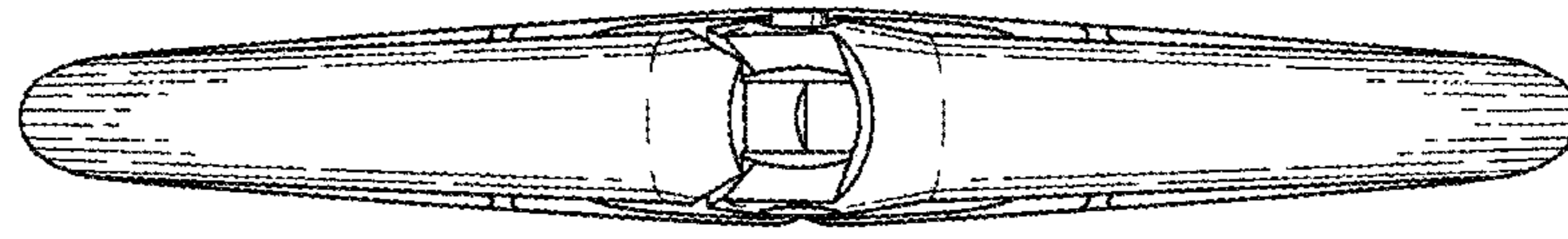


FIG. 4

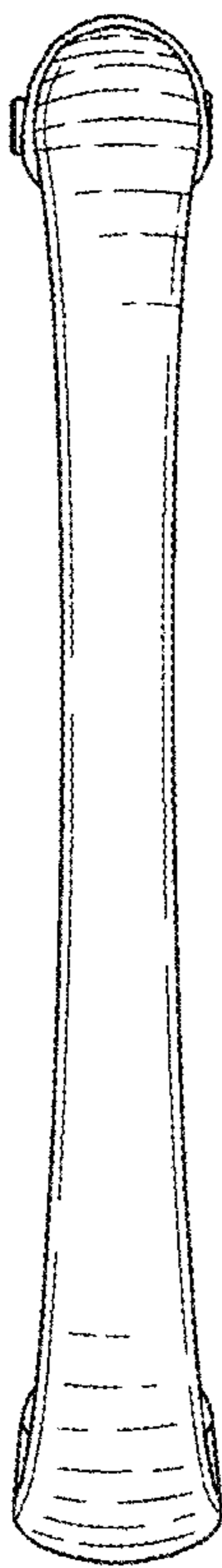


FIG. 5

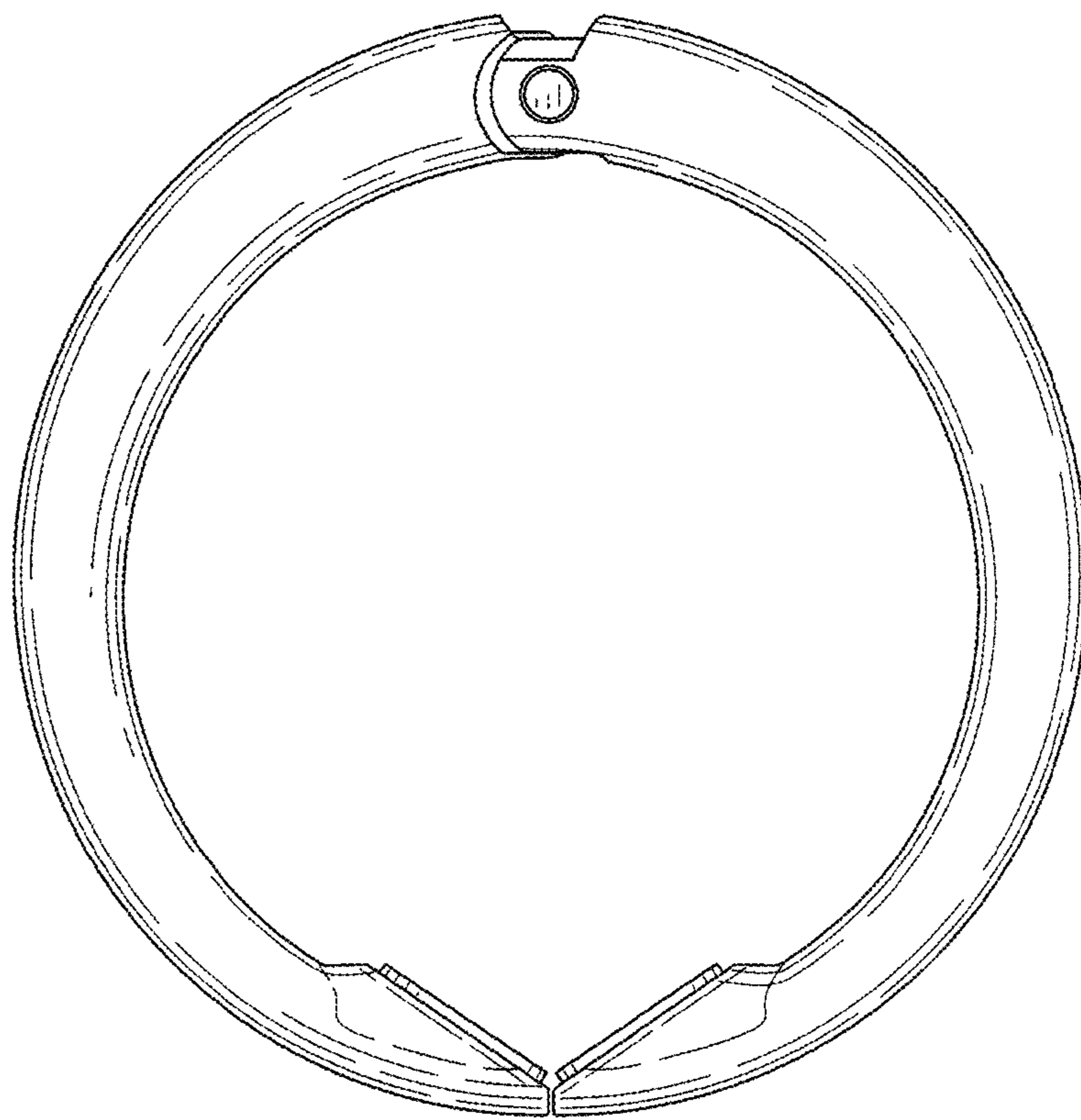


FIG. 6




FIG. 7

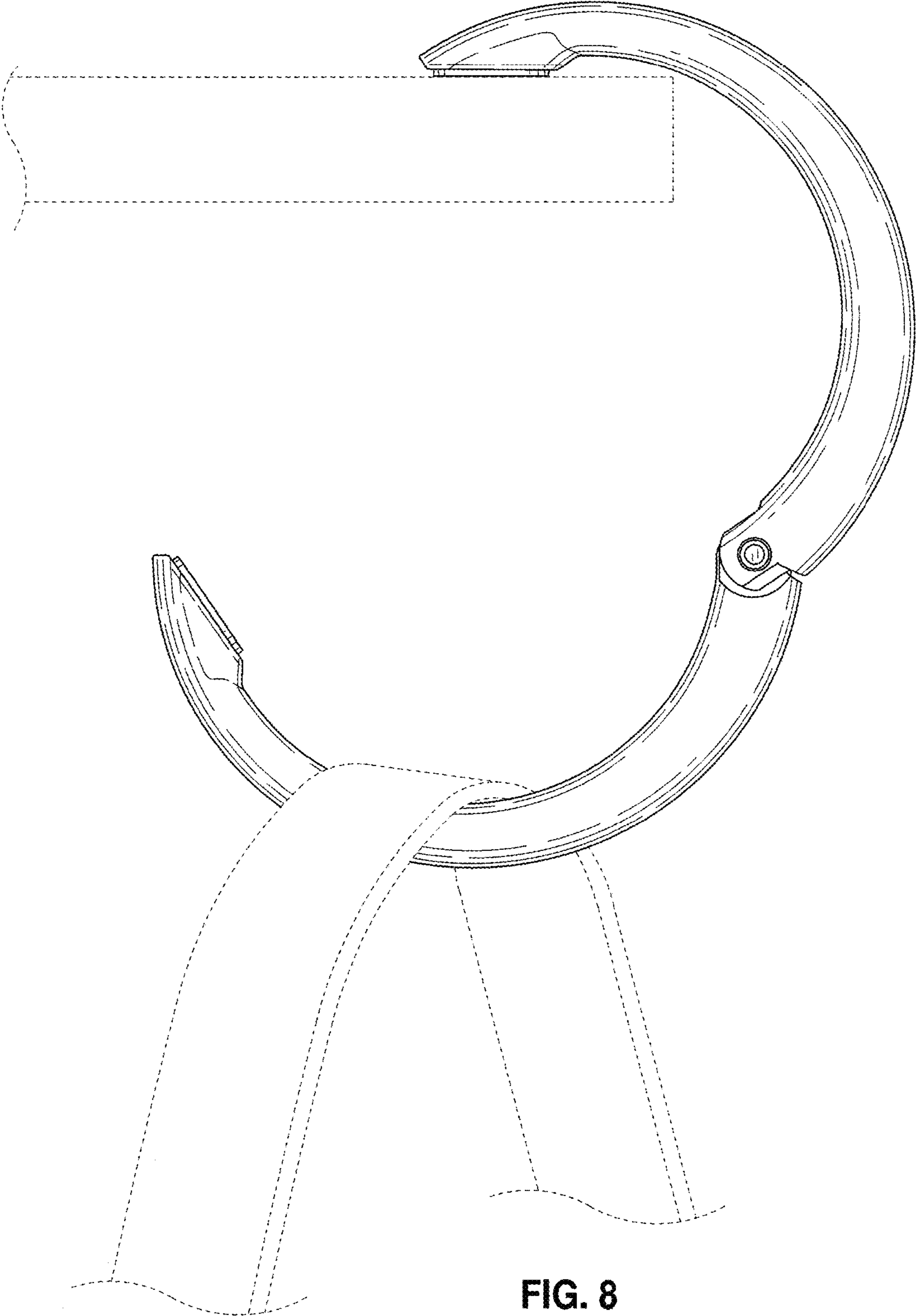


FIG. 8