



US00D781678S

(12) **United States Design Patent**  
**Chen**

(10) **Patent No.:** **US D781,678 S**

(45) **Date of Patent:** **\*\* Mar. 21, 2017**

(54) **HAND TOOL**

(71) Applicant: **LUCKY-BRAND INDUSTRIAL CO., LTD**, Taichung (TW)

(72) Inventor: **Ying-Chieh Chen**, Taichung (TW)

(73) Assignee: **LUCKY-BRAND INDUSTRIAL CO., LTD.**, Taichung (TW)

(\*\*) Term: **14 Years**

(21) Appl. No.: **29/460,272**

(22) Filed: **Jul. 9, 2013**

(51) **LOC (10) Cl.** ..... **08-02**

(52) **U.S. Cl.**  
USPC ..... **D8/75**

(58) **Field of Classification Search**  
USPC ..... D8/11, 76-81, 107; 7/145, 158; 30/123,  
30/308.1-308.3; 144/195.5; 76/103;  
D22/117, 118

See application file for complete search history.

(56) **References Cited**

**U.S. PATENT DOCUMENTS**

D266,902 S *	11/1982	Tarran	.....	D8/76
D266,903 S *	11/1982	Tarran	.....	D8/76
5,315,724 A *	5/1994	Trujillo et al.	.....	7/145
D420,268 S *	2/2000	Coonrad	.....	D8/79
D442,048 S *	5/2001	Coonrad	.....	D8/75
D468,181 S *	1/2003	Hung	.....	D8/78
D470,380 S *	2/2003	Huang	.....	D8/75
D478,264 S *	8/2003	Chen	.....	D8/78

D519,348 S *	4/2006	Chen	.....	D8/75
D519,813 S *	5/2006	Hung	.....	D8/76
D528,890 S *	9/2006	Chen	.....	D8/78
D583,641 S *	12/2008	Fortier et al.	.....	D8/76
D594,727 S *	6/2009	Fortier et al.	.....	D8/76
D600,523 S *	9/2009	Adams et al.	.....	D8/75
D626,396 S *	11/2010	Gehman et al.	.....	D8/81
D637,058 S *	5/2011	Gehman et al.	.....	D8/78
D653,925 S *	2/2012	Hung	.....	D8/78
D685,246 S *	7/2013	Tatic	.....	D8/76
D685,247 S *	7/2013	Tatic	.....	D8/76

\* cited by examiner

*Primary Examiner* — Philip S Hyder

*Assistant Examiner* — Roselynn Cody

(74) *Attorney, Agent, or Firm* — Muncy, Geissler, Olds & Lowe, P.C.

(57) **CLAIM**

The ornamental design for a hand tool, as shown and described.

**DESCRIPTION**

FIG. 1 shows a perspective view of the present design on a concave surface.

FIG. 2 is a front view thereof.

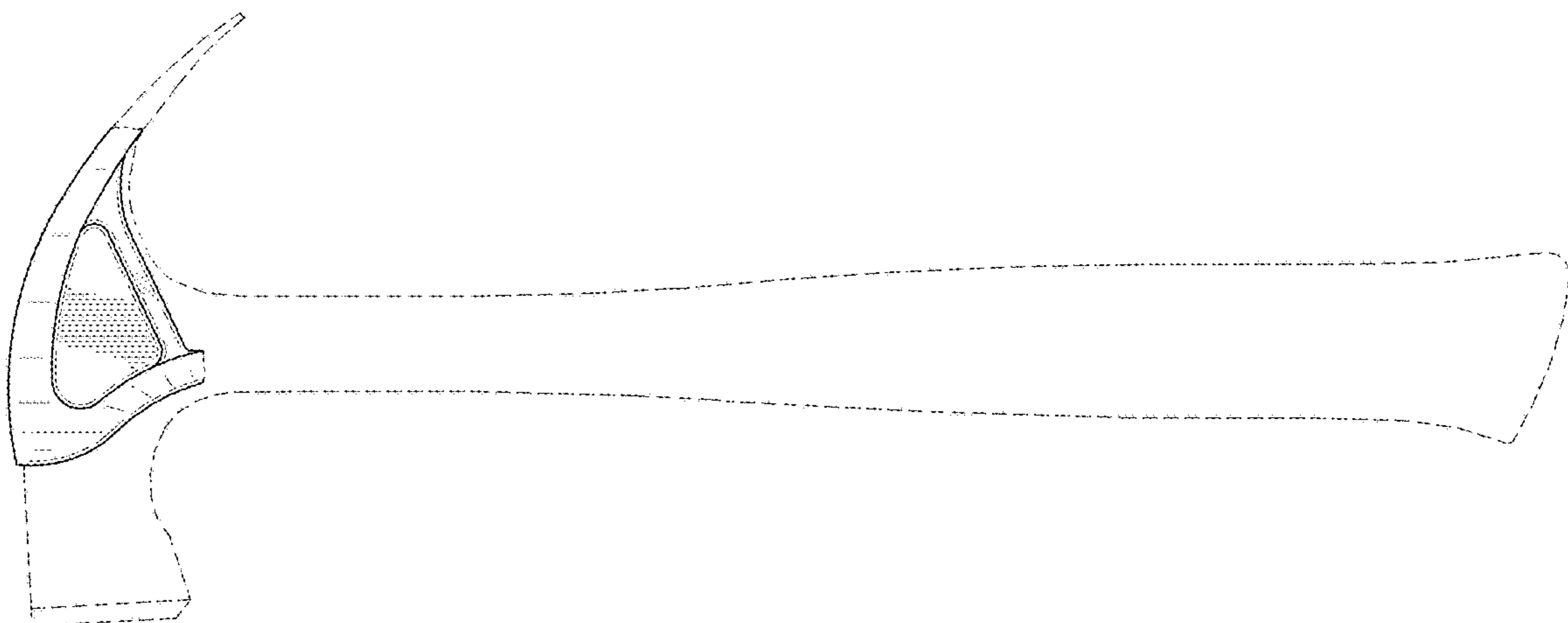
FIG. 3 is a top view thereof.

FIG. 4 is a left view thereof; and,

FIG. 5 is an enlarged bottom view thereof.

The broken lines illustrate portions of the hand tool that form no part of the claim.

**1 Claim, 5 Drawing Sheets**



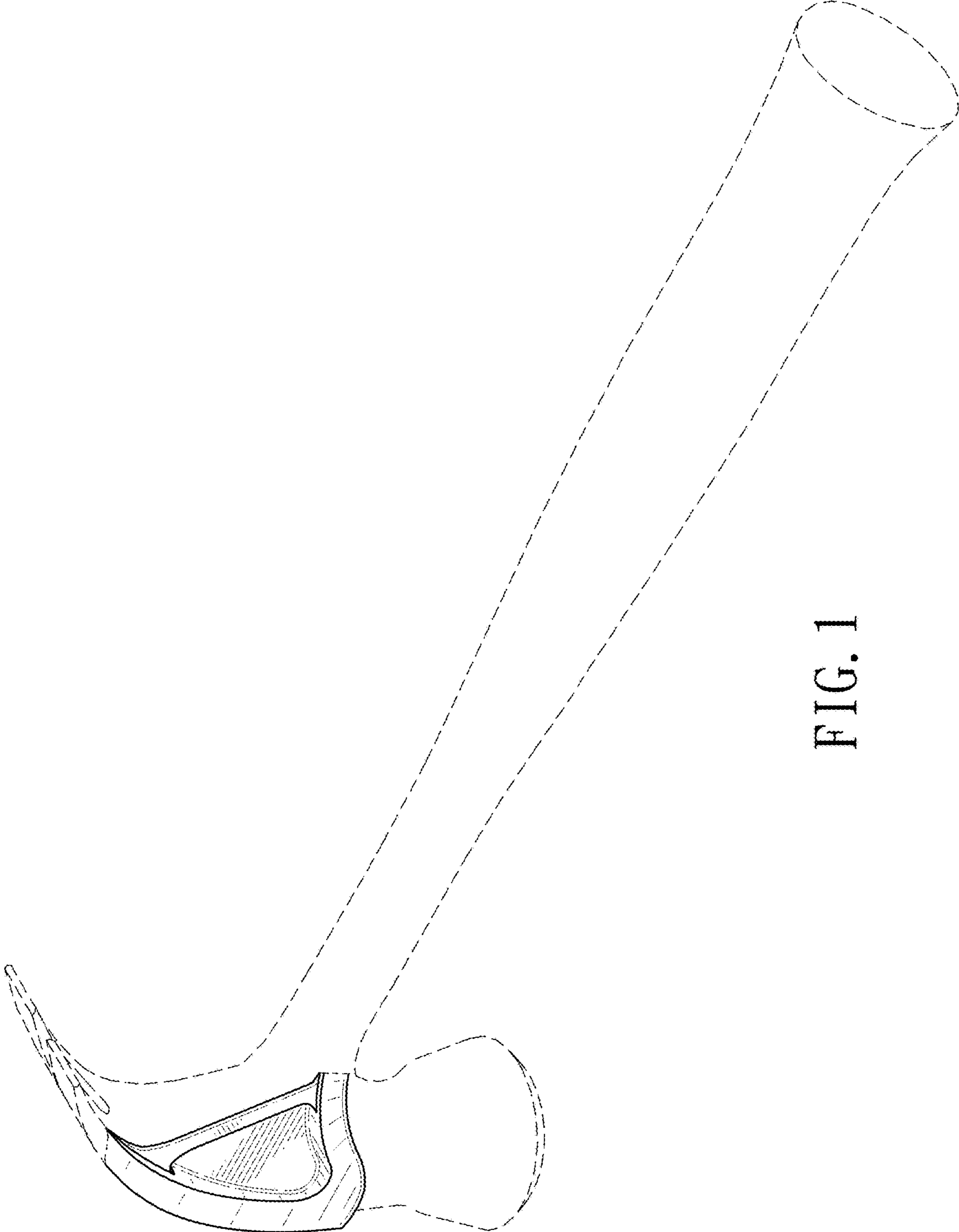


FIG. 1

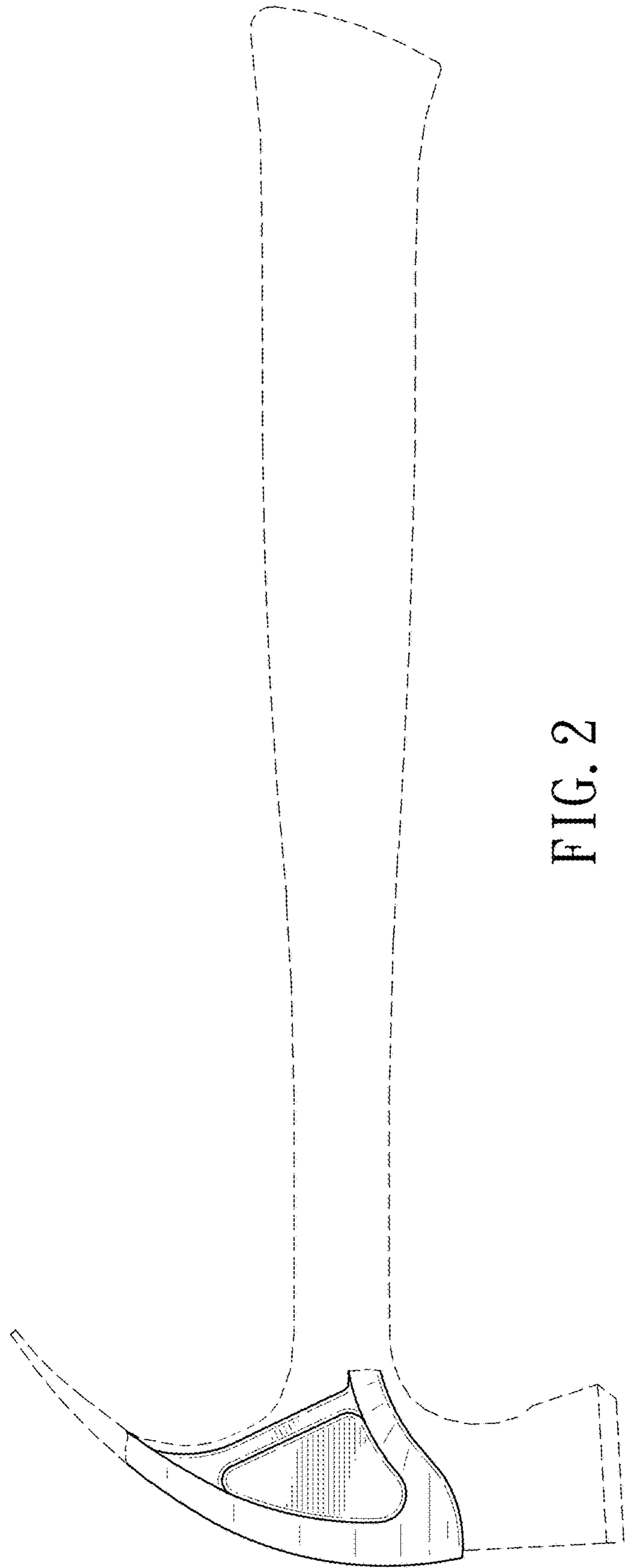


FIG. 2




FIG. 3

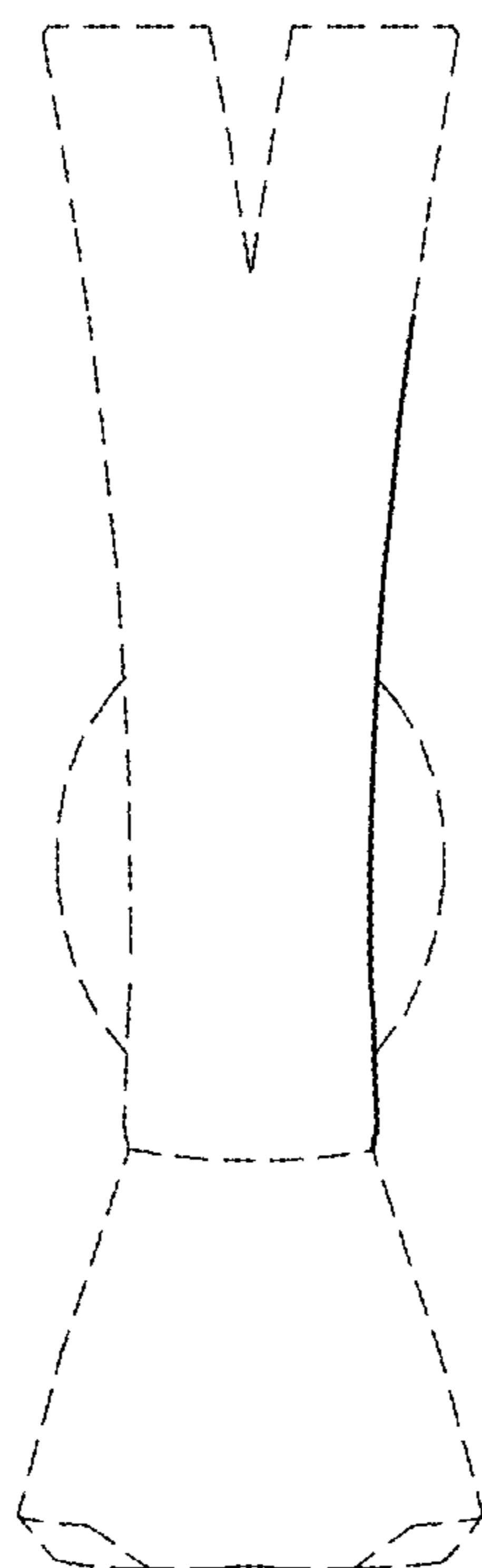


FIG. 4

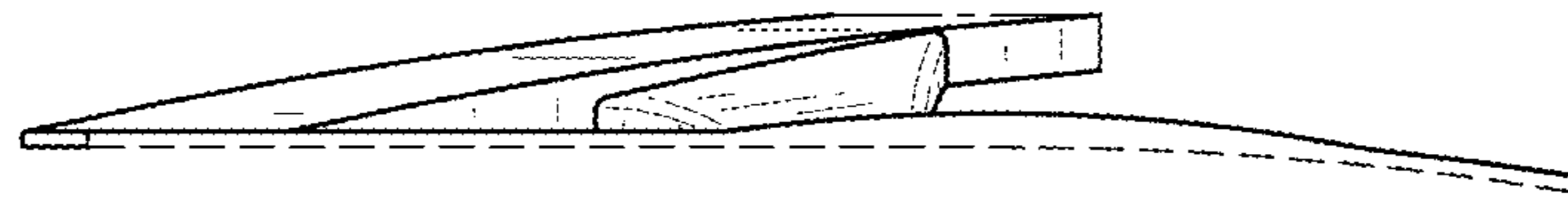


FIG. 5