



US00D781675S

(12) **United States Design Patent** (10) **Patent No.:** **US D781,675 S**
Wu (45) **Date of Patent:** **** Mar. 21, 2017**

(54) **WRENCH**
(71) Applicant: **PROXENE TOOLS CO., LTD.**,
Taichung (TW)
(72) Inventor: **Arthur Wu**, Taichung (TW)
(73) Assignee: **PROXENE TOOLS CO., LTD.**,
Taichung (TW)

D686,467 S * 7/2013 Barnett D7/401.2
D698,620 S * 2/2014 Huang D8/22
D707,509 S * 6/2014 Huang D8/22
D724,399 S * 3/2015 Chern D8/22

* cited by examiner

Primary Examiner — Randall Gholson
(74) *Attorney, Agent, or Firm* — Muncy, Geissler, Olds &
Lowe, P.C.

(**) Term: **15 Years**

(57) **CLAIM**

(21) Appl. No.: **29/550,413**

I claim the ornamental design for a wrench, as shown and described.

(22) Filed: **Jan. 4, 2016**

DESCRIPTION

(51) **LOC (10) Cl.** **08-05**

(52) **U.S. Cl.**
USPC **D8/22**

(58) **Field of Classification Search**
USPC D8/21, 22; 81/119, 179, 186, 165, 490,
81/170, 166, 167, 145, 146, 147, 129,
81/155, 133; 16/110.1
CPC B25B 13/00; B25B 13/10
See application file for complete search history.

FIG. 1 is a front, right, top perspective view of a wrench showing my new design;
FIG. 2 is a front elevational view thereof;
FIG. 3 is a rear elevational view thereof;
FIG. 4 is a left side view thereof;
FIG. 5 is a right side view thereof;
FIG. 6 is a bottom plan view thereof; and,
FIG. 7 is a front, left, top perspective view.

The broken lines in the drawings illustrate portions of the wrench which form no part of the claimed design.

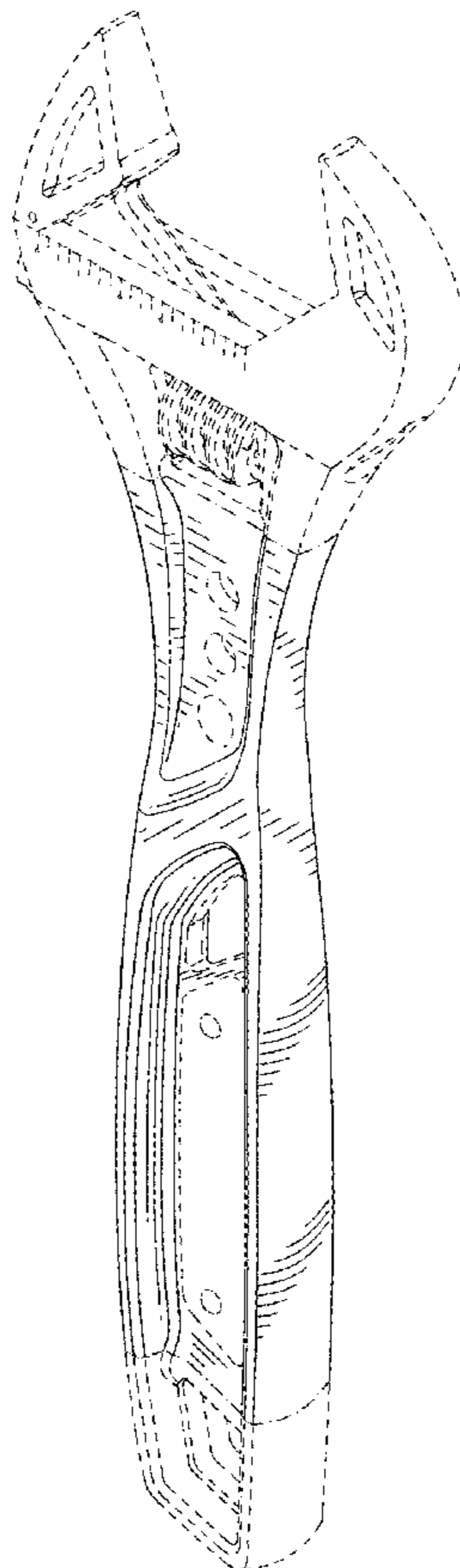
The dot-dashed line in the figures defines the boundary of claimed and unclaimed objects, and the dot-dashed line forms no part of the claimed design.

(56) **References Cited**

U.S. PATENT DOCUMENTS

D321,310 S * 11/1991 Toyoshima D8/22
D602,319 S * 10/2009 Wu D8/22

1 Claim, 6 Drawing Sheets



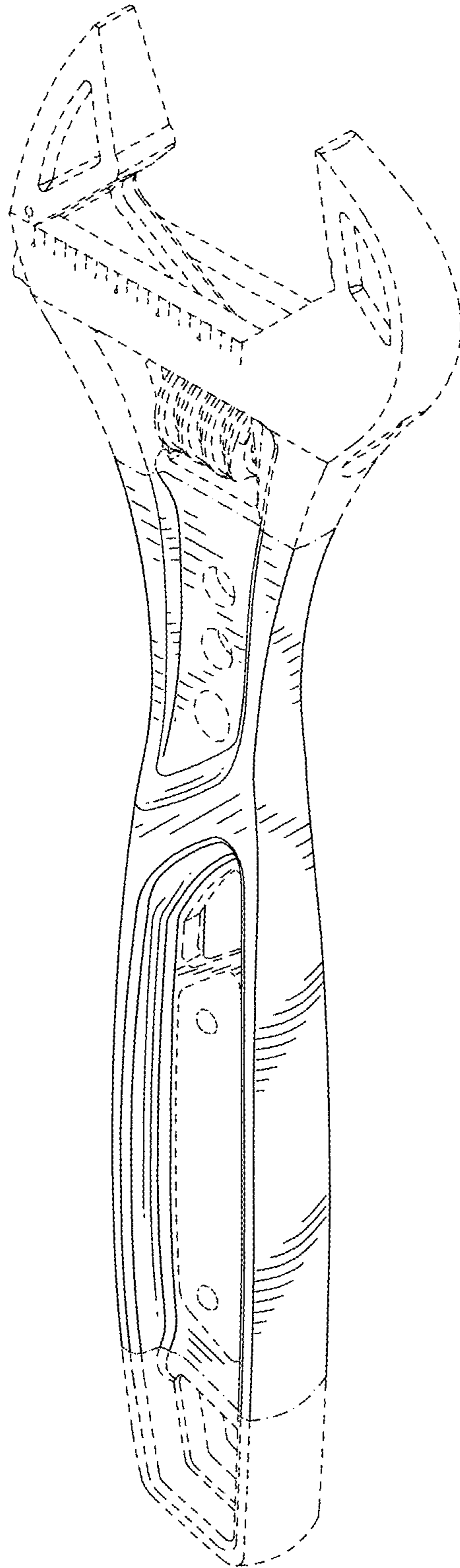


FIG. 1

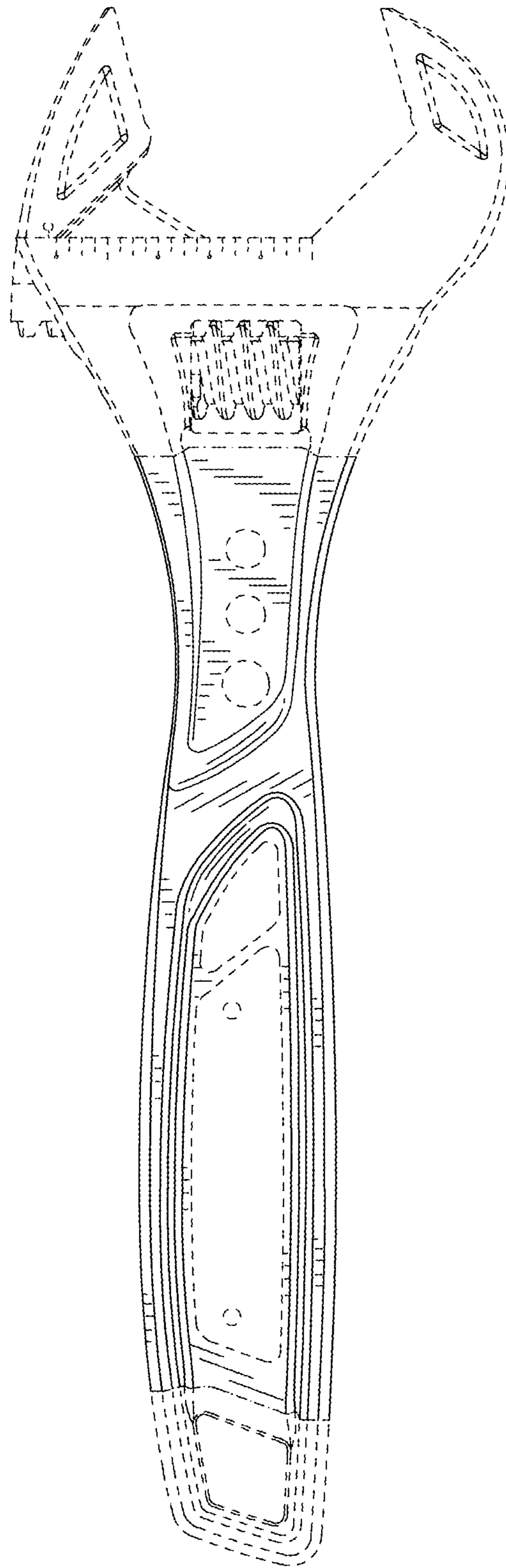


FIG. 2

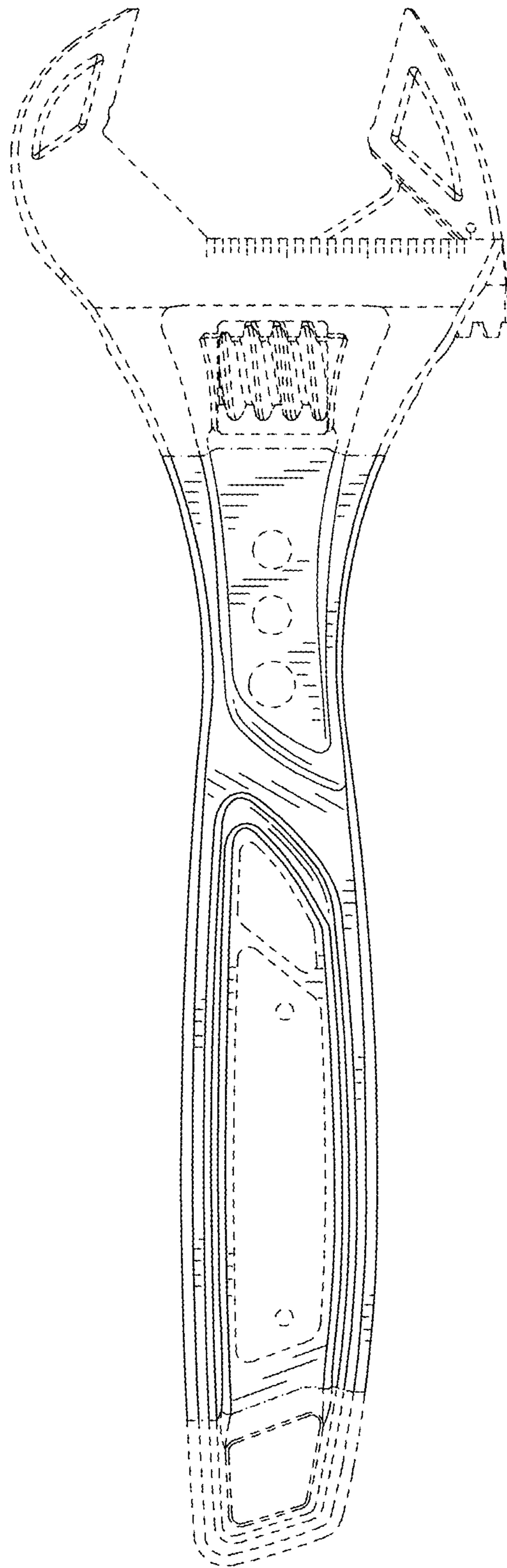


FIG. 3




FIG. 4




FIG. 5




FIG. 6

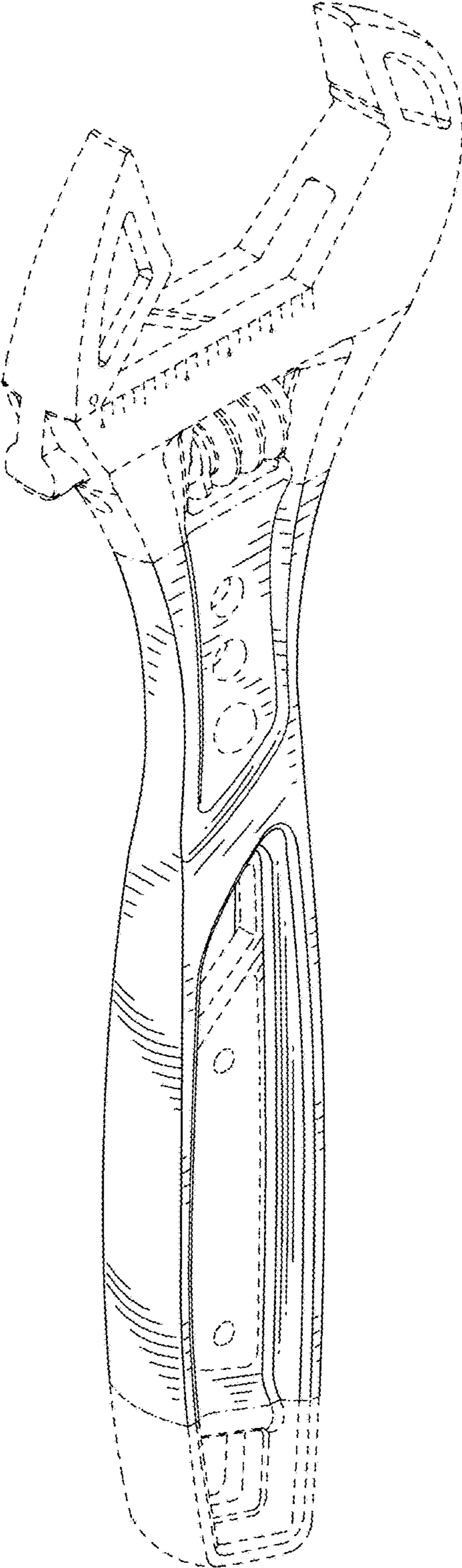


FIG. 7