



US00D781673S

(12) **United States Design Patent** (10) **Patent No.:** **US D781,673 S**
Sokka et al. (45) **Date of Patent:** **** Mar. 21, 2017**

(54) **TREE PRUNER**
(71) Applicant: **Fiskars Garden Oy Ab**, Billnäs (FI)
(72) Inventors: **Mika Sokka**, Billnäs (FI); **Mikko Heine**, Billnäs (FI); **Kari Kunnas**, Billnäs (FI)
(73) Assignee: **FISKARS FINLAND OY AB**, Helsinki (FI)
(**) Term: **15 Years**
(21) Appl. No.: **29/545,394**
(22) Filed: **Nov. 12, 2015**
(51) **LOC (10) Cl.** **08-01**
(52) **U.S. Cl.**
USPC **D8/5**
(58) **Field of Classification Search**
USPC D8/1, 4, 5, 7, 51, 52, 53, 54, 56, 58;
D21/532
CPC B26B 13/00; B26B 13/08; B26B 13/14;
B26B 13/26; B26B 13/16; B26B 13/20;
B26B 13/28; A01G 3/02; A01G 3/021
See application file for complete search history.

(56) **References Cited**

U.S. PATENT DOCUMENTS

D275,645 S * 9/1984 Ishida D8/5
D305,858 S * 2/1990 Ishida D8/5
D337,033 S * 7/1993 DeVille D8/5
D341,526 S * 11/1993 Clivio D8/5
D431,979 S * 10/2000 Deville D8/5
D433,887 S * 11/2000 Deville D8/5
D438,071 S * 2/2001 Deville D8/5
D439,117 S * 3/2001 Deville D8/5
D458,815 S * 6/2002 Meyerratken D8/5

D501,378 S * 2/2005 Tatic D8/5
D571,624 S * 6/2008 Huang D8/5
D635,417 S * 4/2011 Huang D8/5
D648,192 S * 11/2011 Wu D8/5
D648,605 S * 11/2011 Lee D8/5
D680,829 S * 4/2013 Nelson D8/5
D698,214 S * 1/2014 Sade D8/5
D750,454 S * 3/2016 Lambin D8/5
2002/0046466 A1 * 4/2002 Deville A01G 3/02
30/270
2011/0023309 A1 * 2/2011 Huang A01G 3/02
30/234

(Continued)

Primary Examiner — Sandra Snapp
Assistant Examiner — Ieisha Price
(74) *Attorney, Agent, or Firm* — Leason Ellis LLP

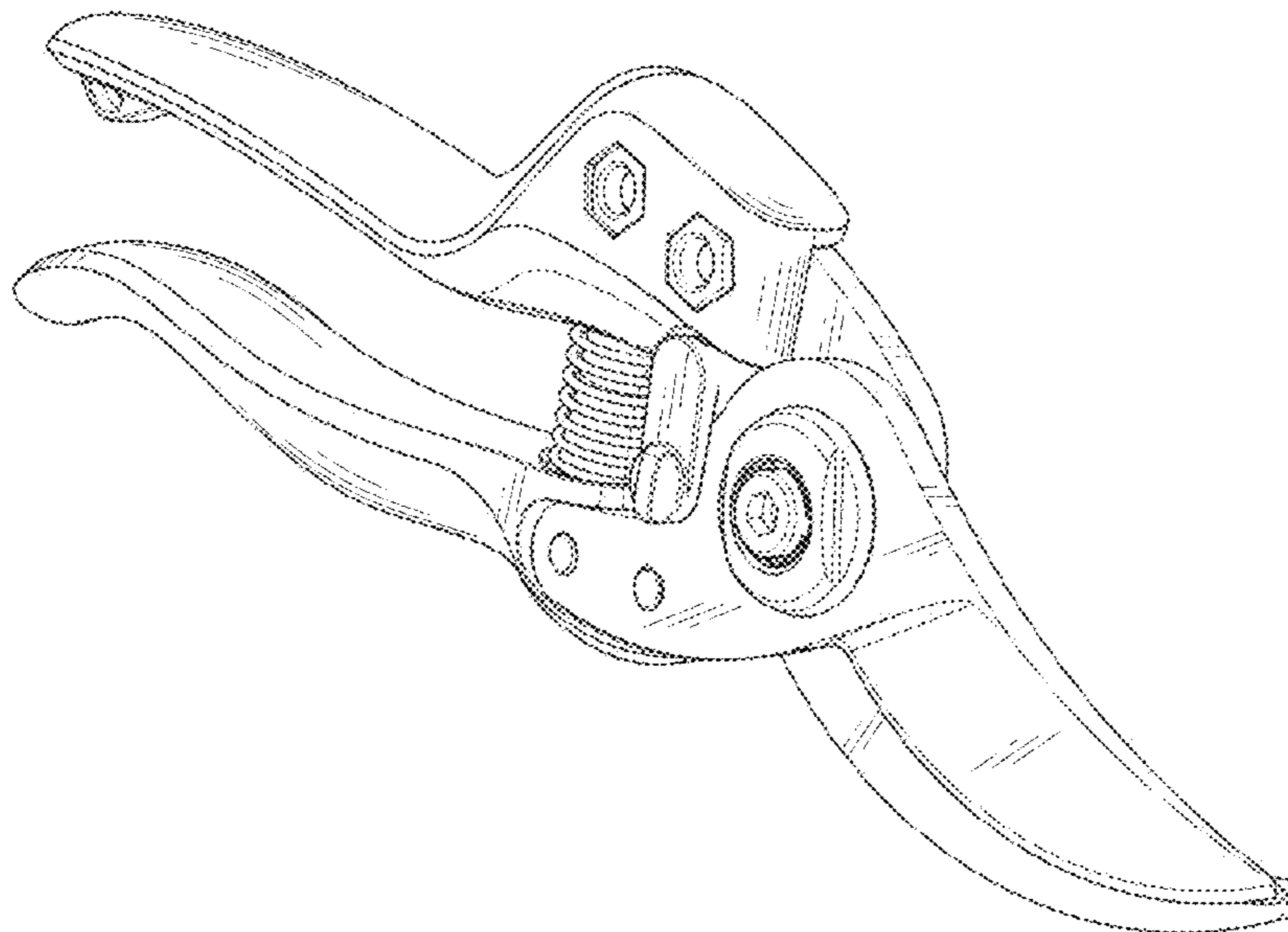
(57) **CLAIM**

The ornamental design for tree pruner, as shown and described.

DESCRIPTION

FIG. 1 is a front left-perspective view of a tree pruner according to our new design;
FIG. 2 is a left side view of FIG. 1;
FIG. 3 is a bottom left-perspective view of FIG. 1;
FIG. 4 is a front right-perspective view of FIG. 1;
FIG. 5 is a right side view of FIG. 1;
FIG. 6 is a top right-perspective view of FIG. 1;
FIG. 7 is a top plan view of FIG. 1; and,
FIG. 8 is a bottom plan view of FIG. 1.
The broken lines in the drawings illustrate portions of the tree pruner and form no part of the claimed design.
Conventional shading and shadows are illustrated for purposes of highlighting the solid-rendering, but forms no part of the claimed design.

1 Claim, 8 Drawing Sheets



(56)

References Cited

U.S. PATENT DOCUMENTS

2012/0198705 A1* 8/2012 Huang A01G 3/02
30/244

* cited by examiner

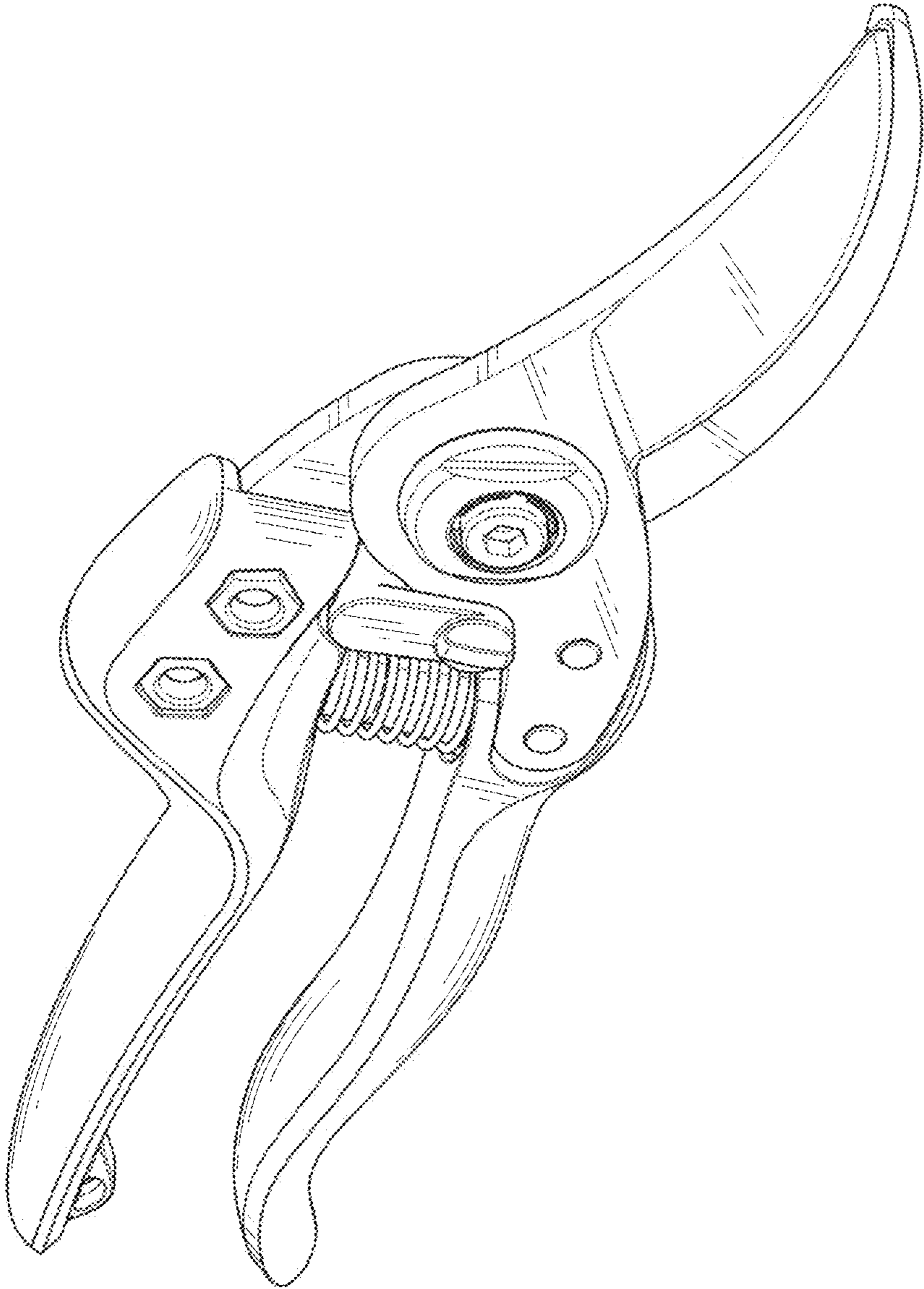


Fig. 1

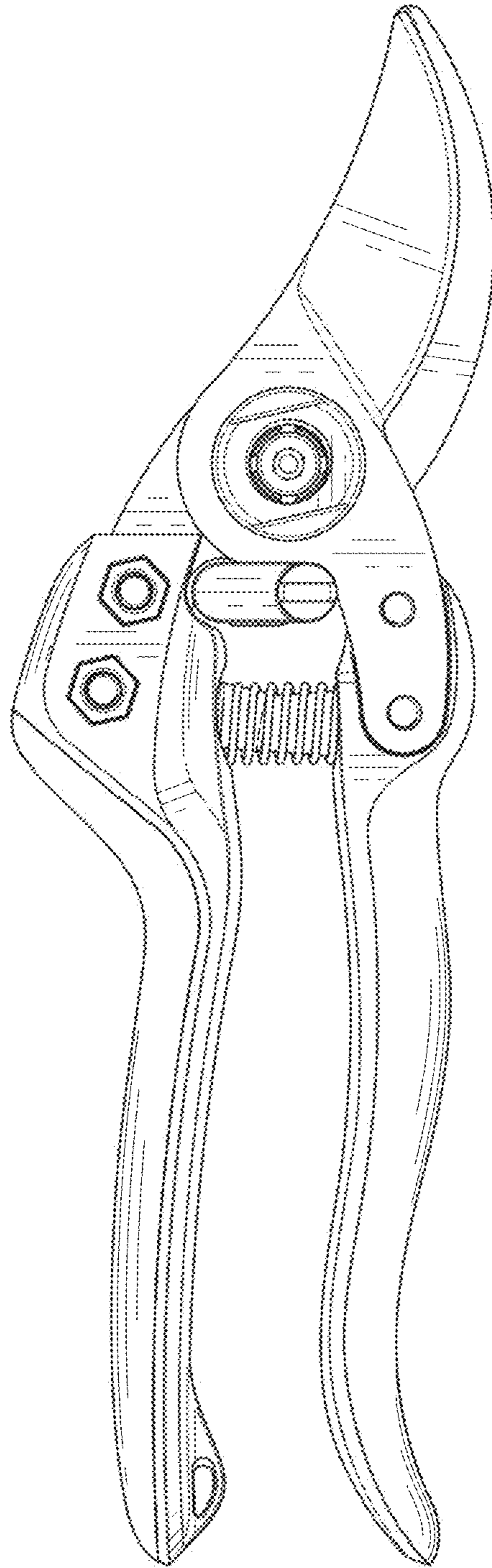


Fig. 2

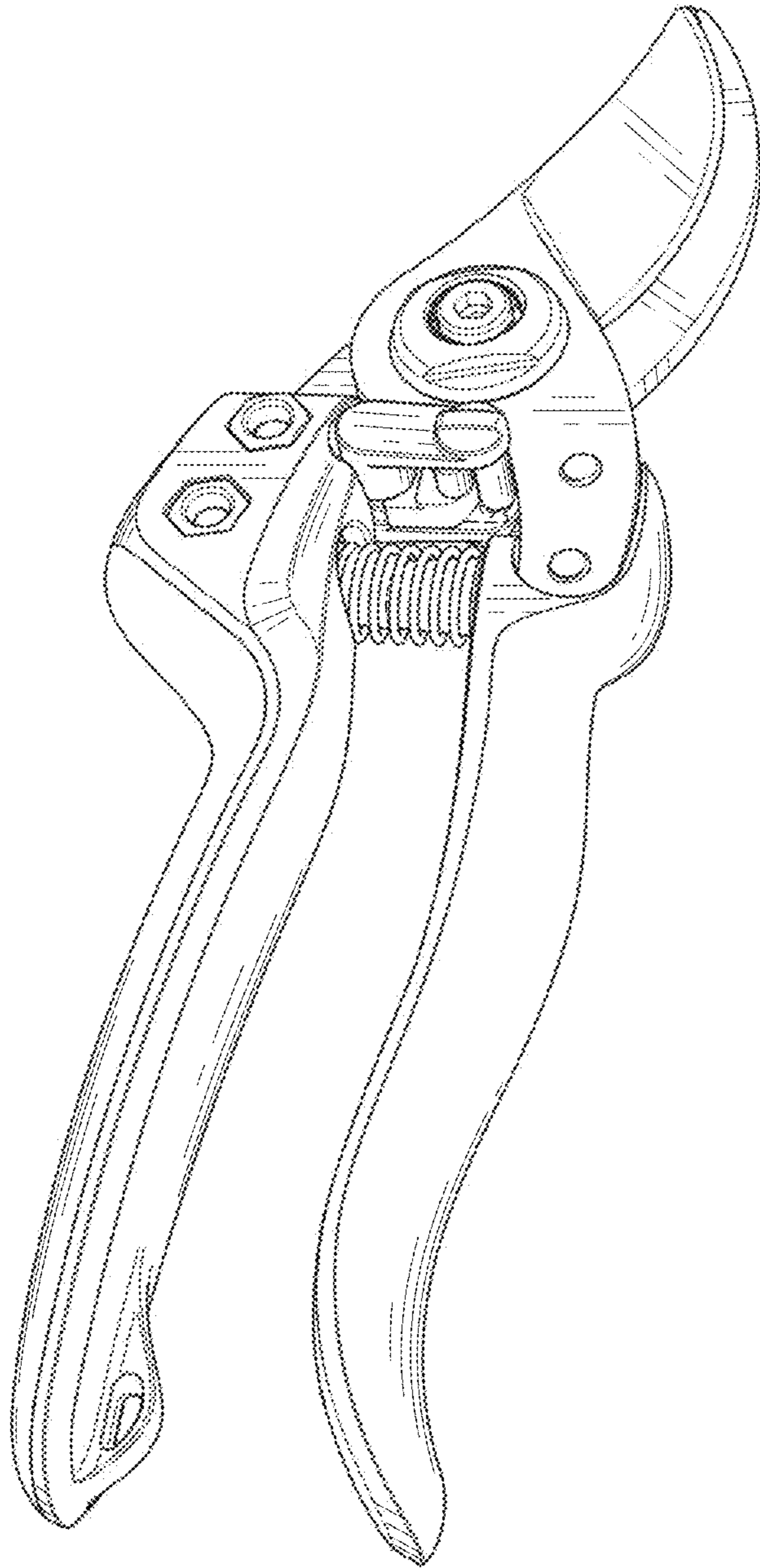


Fig. 3

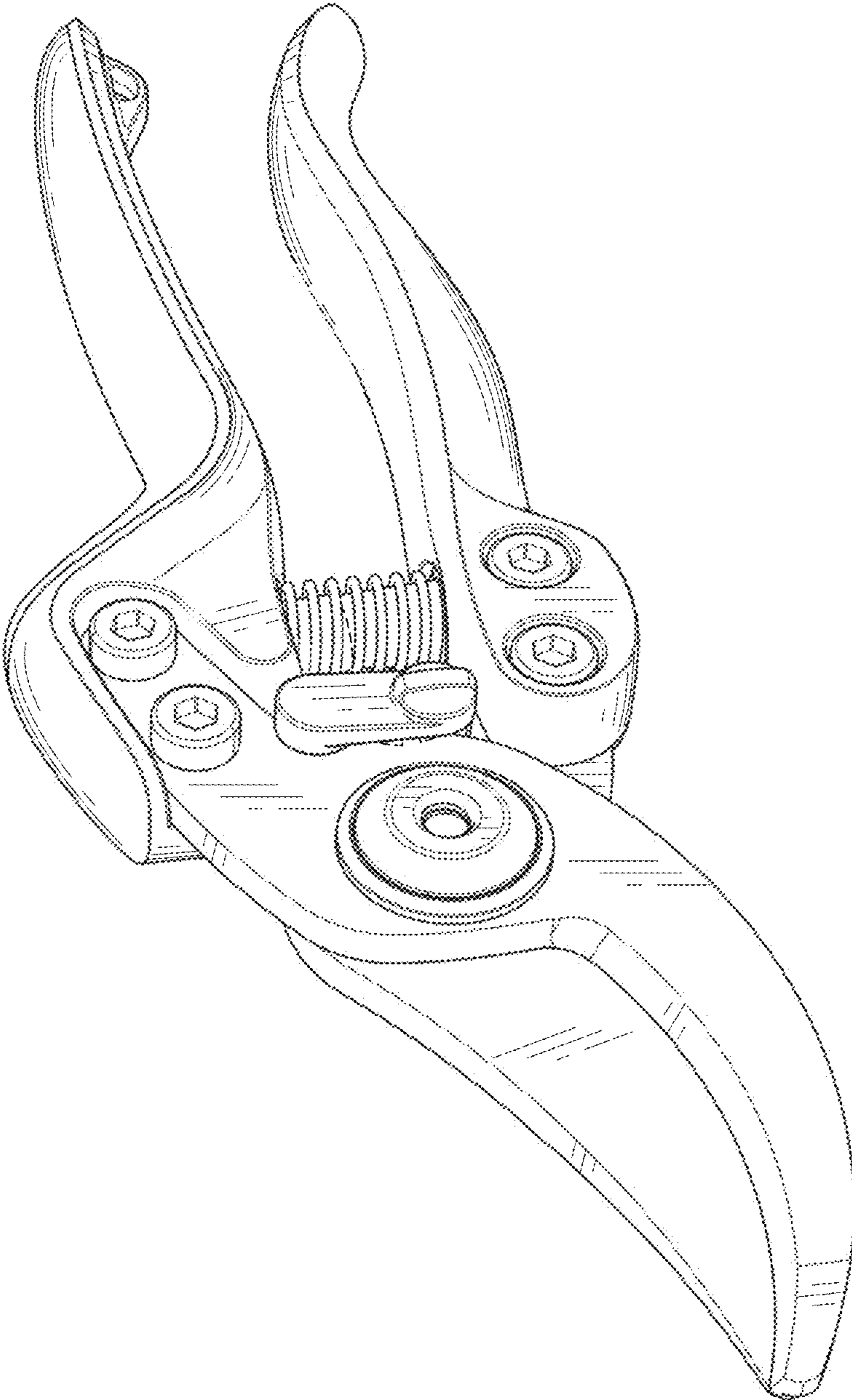


Fig. 4

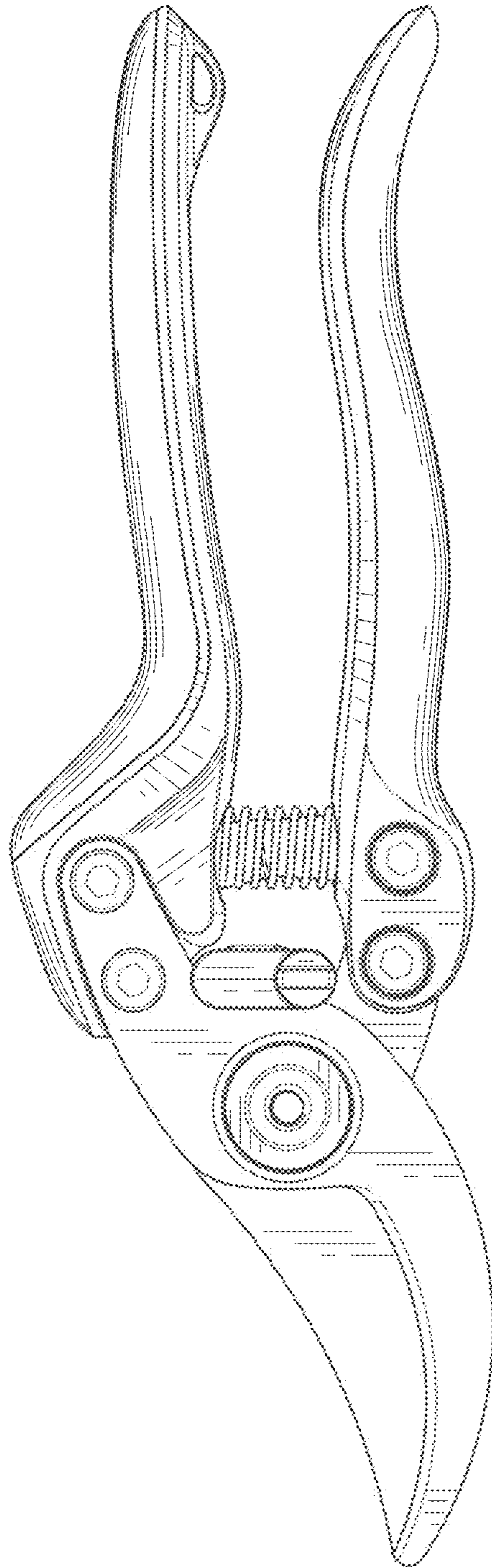


Fig. 5

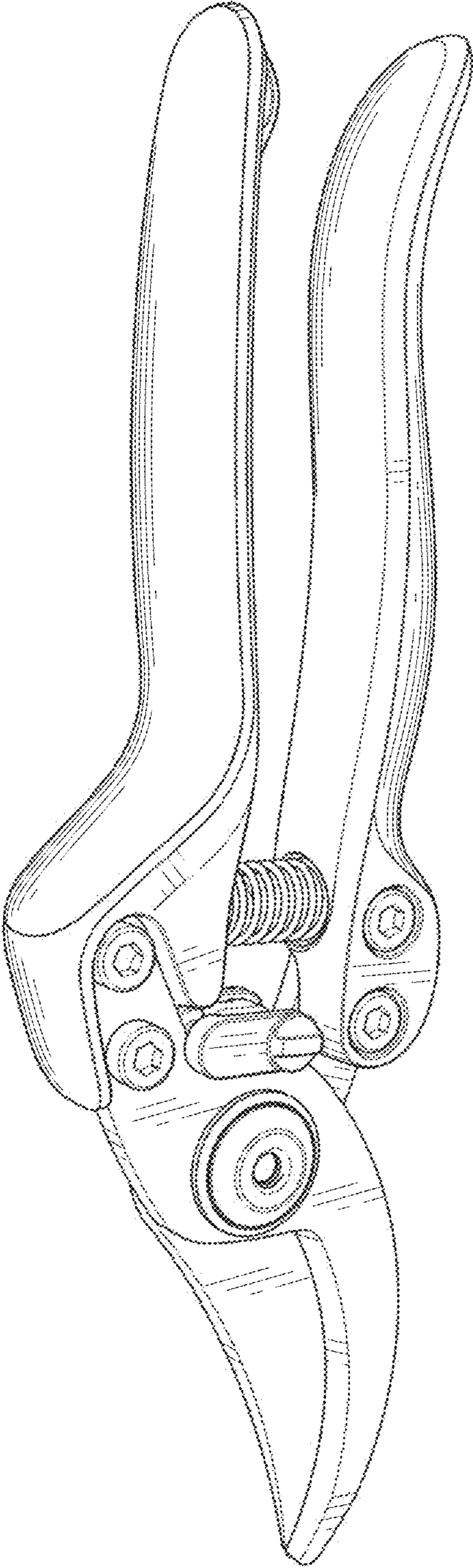


Fig. 6

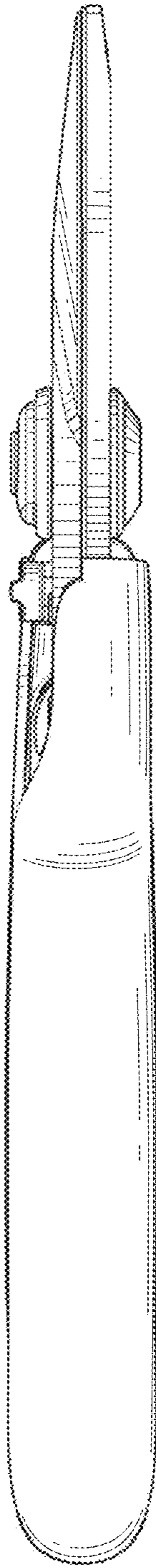


Fig. 7

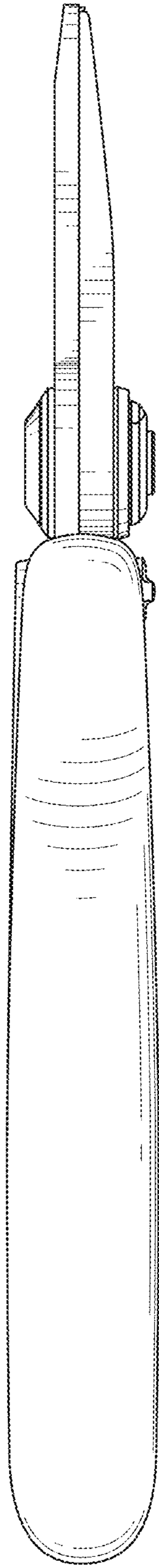


Fig. 8