



US00D781666S

(12) **United States Design Patent**
Mishan

(10) **Patent No.:** **US D781,666 S**

(45) **Date of Patent:** **** Mar. 21, 2017**

- (54) **SMALL KNIFE**
- (71) Applicant: **E. MISHAN & SONS, INC.**, New York, NY (US)
- (72) Inventor: **Edward I. Mishan**, New York, NY (US)
- (73) Assignee: **E. MISHAN & SONS, INC.**, New York, NY (US)
- (**) Term: **15 Years**
- (21) Appl. No.: **29/546,825**
- (22) Filed: **Nov. 25, 2015**
- (51) **LOC (10) Cl.** **07-03**
- (52) **U.S. Cl.**
USPC **D7/650; D7/401.2; D7/649**
- (58) **Field of Classification Search**
USPC D7/349, 393-395, 401.2, 642-652, 693, D7/695-696; D8/93, 97-100, 107, 300, D8/321; D22/117-118
CPC A01B 1/20; A01B 1/22; A22C 25/006; A47G 21/06; A47G 21/065; A47J 17/02; A61B 17/3211; A61B 17/3213; B21D 53/64; B25G 3/36; B26B 1/00; B26B 1/08; B26B 1/10; B26B 3/00; B26B 3/02; B26B 3/03; B26B 3/04; B26B 3/06; B26B 5/00; B26B 5/001; B26B 5/007; B26B 7/00; B26B 7/005; B26B 9/00; B26B 9/02; B26B 11/00; B26B 11/006; B26B 17/00; B26B 17/006; B26B 29/02
See application file for complete search history.

- 486,426 A * 11/1892 Brooks B26B 9/00 30/348
- 495,110 A * 4/1893 Hayes et al. B26B 9/02 30/355
- D125,774 S * 3/1941 Madan D7/650
- 2,279,833 A * 4/1942 Madan B26B 9/00 30/343
- 2,315,898 A * 4/1943 Krilow B26B 9/02 30/345
- 2,803,876 A 8/1957 Nelson
- D248,166 S 6/1978 Kanai
- D248,167 S 6/1978 Kanai
- D269,244 S 6/1983 Becher et al.
- D324,326 S 3/1992 Lu
- 5,241,883 A 9/1993 Coppier
- D468,973 S 1/2003 Sun
- D545,637 S 7/2007 Curtin
- D554,949 S 11/2007 Hood
- D581,732 S 12/2008 Epstein
- D626,794 S * 11/2010 Hollinger D7/649

(Continued)

Primary Examiner — Ricky Pham
(74) *Attorney, Agent, or Firm* — Notaro, Michalos & Zaccaria P.C.

(57) **CLAIM**

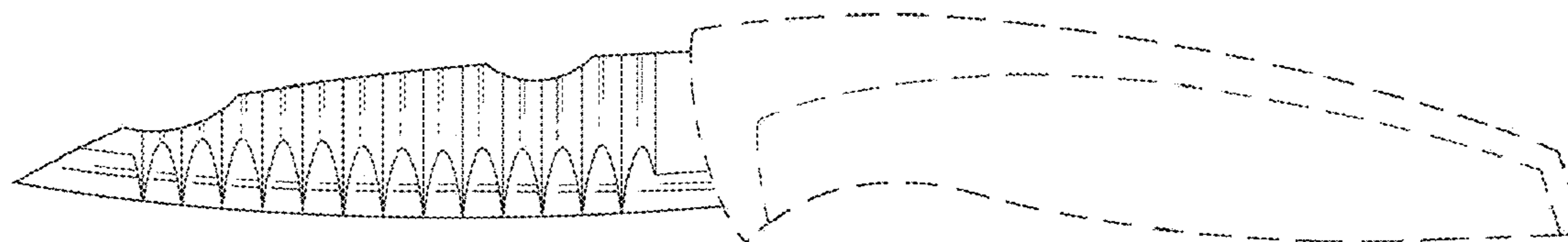
The ornamental design for a small knife, as shown and described.

DESCRIPTION

FIG. 1 is a left side elevational view of a small knife showing my design therefor;
FIG. 2 is a top plan view thereof;
FIG. 3 is a bottom plan view thereof;
FIG. 4 is a front view thereof;
FIG. 5 is a back view thereof; and,
FIG. 6 is a right side elevational view thereof.
The handle shown in broken lines forms no part of the design.

1 Claim, 5 Drawing Sheets

- (56) **References Cited**
U.S. PATENT DOCUMENTS
397,692 A 2/1889 Clark
437,325 A 9/1890 Barclay



(56)

References Cited

U.S. PATENT DOCUMENTS

D626,795 S	11/2010	Hollinger	
D643,261 S *	8/2011	Spiegel	D7/649
D694,072 S	11/2013	Qin	
D710,657 S	8/2014	Chen	
D710,658 S	8/2014	Chen	
D714,102 S	9/2014	Chen	
D714,104 S *	9/2014	Cotter	D7/401.2
D766,672 S *	9/2016	Mishan	D7/649
D766,673 S *	9/2016	Mishan	D7/649
D766,674 S *	9/2016	Mishan	D7/649
D770,834 S *	11/2016	Yang	D7/349
D770,835 S *	11/2016	Yang	D7/349

* cited by examiner

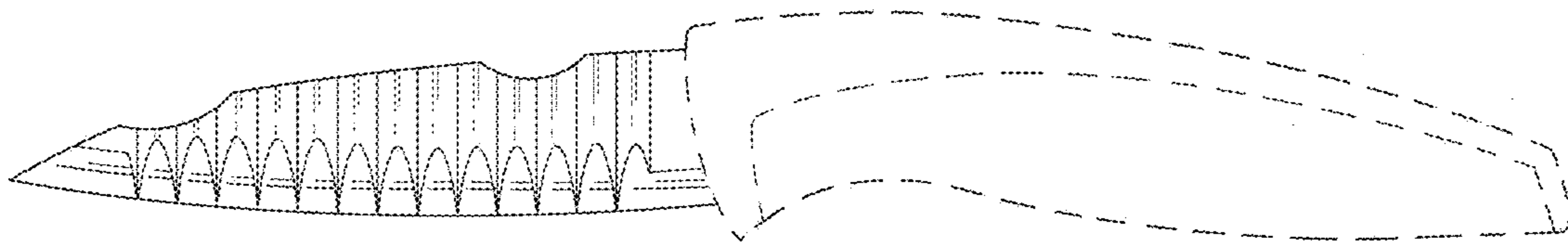


Fig. 1




Fig. 2




Fig. 3

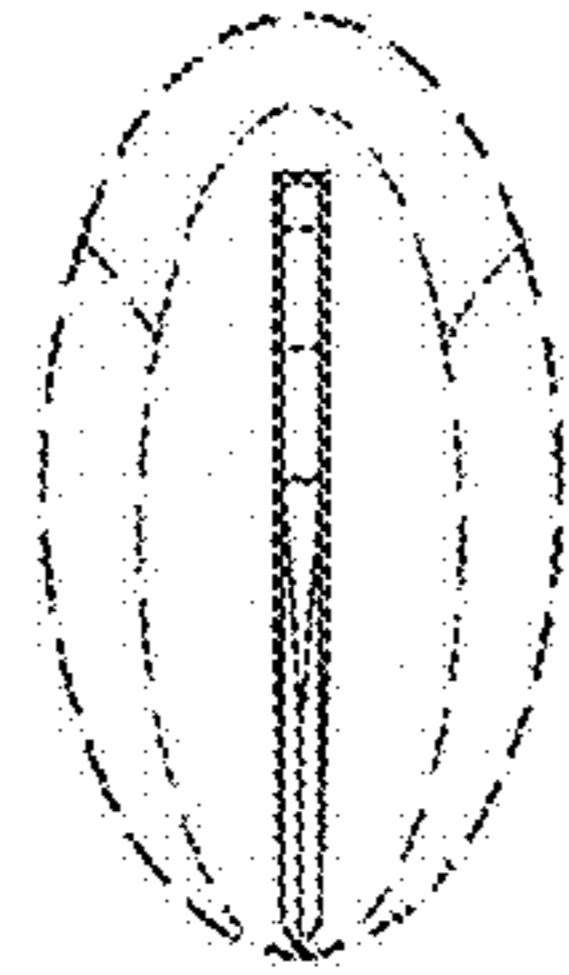


Fig. 4



Fig. 5




Fig. 6