



US00D781644S

(12) **United States Design Patent** (10) **Patent No.:** **US D781,644 S**
Timmermans et al. (45) **Date of Patent:** **** Mar. 21, 2017**

(54) **BEVERAGEWARE BASE**
(71) Applicant: **B.V. Koninklijke Nederlandsche Glasfabriek Leerdam**, Leerdam (NL)
(72) Inventors: **Francisca Anna Maria Timmermans**, Eindhoven (NL); **Ricardo Manuel Azevedo Martins**, Alcobaca (PT)
(73) Assignee: **B. V. Koninklijke Nederlandsche Glasfabriek Leerdam**, Leerdam (NL)
(**) Term: **15 Years**
(21) Appl. No.: **29/539,634**
(22) Filed: **Sep. 16, 2015**
(30) **Foreign Application Priority Data**
Jul. 3, 2015 (EM) 002730929
(51) **LOC (10) Cl.** **07-99**
(52) **U.S. Cl.**
USPC **D7/396.6; D7/514; D7/523; D7/515**
(58) **Field of Classification Search**
USPC D7/507, 509, 523, 529, 530, 531, 532, D7/533, 534, 535, 536, 514, 515, 602, D7/619.1, 387, 392.1, 396.1, 396.2, D7/396.3, 396.4, 396.5, 213, 394, 524, D7/537, 396.6, 558; 220/319, 324, 220/592.16, 592.17, 62.12, 649, 703, 704, 220/918, 919; D20/22, 27, 28, 41, 43; D11/26, 27, 29; D9/651, 517, 534, 527, D9/425; D8/396, 356; D3/202
CPC A47G 19/22; A47G 19/2205; A47G 19/2211; A47G 19/2216; A47G 19/2222; A47G 19/2227; B65D 1/265; B65D 39/04
See application file for complete search history.

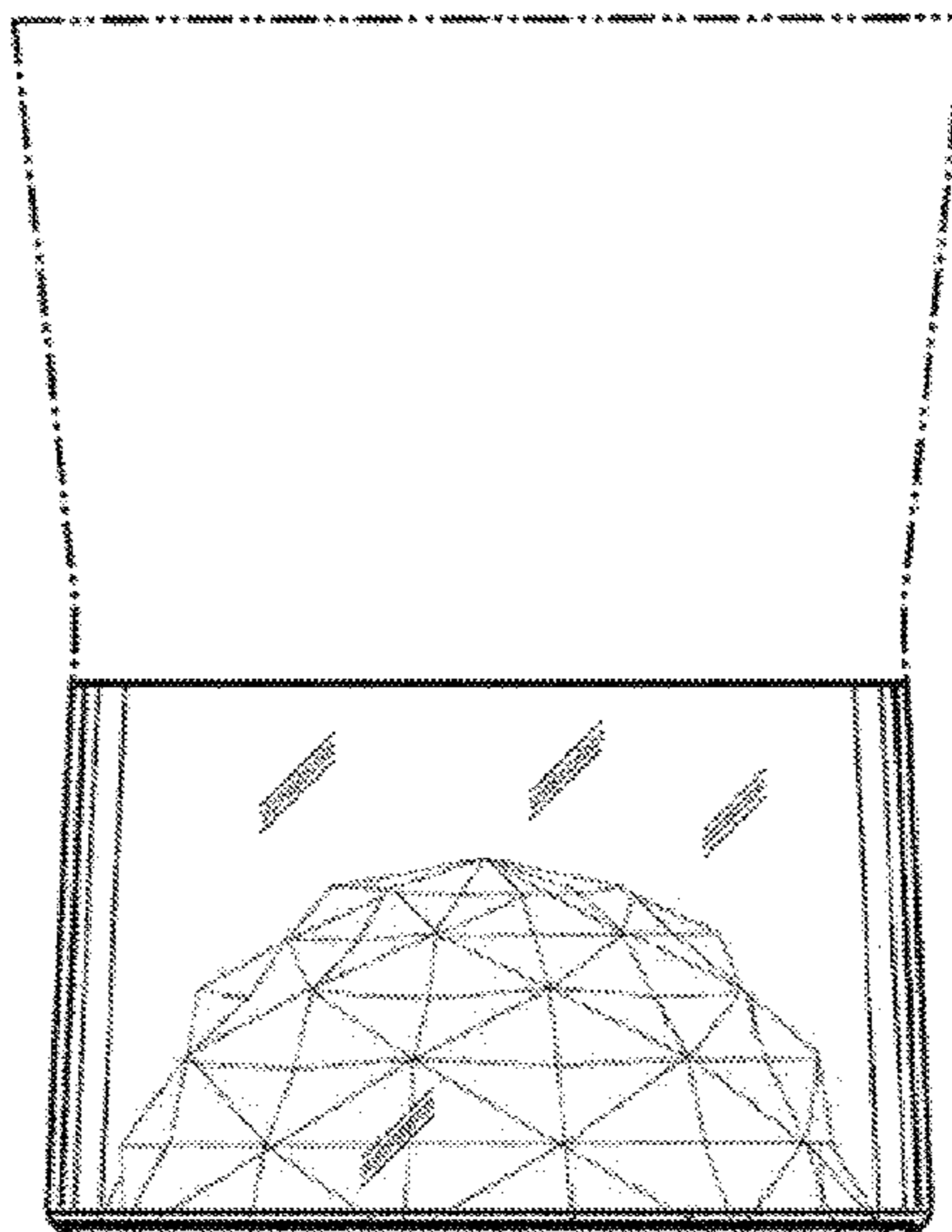
(56) **References Cited**
U.S. PATENT DOCUMENTS
D77,944 S 3/1929 Dougherty
D98,420 S 2/1936 Deskey
3,028,035 A * 4/1962 Leong A47G 19/2227
215/377
D267,697 S 1/1983 Thrush
D270,415 S 9/1983 Thrush
D408,683 S * 4/1999 Matousek D7/396.2
6,105,814 A * 8/2000 Chen A47G 19/2227
206/217
D434,325 S * 11/2000 Jivago D9/651
D446,455 S * 8/2001 McGowan D9/520
D457,257 S * 5/2002 Hernandez, Jr. D26/2
D457,782 S * 5/2002 Snell D7/396.2
D506,355 S 6/2005 Donnellan et al.
D540,120 S 4/2007 McMullin
D552,927 S * 10/2007 O'Leary D7/387
(Continued)

Primary Examiner — Marianne Pandozzi
Assistant Examiner — Jae Liang
(74) *Attorney, Agent, or Firm* — MacMillan, Sobanski & Todd, LLC

(57) **CLAIM**
The ornamental design for a beverageware base, as shown and described.

DESCRIPTION
FIG. 1 is a front elevational view of a beverageware base showing our new design; the rear, right side and left side elevational views being identical;
FIG. 2 is a top plan view thereof;
FIG. 3 is a bottom plan view thereof; and,
FIG. 4 is a cross-sectional view taken along line 4-4 as shown in FIG. 2.
The broken lines in the drawings depict environmental subject matter only and form no part of the claimed design.

1 Claim, 3 Drawing Sheets



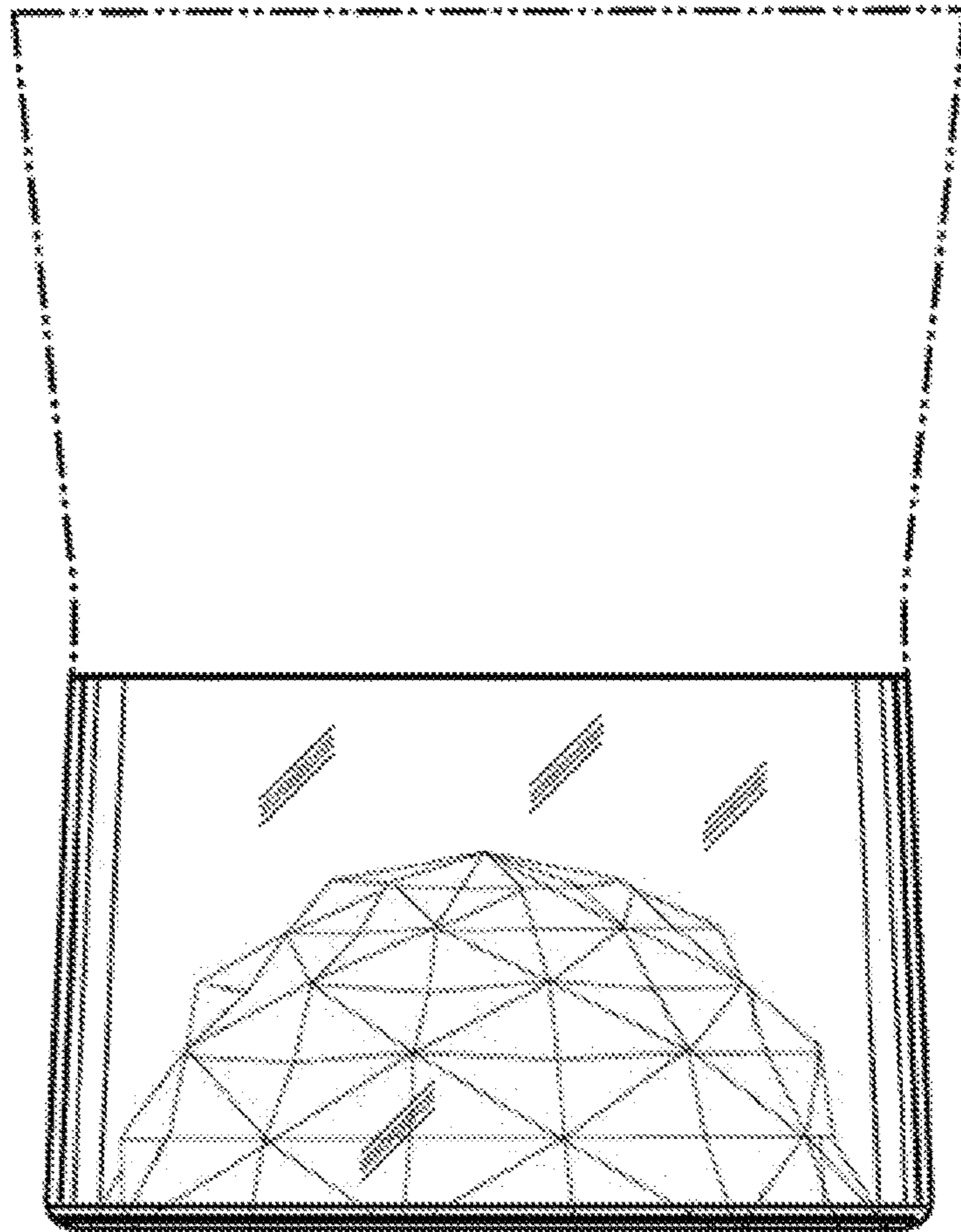
(56)

References Cited

U.S. PATENT DOCUMENTS

D573,026	S	*	7/2008	Tsai	D9/435
D576,349	S	*	9/2008	Mair	D26/154
D595,090	S	*	6/2009	Benson	D7/509
D595,590	S	*	7/2009	Lablaine	D9/516
D622,592	S	*	8/2010	Niikura	D9/445
D622,613	S	*	8/2010	Baron	D9/550
D626,685	S	*	11/2010	Gut	D26/154
D630,514	S	*	1/2011	Niikura	D9/504
D634,212	S	*	3/2011	Kruetzkamp	D9/690
D655,982	S		3/2012	Liu		
D665,231	S	*	8/2012	Pola	D7/507
D686,454	S	*	7/2013	Roth	D7/509
D694,947	S	*	12/2013	Liang	D26/125
D701,729	S	*	4/2014	Kehoe	D7/509
D728,363	S	*	5/2015	Dubos	D9/425
D729,007	S	*	5/2015	Kehoe	D7/507
D729,068	S	*	5/2015	Oberlender	D9/452
D732,889	S	*	6/2015	Eyal	D7/396.2
D733,563	S	*	7/2015	Oberlender	D9/519
D748,976	S	*	2/2016	Mitchell	D9/426
D751,863	S	*	3/2016	Eyal	D7/507
D755,051	S	*	5/2016	Otani	D9/504

* cited by examiner



— FIG. 1

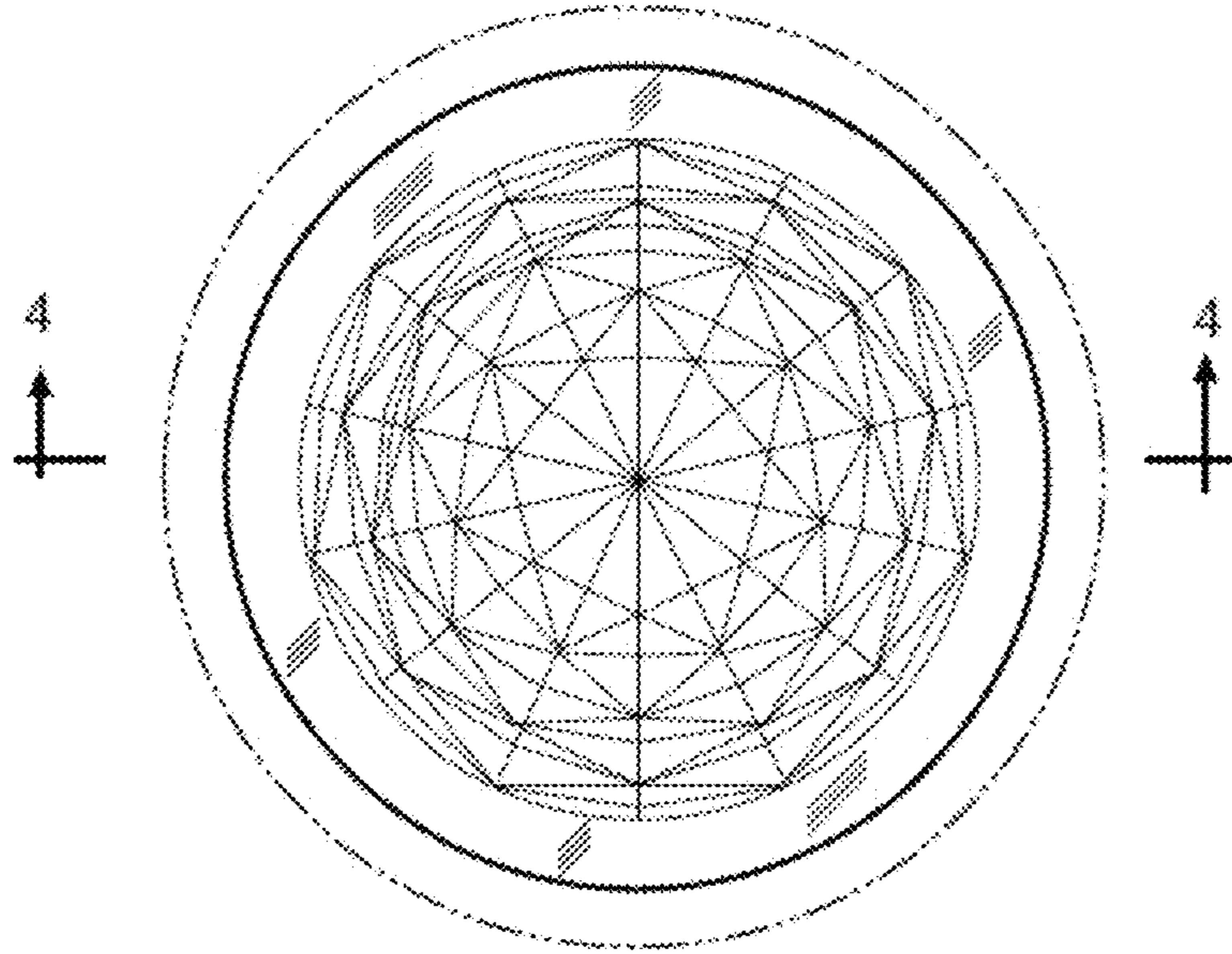


FIG. 2




FIG. 3

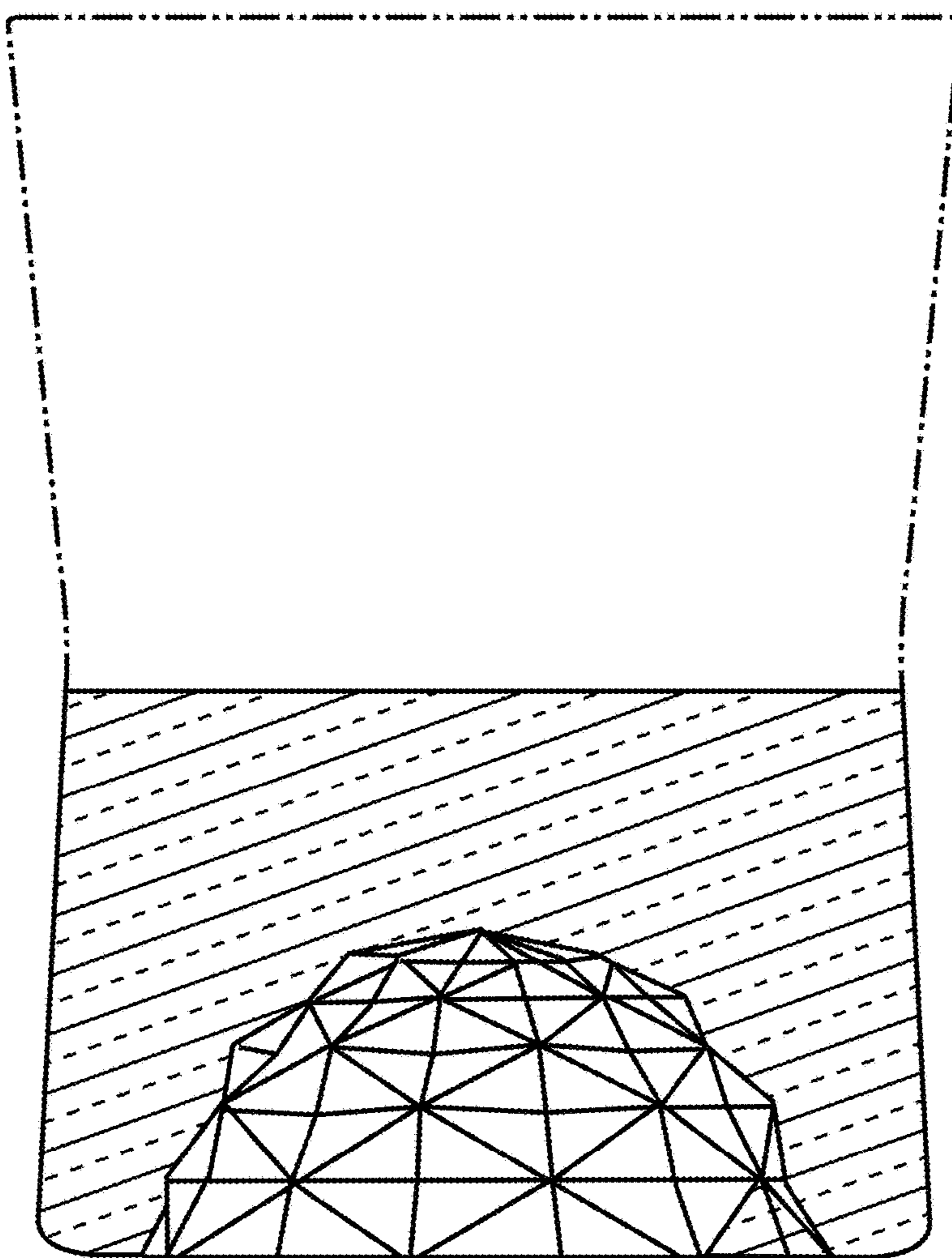


FIG. 4