



US00D781616S

(12) **United States Design Patent**  
**Parman**

(10) **Patent No.:** **US D781,616 S**  
(45) **Date of Patent:** **\*\* Mar. 21, 2017**

(54) **AIR CUSHION**

4,422,194 A \* 12/1983 Viesturs ..... A47C 27/085  
5/654

(71) Applicant: **Air Seat Systems Limited**, Sheung Wan (CN)

4,541,136 A 9/1985 Graebe  
D316,001 S \* 4/1991 Guard ..... D6/601  
(Continued)

(72) Inventor: **Russell Scott Parman**, Cervarese St. Croce (IT)

**OTHER PUBLICATIONS**

(73) Assignee: **Air Seat Systems Limited**, Sheng Wan, Hong Kong (CN)

Standard ROHO Airplane Seat Cushion, announced unknown, [online], [site visited Jan. 15, 2017]. Available from Internet, <URL: <http://www.travelseatcushion.com/Standard-ROHO-Airplane-Seat-Cushion-p/Itvc-ap.htm>>.\*

(\*\*) Term: **15 Years**

(Continued)

(21) Appl. No.: **29/555,613**

(22) Filed: **Feb. 23, 2016**

*Primary Examiner* — Eric Goodman

(51) **LOC (10) Cl.** ..... **06-09**

*Assistant Examiner* — Sanjeev Paul

(52) **U.S. Cl.**

(74) *Attorney, Agent, or Firm* — Honigman Miller

USPC ..... **D6/604**

Schwartz and Cohn LLP

(58) **Field of Classification Search**

USPC ..... D6/333, 349, 355, 375, 388, 512, 563,  
D6/564, 595, 596, 601, 604, 611, 707,  
D6/715, 716, 716.1; D24/183–185, 234;  
D21/803, 804, 805, 809; 5/401, 420, 600,  
5/630, 631, 632, 633, 635, 636, 638, 639,  
5/646, 652, 652.1, 655, 703, 730; 297/1,  
297/2, 4, 93, 180.11, 195.1, 195.11,  
297/195.13, 393, 397, 452.12, 452.14,  
297/452.15, 452.21, 452.24, 452.26,  
297/452.48, 452.62, 482  
CPC ..... A47G 9/10; A47G 9/1009; A47G 9/1018;  
A47G 9/1027; A47G 9/1036; A47G  
9/1045; A47G 9/1063; A47G 9/1072;  
A47G 9/1081; A47G 9/109; A47C 7/021;  
A47C 27/00

See application file for complete search history.

(57) **CLAIM**

The ornamental design for an air cushion, as shown and described.

**DESCRIPTION**

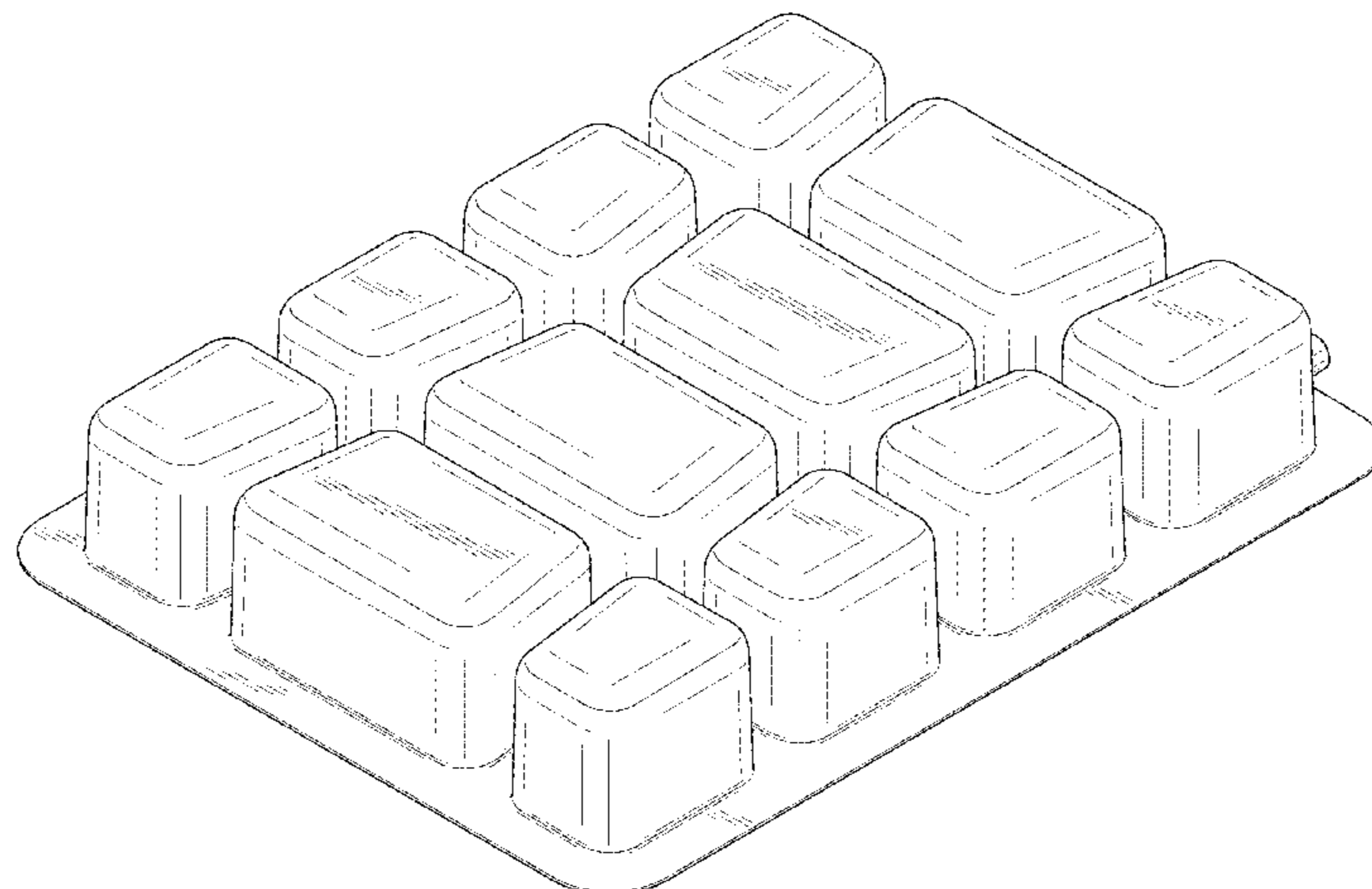
FIG. 1 is a perspective view of an air cushion;  
FIG. 2 is a front view of the air cushion of FIG. 1;  
FIG. 3 is a back view of the air cushion of FIG. 1;  
FIG. 4 is a left view of the air cushion of FIG. 1;  
FIG. 5 is a right view of the air cushion of FIG. 1;  
FIG. 6 is a top view of the air cushion of FIG. 1; and,  
FIG. 7 is a bottom view of the air cushion of FIG. 1.  
The broken lines are for illustrative purposes and form no part of the present invention.

(56) **References Cited**

**U.S. PATENT DOCUMENTS**

D180,063 S \* 4/1957 Burton ..... 5/710  
D192,421 S \* 3/1962 Bostrom ..... D6/356

**1 Claim, 5 Drawing Sheets**



(56)

References Cited

U.S. PATENT DOCUMENTS

D329,566 S \* 9/1992 Davidson, Jr. .... D6/601  
 D355,558 S \* 2/1995 Graebe ..... 5/654  
 D367,090 S \* 2/1996 Lien ..... D21/695  
 5,561,875 A \* 10/1996 Graebe ..... A61G 5/1043  
 297/180.13  
 D389,692 S \* 1/1998 Graebe ..... D6/601  
 D389,702 S \* 1/1998 Graebe ..... D6/601  
 D391,110 S \* 2/1998 Graebe ..... D6/601  
 D394,578 S \* 5/1998 Raburn ..... D6/596  
 D405,636 S \* 2/1999 Stewart ..... D6/596  
 D484,728 S \* 1/2004 Ku ..... D6/596  
 D497,761 S \* 11/2004 Martin ..... D6/601  
 D508,812 S \* 8/2005 Kuo ..... D6/601  
 D529,326 S \* 10/2006 Martin ..... D6/601  
 7,350,251 B2 \* 4/2008 Fraser ..... A47C 4/54  
 5/653  
 D617,131 S \* 6/2010 Sprouse, II ..... D6/601  
 D645,284 S \* 9/2011 Goeckel ..... D6/601  
 D647,348 S \* 10/2011 Klotz ..... D6/601  
 D647,349 S \* 10/2011 Klotz ..... D6/601  
 D648,168 S \* 11/2011 Goeckel ..... D6/601  
 D648,169 S \* 11/2011 Sprouse, II ..... D6/601  
 D650,214 S \* 12/2011 Klotz ..... D6/601  
 D658,396 S \* 5/2012 Sprouse, II .....  
 D672,569 S \* 12/2012 Sprouse, II ..... D6/354  
 D673,785 S \* 1/2013 Sprouse, II ..... D6/354

8,756,734 B1 \* 6/2014 Ortega ..... A47G 9/10  
 5/490  
 D758,103 S \* 6/2016 Mason ..... D6/601  
 2005/0120483 A1 \* 6/2005 Clapper ..... A47C 7/021  
 5/654  
 2005/0121953 A1 6/2005 Sprouse  
 2005/0138733 A1 \* 6/2005 Riesberg ..... A47G 9/10  
 5/640  
 2008/0196166 A1 \* 8/2008 Fraser ..... A47C 7/021  
 5/654  
 2010/0146706 A1 \* 6/2010 Siegner ..... A61G 1/04  
 5/626  
 2012/0292958 A1 11/2012 Sprouse, II  
 2013/0055503 A1 \* 3/2013 Huang ..... B68G 13/04  
 5/652.1

OTHER PUBLICATIONS

U.S. Appl. No. 61/487,036.  
<https://web.archive.org/web/20070505002815/http://www.shapefitting.com/ProductInfo.aspx?productid=CRUSERMEDIUM>.  
 2010 Facebook Video of New Airhawk Products from J&P Cycles.  
 AirHawk pre-2010 pillion seat Spec Sheet.  
 Saddleman seat covers (<http://www.cruisercustomizing.com/saddleman-large-molded-saddleleg-seat-pad-harley-davidson-models/part/TC-0810-0521?source=igodigital>).

\* cited by examiner




FIG. 1




FIG. 2




FIG. 3

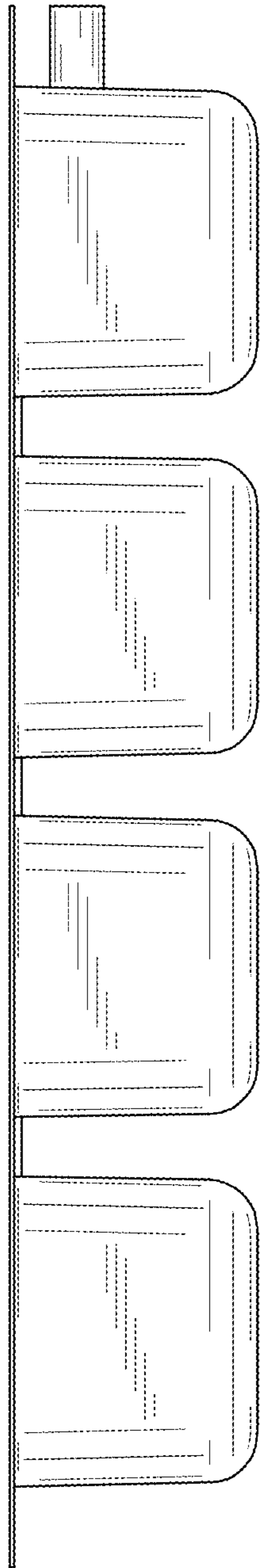


FIG. 4

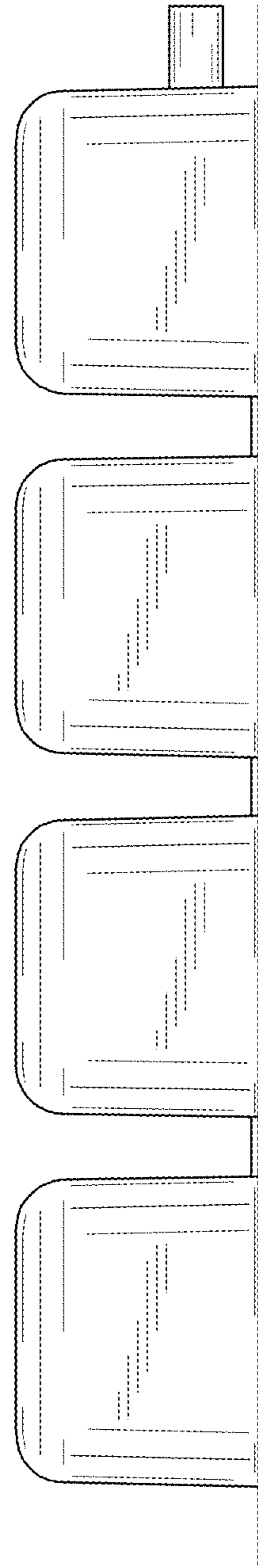


FIG. 5




FIG. 6




FIG. 7