



US00D781614S

(12) **United States Design Patent**  
**Taylor**

(10) **Patent No.:** **US D781,614 S**  
(45) **Date of Patent:** **\*\* Mar. 21, 2017**

- (54) **KAYAK-PADDLE BOARD RACK**
- (71) Applicant: **Techstar Plastics Inc.**, Port Perry (CA)
- (72) Inventor: **Garth William Taylor**, Port Perry (CA)
- (73) Assignee: **Techstar Plastics Inc.**, Port Perry (CA)
- (\*\*) Term: **15 Years**
- (21) Appl. No.: **29/530,414**
- (22) Filed: **Jun. 16, 2015**

(30) **Foreign Application Priority Data**

May 11, 2015 (CA) ..... 162405

(51) **LOC (10) Cl.** ..... **12-16**

(52) **U.S. Cl.**  
USPC ..... **D6/552**

(58) **Field of Classification Search**

USPC ..... D6/552; D8/349, 354, 373, 380, 381,  
D8/402, 403; D12/223, 406, 412;  
211/13, 42; 248/200, 220.1, 300  
CPC .. B60R 9/045; B60R 9/04; B60R 9/08; B60R  
9/12; B60P 3/1008; B63B 3/42; A47B  
47/024; A47B 57/045

See application file for complete search history.

(56) **References Cited**

**U.S. PATENT DOCUMENTS**

D242,114 S \* 11/1976 Lange ..... D12/414  
D340,405 S \* 10/1993 Anderson ..... D8/380

D386,145 S \* 11/1997 Staller ..... D12/412  
D397,067 S \* 8/1998 McCoy ..... D12/162  
D420,235 S \* 2/2000 Cordero ..... D34/6  
D508,646 S \* 8/2005 Gates ..... D8/381  
D639,150 S \* 6/2011 Olson ..... D8/380

**OTHER PUBLICATIONS**

Tommy Docks, Kayak and Paddleboard Racks, retrived on Jul. 28, 2016, Tommy Docks, URL: <http://www.tommydocks.com/shop-all/copy-of-kayak-and-paddleboard-racks>, 2 pages.\*

\* cited by examiner

*Primary Examiner* — Wan Laymon

*Assistant Examiner* — Mark Booker

(74) *Attorney, Agent, or Firm* — McMillan LLP

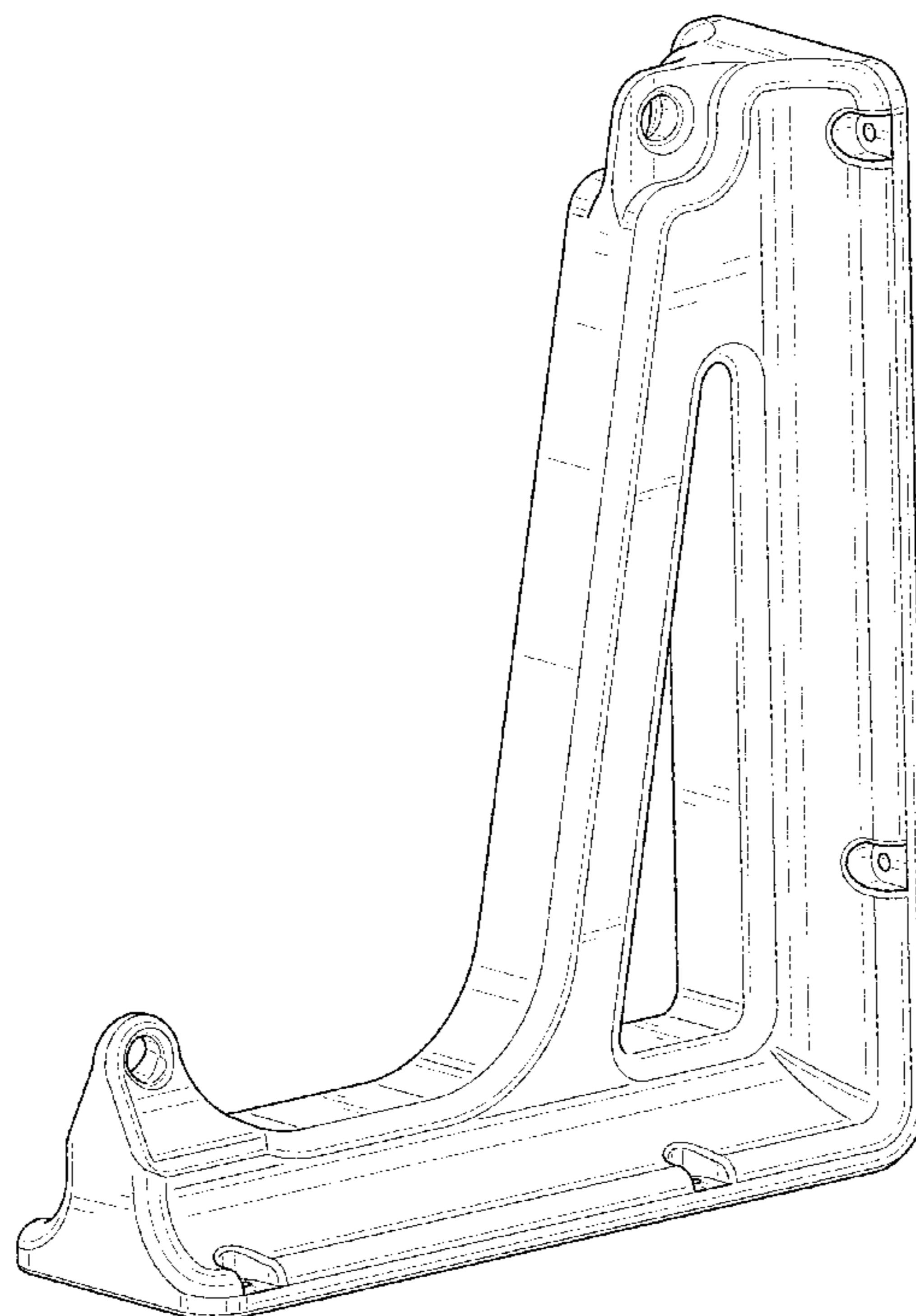
(57) **CLAIM**

The ornamental design for the kayak-paddle board rack, as shown and described.

**DESCRIPTION**

FIG. 1 is a perspective view of the kayak-paddle board rack. FIG. 2 is a front view of the design of FIG. 1. FIG. 3 is a back view of the design of FIG. 1. FIG. 4 is a left side view the design of FIG. 1. FIG. 5 is a right side view of the design of FIG. 1. FIG. 6 is a top plan view the design of FIG. 1; and, FIG. 7 is a bottom plan view of the design of FIG. 1. The broken lines in the drawings illustrate environmental subject matter only and form no part of the claimed design.

**1 Claim, 7 Drawing Sheets**



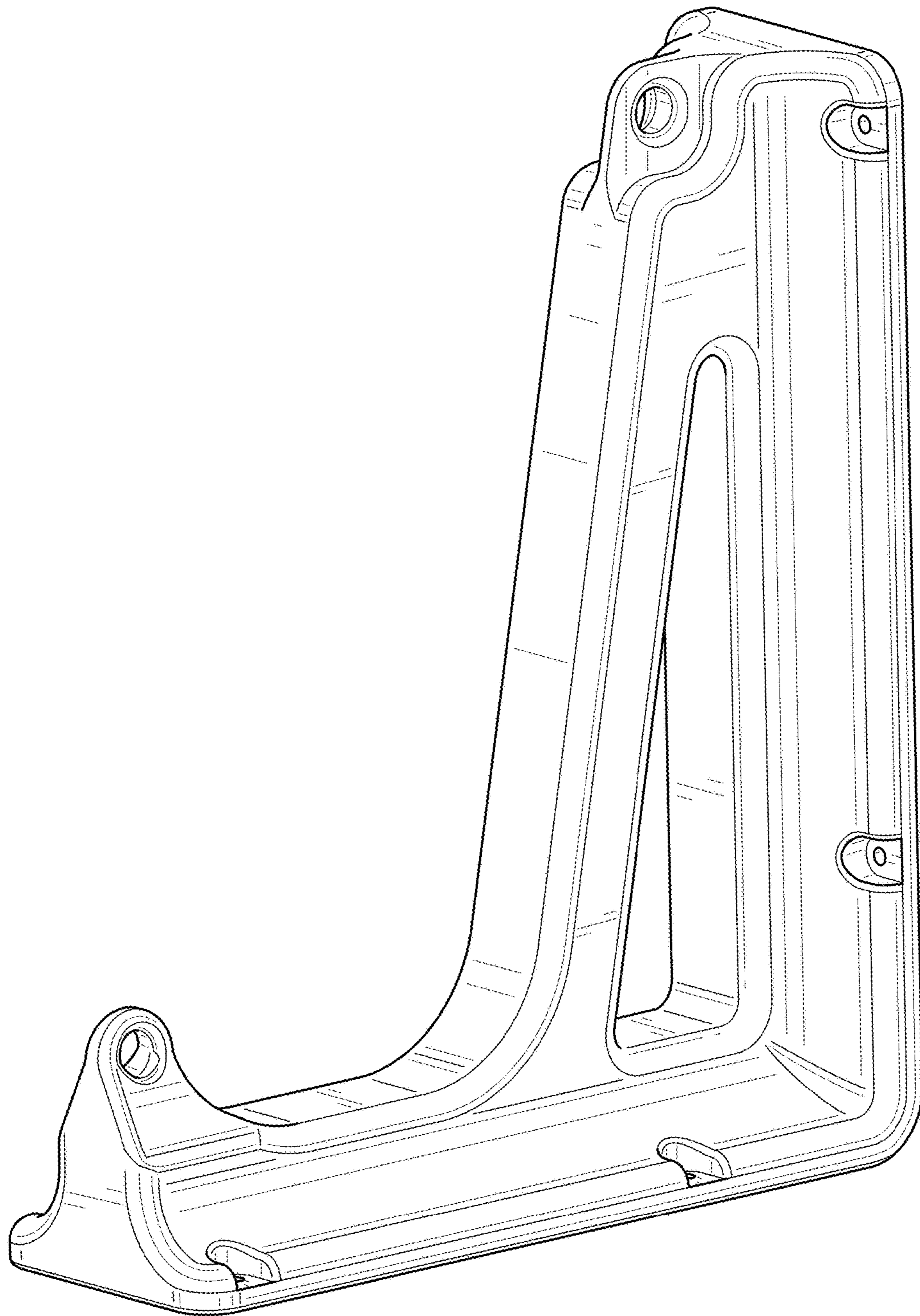


FIG. 1




FIG. 2




FIG. 3



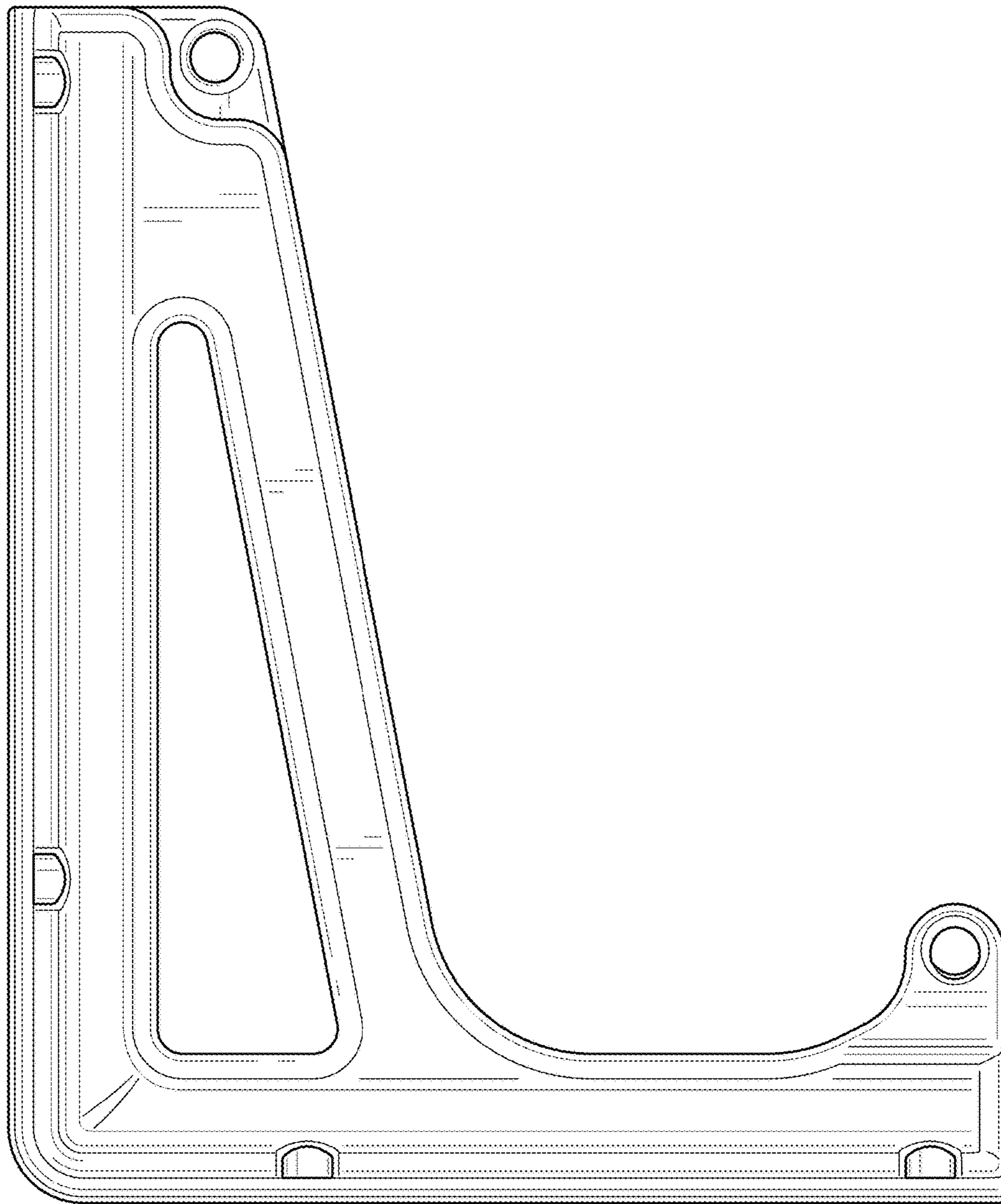


FIG. 4

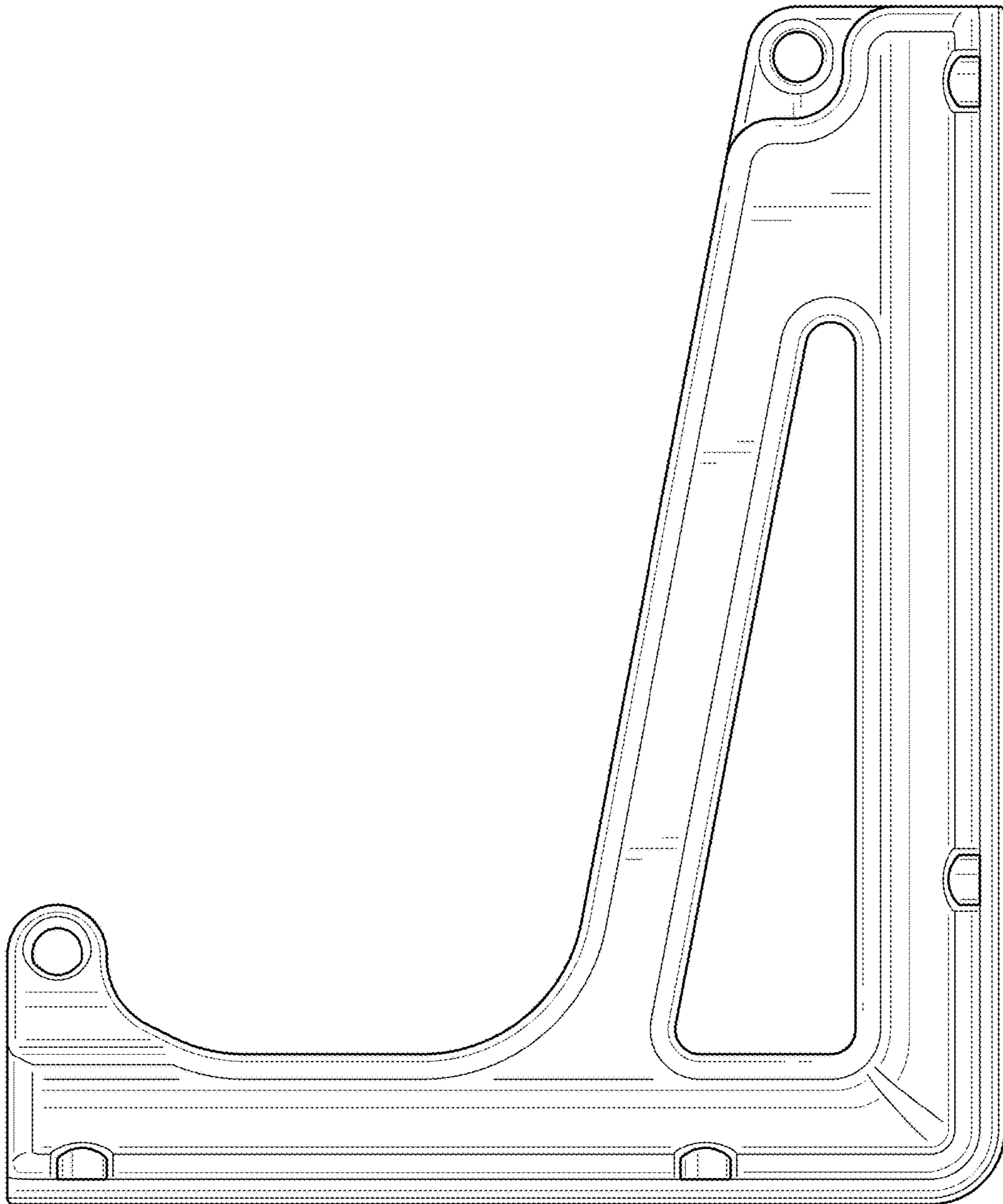


FIG. 5

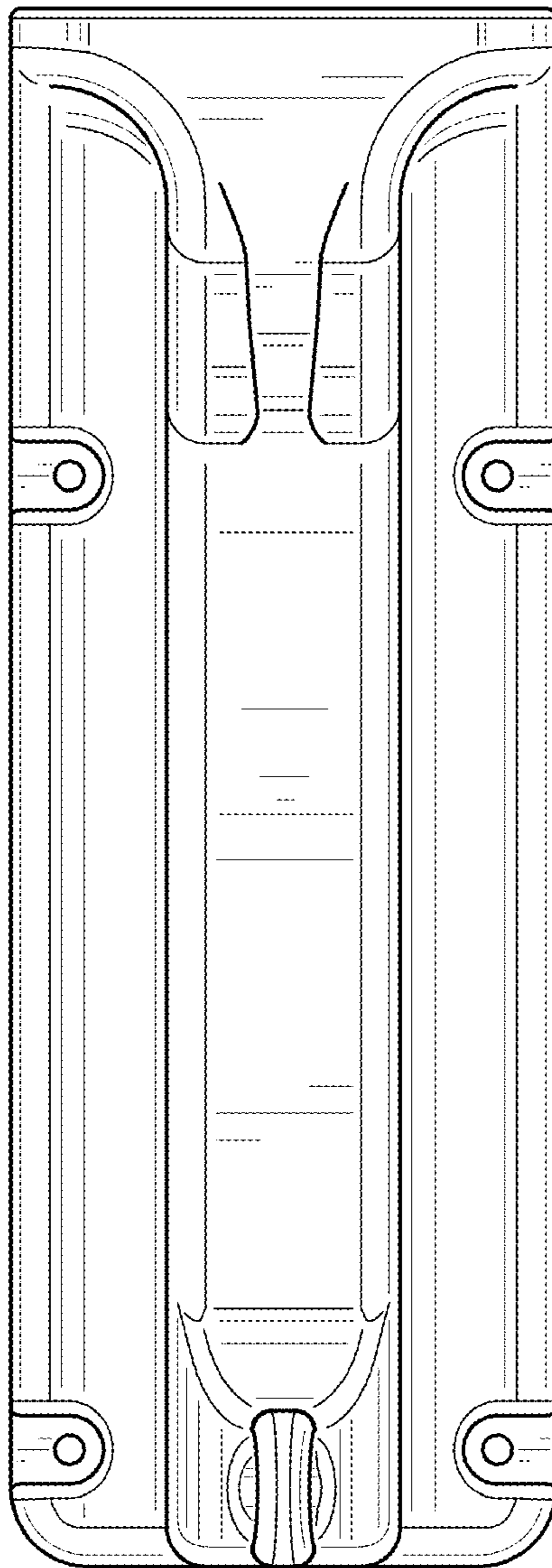


FIG. 6

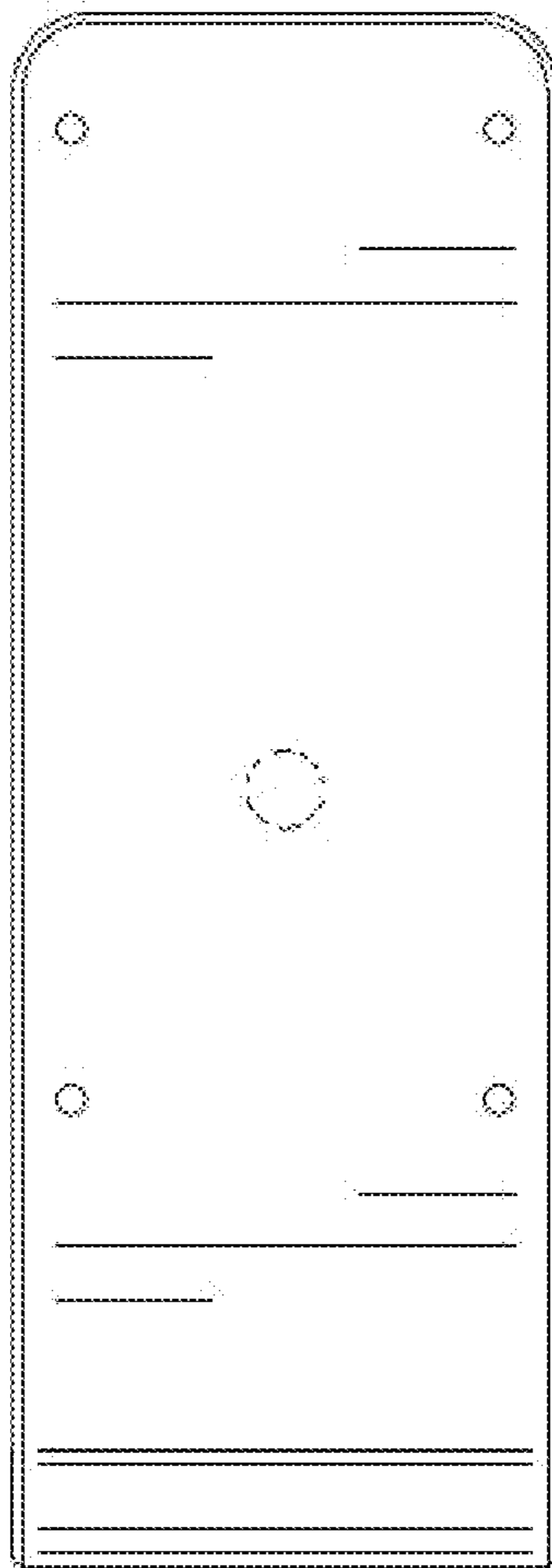


FIG. 7