



US00D781610S

(12) **United States Design Patent**  
**King et al.**

(10) **Patent No.:** **US D781,610 S**  
(45) **Date of Patent:** **\*\* Mar. 21, 2017**

(54) **SEATING FURNITURE**

(71) Applicant: **King Furniture Australia Pty Ltd.,**  
Turrella (AU)

(72) Inventors: **David King,** Turrella (AU); **Ryan**  
**Lawson,** Turrella (AU); **John Levey,**  
Turrella (AU); **Tanya Rechberger,**  
Turrella (AU); **Anastasi**  
**Panagopoulos,** Turrella (AU)

(73) Assignee: **King Furniture Australia Pty Ltd.,**  
Turrella (AU)

(\*\*) Term: **15 Years**

(21) Appl. No.: **29/571,963**

(22) Filed: **Jul. 22, 2016**

**Related U.S. Application Data**

(62) Division of application No. 29/517,040, filed on Feb.  
9, 2015, now Pat. No. Des. 762,997.

(30) **Foreign Application Priority Data**

Aug. 8, 2014	(AU)	201413903
Aug. 8, 2014	(AU)	201413905
Aug. 8, 2014	(AU)	201413906
Aug. 8, 2014	(AU)	201413907
Aug. 8, 2014	(AU)	201413908
Aug. 8, 2014	(AU)	201413909
Aug. 8, 2014	(AU)	201413910
Aug. 8, 2014	(AU)	201413911
Aug. 8, 2014	(AU)	201413912
Aug. 8, 2014	(AU)	201413913
Aug. 8, 2014	(AU)	201413914
Aug. 8, 2014	(AU)	201413915
Aug. 8, 2014	(AU)	201413916
Jan. 20, 2015	(AU)	201510311
Jan. 20, 2015	(AU)	201510312
Jan. 20, 2015	(AU)	201510313

Jan. 20, 2015 (AU) ..... 201510314

(51) **LOC (10) Cl.** ..... **06-01**

(52) **U.S. Cl.**  
USPC ..... **D6/377**

(58) **Field of Classification Search**  
USPC ..... D6/334-336, 361, 364, 377, 381, 716,  
D6/716.1, 716.3, 716.4  
CPC ..... A47C 15/002; A47C 17/00; A47C 17/02;  
A47C 7/18; A47C 7/24; A47C 5/125;  
A47C 3/14; A47C 3/16; A47C 17/36  
See application file for complete search history.

(56) **References Cited**

**U.S. PATENT DOCUMENTS**

3,706,473 A \* 12/1972 Mullen ..... A47C 3/16  
297/118  
D234,731 S 4/1975 MdDonald  
(Continued)

*Primary Examiner* — Mimoso De

(74) *Attorney, Agent, or Firm* — Banner & Witcoff, Ltd.

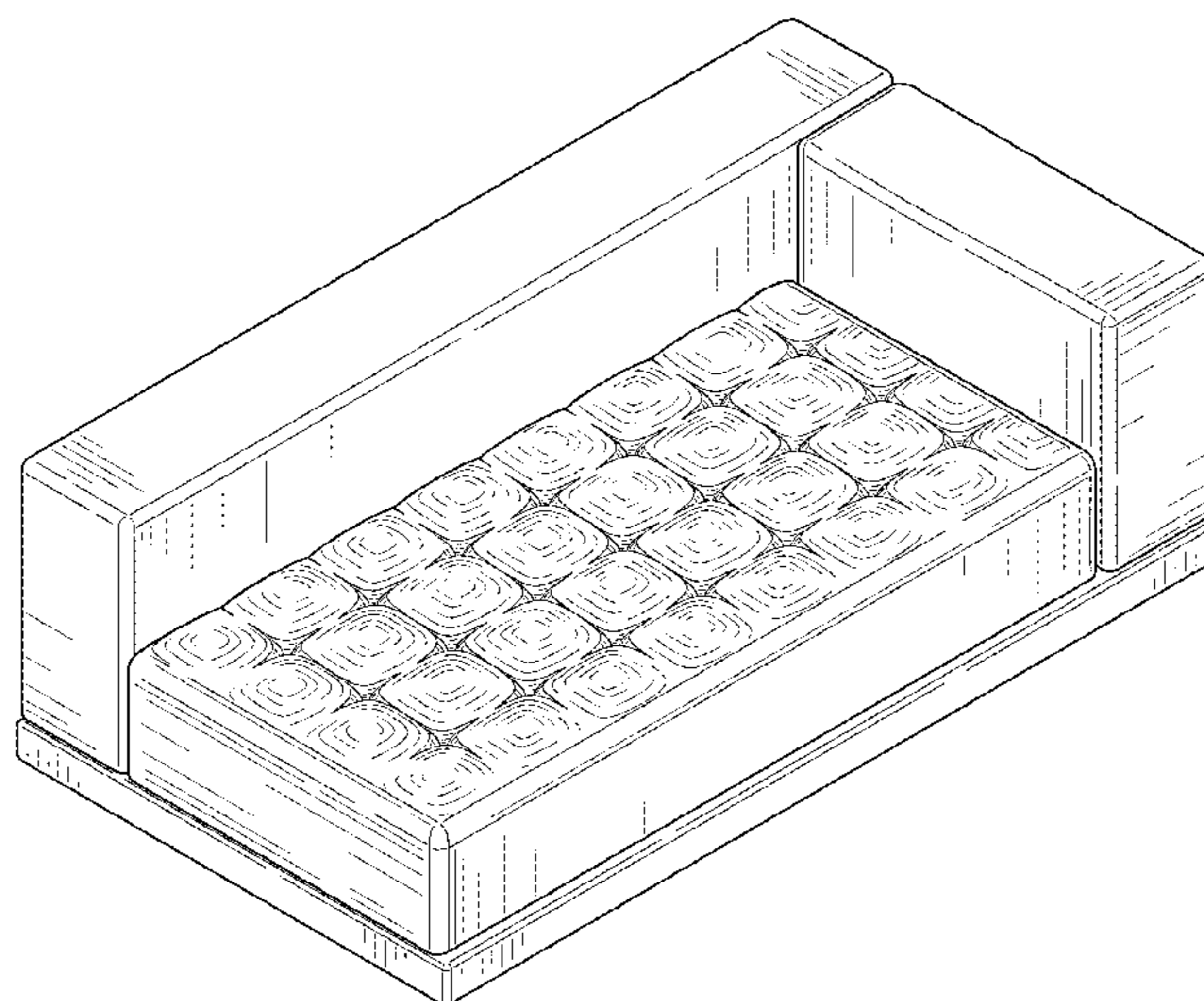
(57) **CLAIM**

The ornamental design for a seating furniture, as shown and described.

**DESCRIPTION**

FIG. 1 is a top plan view for a seating furniture showing our new design;  
FIG. 2 is a perspective view thereof;  
FIG. 3 is a rear view thereof;  
FIG. 4 is a left side view thereof;  
FIG. 5 is a front view thereof; and,  
FIG. 6 is a right side view thereof.  
The broken line regions shown in FIGS. 3 and 6 represent disclaimed subject matter and form no part of the claimed design.

**1 Claim, 4 Drawing Sheets**



(56)

**References Cited**

U.S. PATENT DOCUMENTS

3,951,453	A *	4/1976	Zapf .....	A47C 3/16 297/440.15
D448,196	S *	9/2001	Gomez .....	D6/377
D566,417	S *	4/2008	Mourgue .....	D6/381
D617,112	S	6/2010	Tsai	
D655,100	S	3/2012	Yeung Ka Fei	
D685,202	S *	7/2013	Sage .....	D6/377
D687,235	S	8/2013	Sage et al.	
D732,867	S	6/2015	Garcia	
D763,000	S *	8/2016	King .....	D6/377
D763,590	S *	8/2016	King .....	D6/377
D763,591	S *	8/2016	King .....	D6/377

\* cited by examiner




FIG. 1



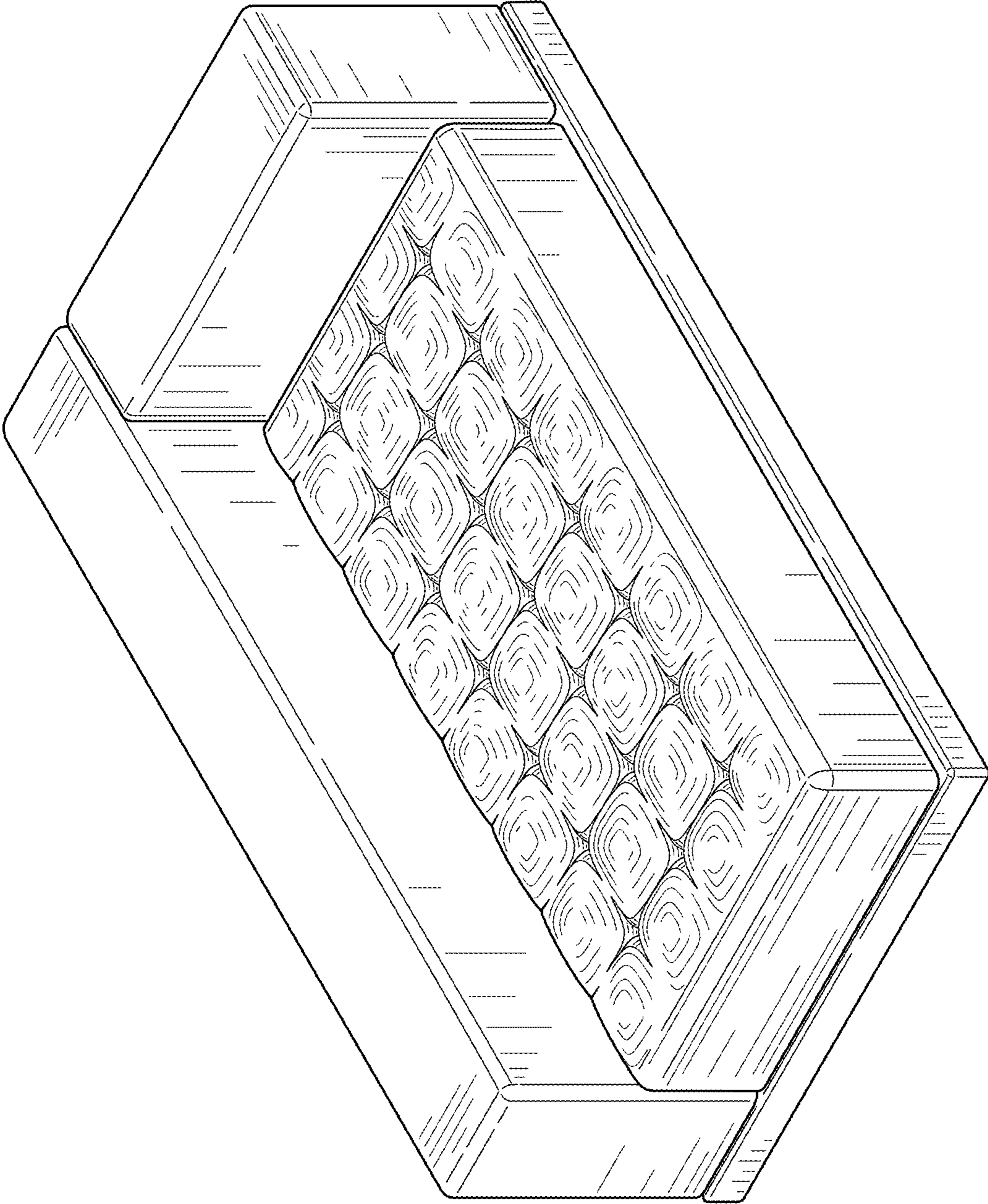


FIG. 2

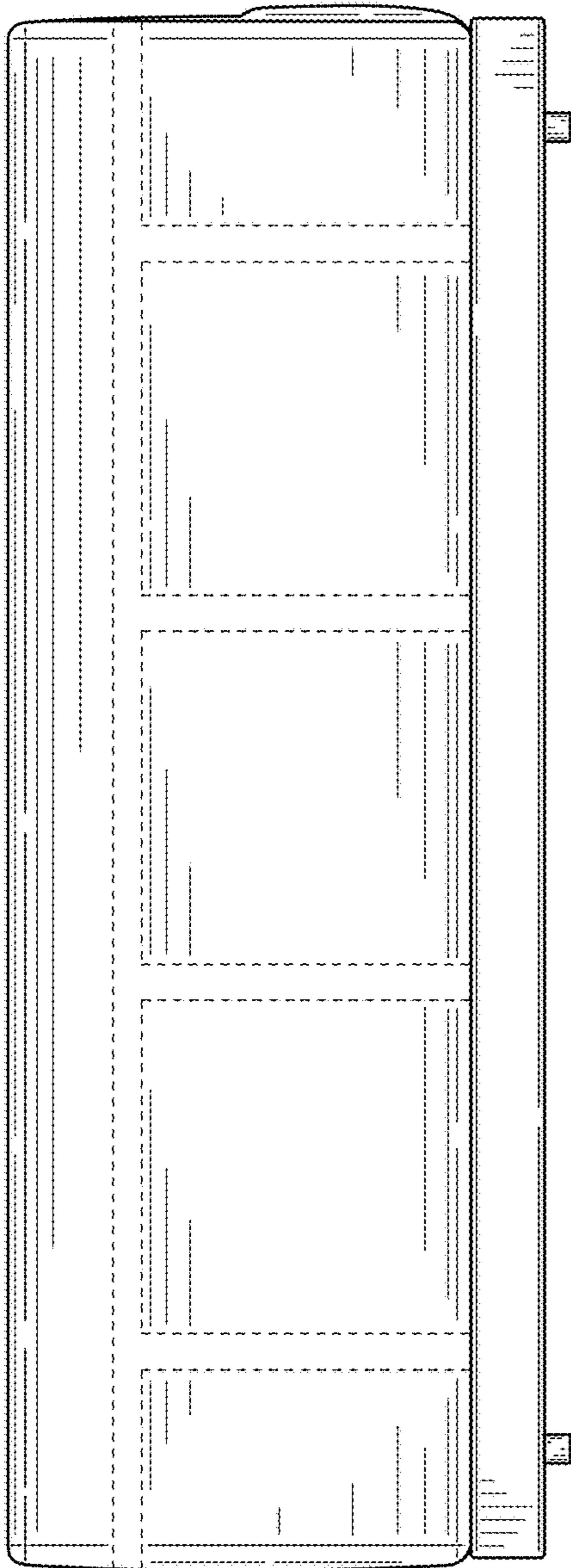


FIG. 3

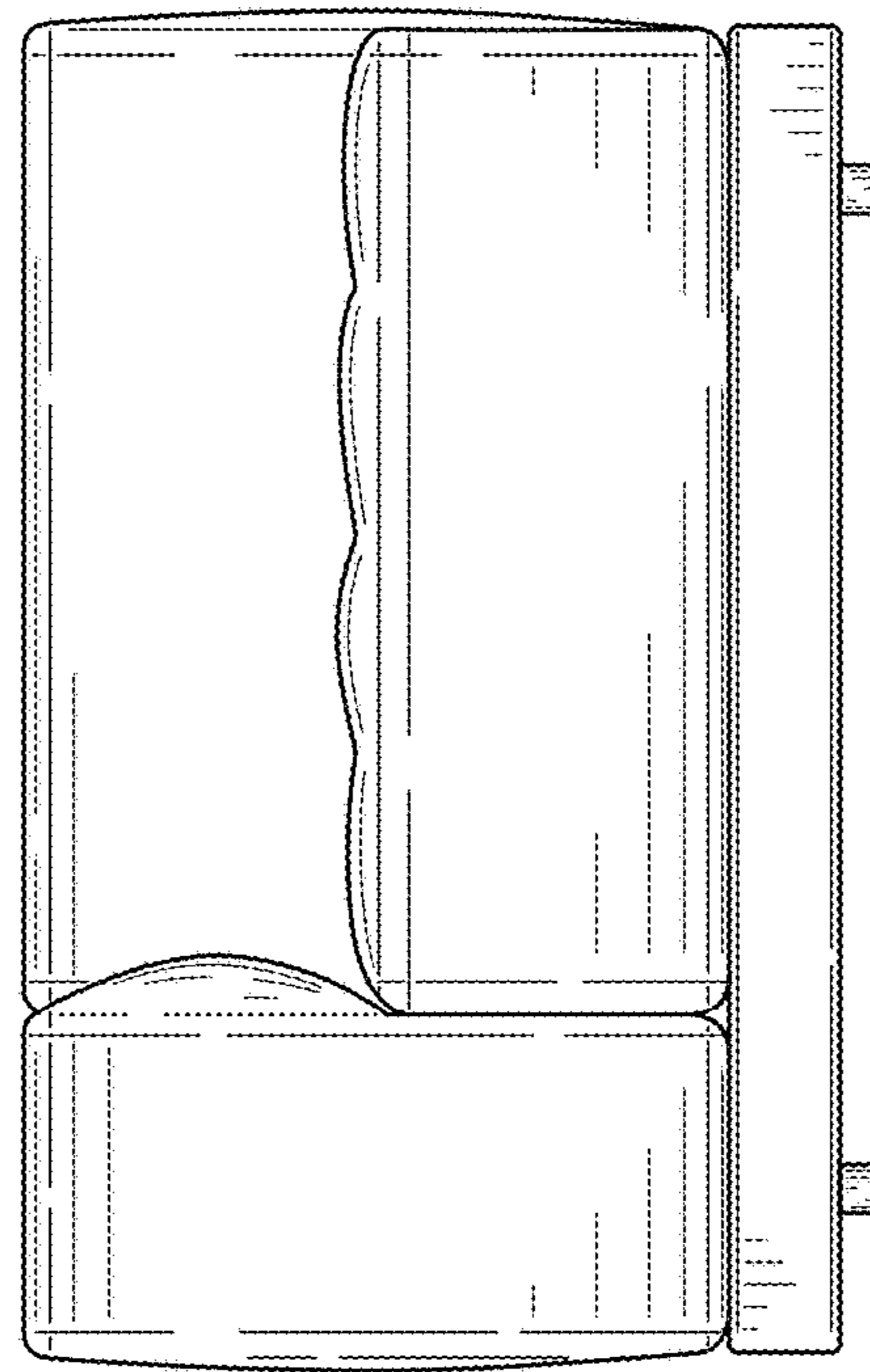


FIG. 4

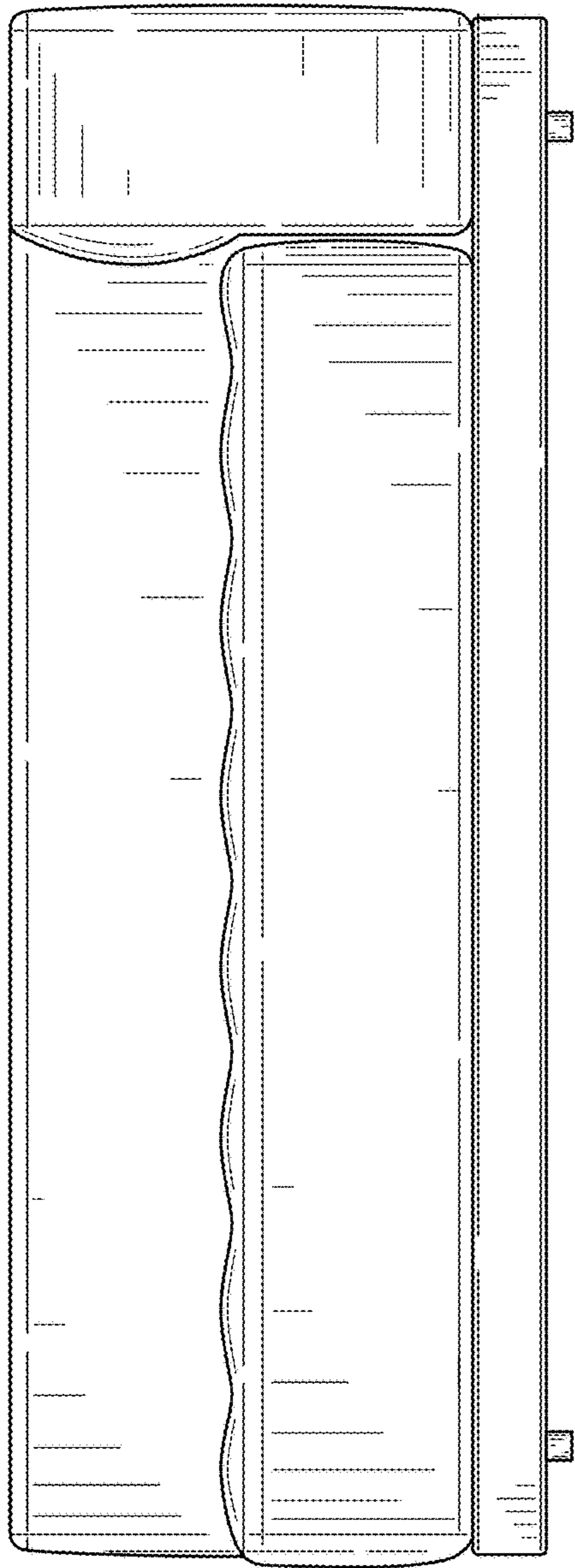


FIG. 5

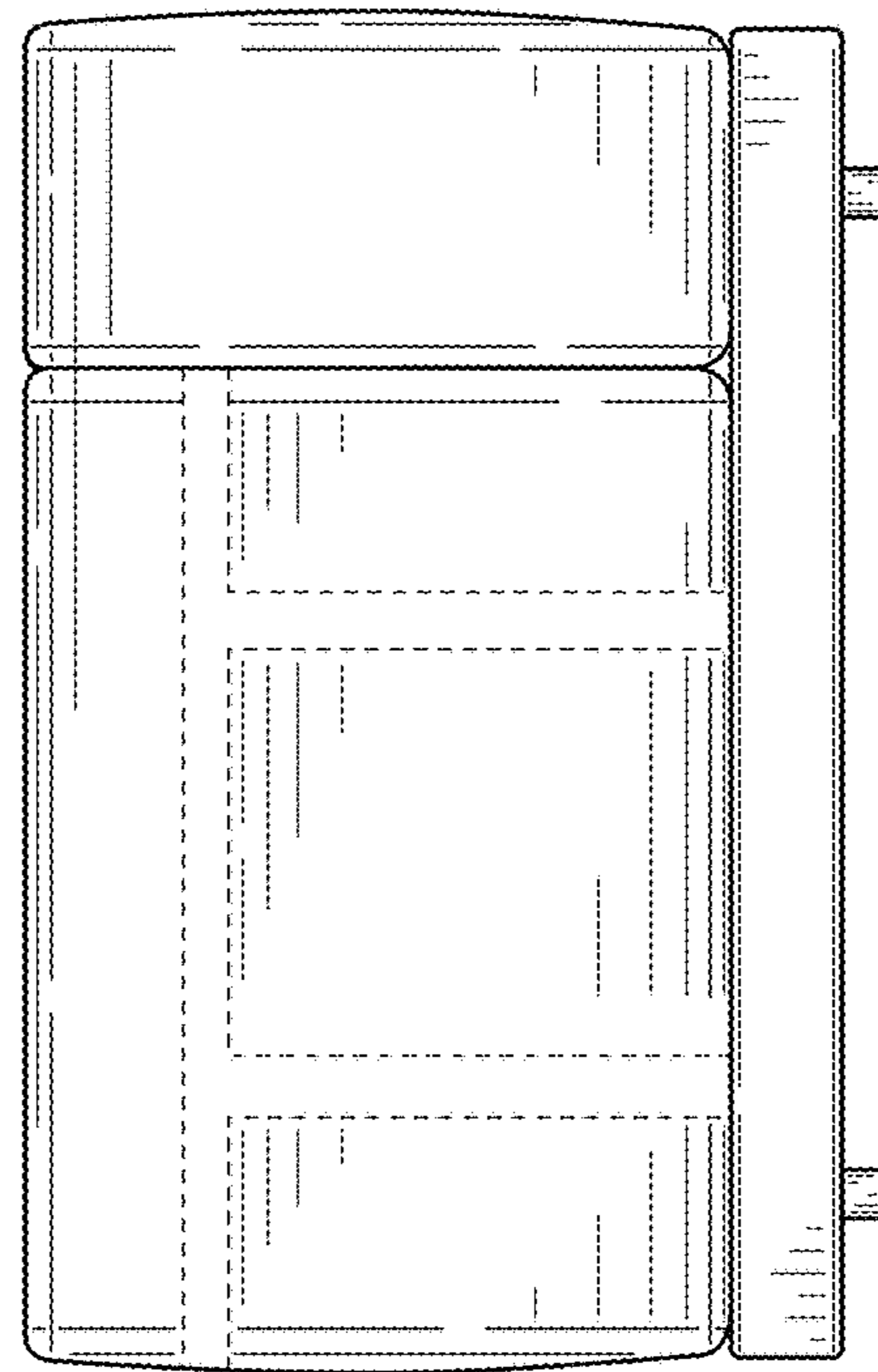


FIG. 6