



US00D781607S

(12) **United States Design Patent**
Bittle

(10) **Patent No.:** **US D781,607 S**
(45) **Date of Patent:** **** Mar. 21, 2017**

(54) **FOLDABLE CLUB CHAIR**
(71) Applicant: **Easy Home Organization Manufacturing Co., Ltd.,** Shenzhen (CN)
(72) Inventor: **Bobby Joe Bittle,** Bentonville, AR (US)
(73) Assignee: **EASY HOME ORGANIZATION MANUFACTURING CO., LTD.,** Shenzhen (CN)

6,840,573 B1 * 1/2005 Yao A47C 4/48 297/16.1
6,932,425 B1 * 8/2005 Tseng A47C 4/42 297/46
6,938,951 B1 * 9/2005 Tseng A47C 4/48 297/16.1
6,957,852 B1 10/2005 Hsieh
7,000,983 B1 2/2006 Tsai
D528,317 S * 9/2006 Tseng D6/368
7,144,078 B2 12/2006 Hsieh
7,178,864 B2 * 2/2007 Hsieh A47C 4/28 297/45
D555,378 S 11/2007 Tsai
8,286,926 B1 10/2012 Van Dyne
D688,057 S 8/2013 Christakos
D709,708 S 7/2014 Tseng

(**) Term: **15 Years**

(21) Appl. No.: **29/547,026**

(22) Filed: **Nov. 30, 2015**

(51) **LOC (10) Cl.** **06-01**

(52) **U.S. Cl.**
USPC **D6/368**

(58) **Field of Classification Search**
USPC D6/334-336, 367, 368, 371, 373, 374, D6/375, 716, 716.1, 716.4
CPC .. A47C 4/28; A47C 4/283; A47C 4/30; A47C 4/42; A47C 4/44; A47C 4/46; A47C 4/48; A47C 5/04; A47C 5/10
See application file for complete search history.

(56) **References Cited**

U.S. PATENT DOCUMENTS

D183,743 S * 10/1958 Howell, Jr. D6/375
5,454,575 A 10/1995 Del Buono
5,848,822 A 12/1998 Wu
6,332,646 B1 12/2001 Tseng
D475,860 S 6/2003 Yang
6,702,371 B2 * 3/2004 Zheng A47C 5/10 297/16.1
6,824,207 B1 11/2004 Lin
D499,258 S 12/2004 Tseng

Primary Examiner — Mimosa De
(74) *Attorney, Agent, or Firm* — Husch Blackwell LLP

(57) **CLAIM**

The ornamental design for a foldable club chair, as shown and described.

DESCRIPTION

FIG. 1 is a top perspective view of the design of a foldable club chair;
FIG. 2 is a front side view of the foldable club chair shown in FIG. 1;
FIG. 3 is a back side view of the foldable club chair shown in FIG. 1;
FIG. 4 is a top plan view of the foldable club chair shown in FIG. 1;
FIG. 5 is a bottom plan view of the foldable club chair shown in FIG. 1;
FIG. 6 is a left side view of the foldable club chair shown in FIG. 1; and,
FIG. 7 is a right side view of the foldable club chair shown in FIG. 1.

1 Claim, 7 Drawing Sheets



(56)

References Cited

U.S. PATENT DOCUMENTS

D710,120 S	8/2014	Tseng	
D710,137 S	8/2014	Wu	
8,801,090 B2 *	8/2014	Akkad A47C 4/48 297/46
D720,550 S *	1/2015	Akkad D6/368
8,955,904 B1 *	2/2015	Zhu A47C 4/28 297/16.1
D756,141 S *	5/2016	Akkad D6/368
D761,581 S *	7/2016	Frankel D6/368
2004/0070179 A1	4/2004	Miller et al.	
2004/0245810 A1	12/2004	Tseng	
2014/0265458 A1	9/2014	Tseng	

* cited by examiner



FIG. 1




FIG. 2

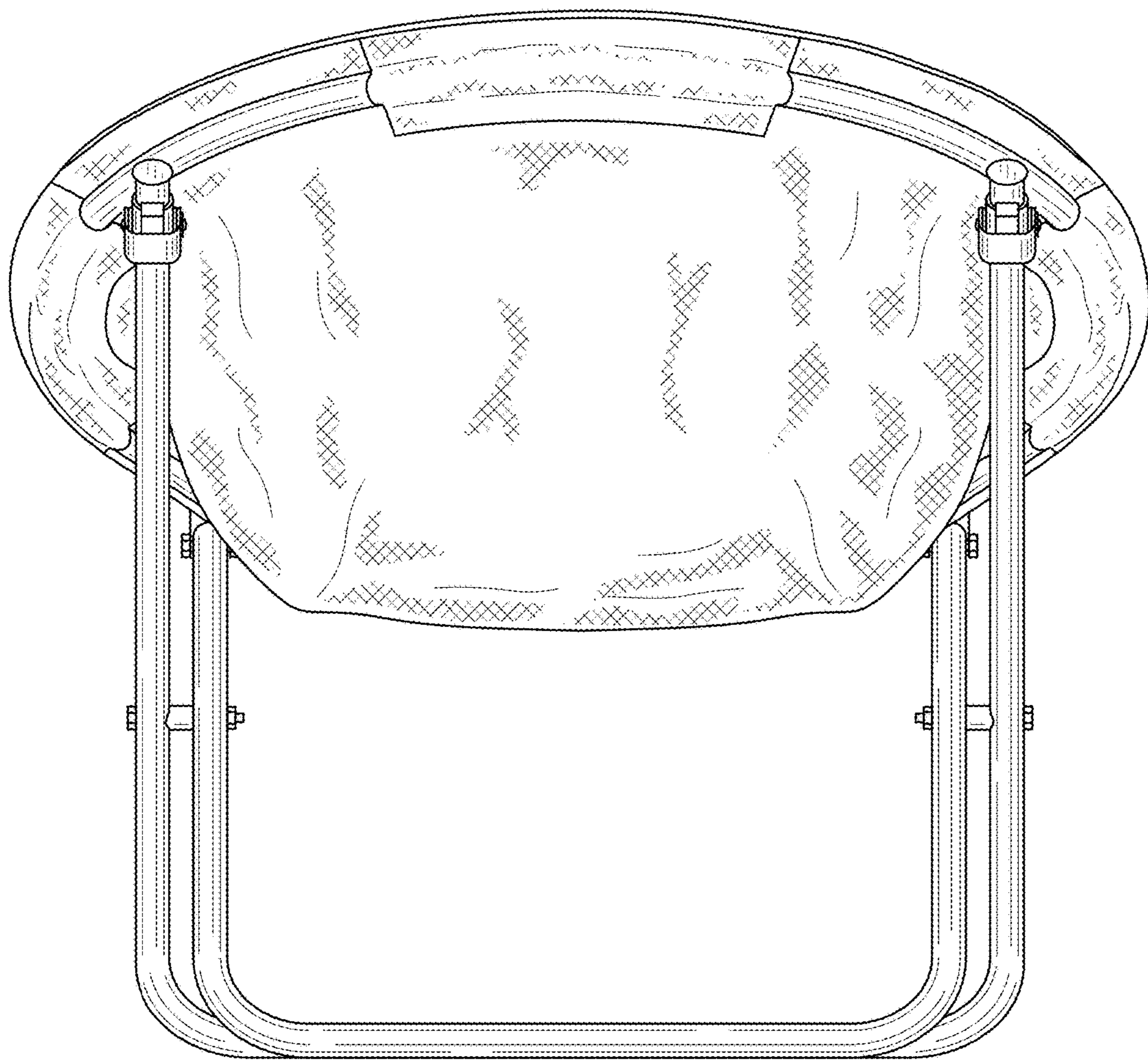


FIG. 3



FIG. 4

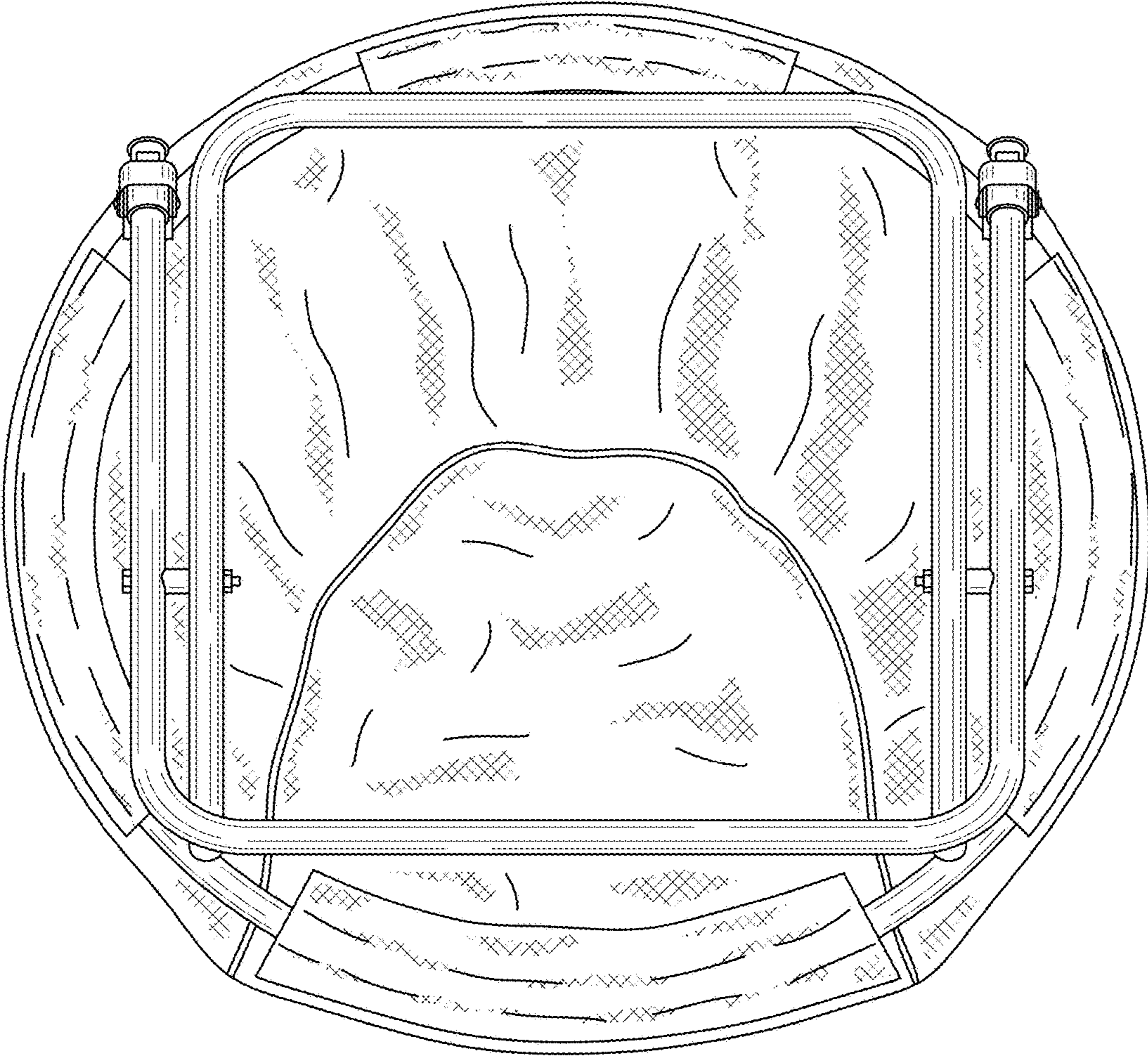


FIG. 5

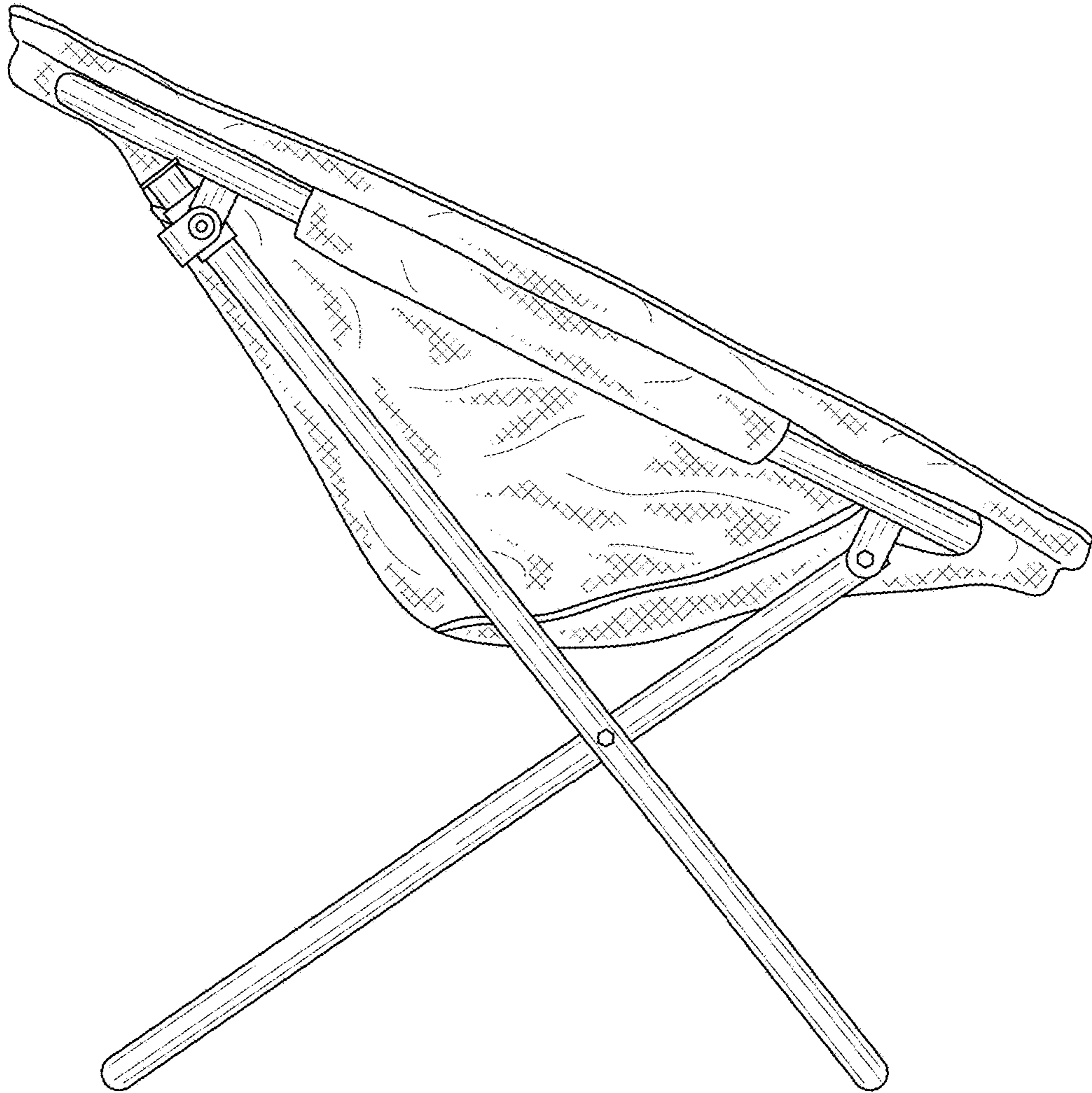


FIG. 6

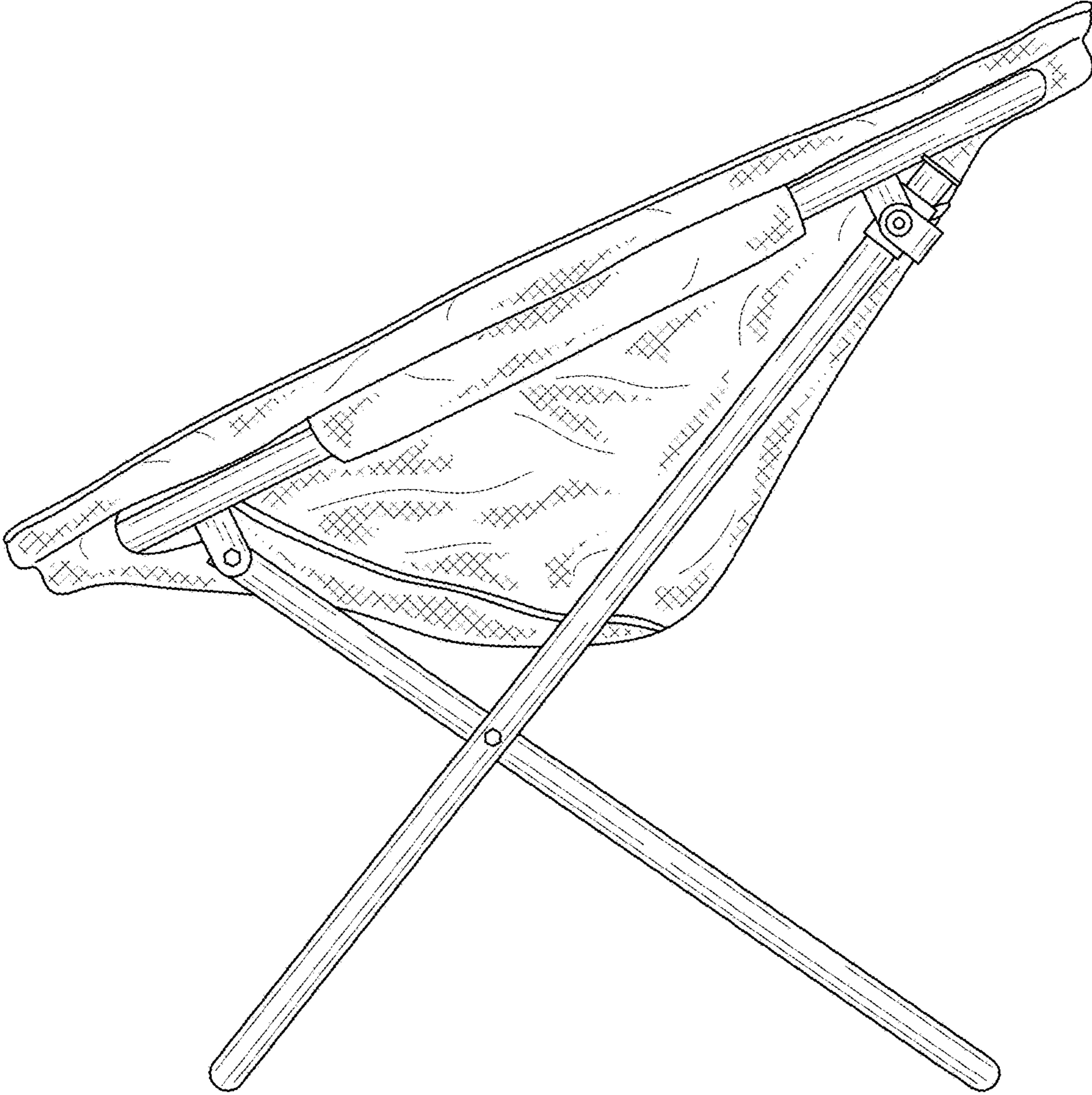


FIG. 7