



US00D781602S

(12) **United States Design Patent** (10) **Patent No.:** **US D781,602 S**  
**Taylor** (45) **Date of Patent:** **\*\* Mar. 21, 2017**

(54) **FABRIC**  
(71) Applicant: **TANYA TAYLOR DESIGNS LLC**,  
New York, NY (US)  
(72) Inventor: **Tanya V. Taylor**, New York, NY (US)  
(73) Assignee: **TANYA TAYLOR DESIGNS LLC**,  
New York, NY (US)  
(\*\*) Term: **15 Years**  
(21) Appl. No.: **29/538,806**

D538,050 S \* 3/2007 Tardif ..... D5/26  
D681,162 S \* 4/2013 Kruse ..... D23/226  
9,347,744 B2 \* 5/2016 Lampe ..... A41D 13/01

**OTHER PUBLICATIONS**

U.S. Appl. No. 29/538,811, filed Sep. 8, 2015, Inventor Tanya V. Taylor.

(Continued)

*Primary Examiner* — Karen S Acker  
(74) *Attorney, Agent, or Firm* — FisherBroyles, LLP;  
Jason M. Pass

(22) Filed: **Sep. 8, 2015**  
(51) **LOC (10) Cl.** ..... **05-05**  
(52) **U.S. Cl.**  
USPC ..... **D5/62; D5/37**  
(58) **Field of Classification Search**  
USPC . D5/1-4, 18, 30, 43, 47, 53, 55, 56, 60, 63,  
D5/64, 99, 16, 28, 37, 40, 52, 62; D19/1,  
D19/5; D20/27, 28; D25/138, 150, 151,  
D25/156  
CPC ..... B44F 3/00; B44F 7/00; B44F 9/12; B44F  
11/04; B31F 1/07; D03D 3/00; D03D  
9/00; D06N 7/00; D21H 5/02; D21H  
27/02

(57) **CLAIM**

I claim the ornamental design for a fabric, as shown and described.


**DESCRIPTION**

The patent or application file contains at least one drawing executed in color. Copies of this patent or patent application publication with color drawing(s) will be provided by the Office upon request and payment of the necessary fee. Further, a portion of the disclosure of this patent document contains material to which a claim for copyright is made. The copyright owner has no objection to the reproduction of the patent document or the patent disclosure, as it appears in the U.S. Patent Office records, but reserves all other copyright rights whatsoever. FIG. 1 is a top plan view of a first embodiment of a fabric according to my design; and, FIG. 2 is a top plan view of a second embodiment, thereof. The broken lines surrounding the figures depict the boundaries of the claim and form no part thereof.

(56) **References Cited**  
U.S. PATENT DOCUMENTS

D21,342 S \* 2/1892 Stumpf ..... D5/37  
D67,201 S \* 5/1925 Gunst ..... D5/16  
D86,569 S \* 3/1932 Hiler ..... D5/37  
D88,358 S \* 11/1932 Lukas ..... D5/62  
D88,467 S \* 11/1932 Hellman ..... D5/37  
D88,711 S \* 12/1932 Heinke ..... D5/37  
D89,271 S \* 2/1933 Willheim ..... D5/16  
D102,922 S \* 1/1937 Ryan ..... D5/37

**1 Claim, 2 Drawing Sheets**  
**(1 of 2 Drawing Sheet(s) Filed in Color)**




(56)

**References Cited**

OTHER PUBLICATIONS


U.S. Appl. No. 29/538,813, filed Sep. 8, 2015, Inventor Tanya V. Taylor.  
U.S. Appl. No. 29/538,819, filed Sep. 8, 2015, Inventor Tanya V. Taylor.  
U.S. Appl. No. 29/547,854, filed Dec. 8, 2015, Inventor Tanya V. Taylor.  
U.S. Appl. No. 29/547,858, filed Dec. 8, 2015, Inventor Tanya V. Taylor.  
U.S. Appl. No. 29/547,862, filed Dec. 8, 2015, Inventor Tanya V. Taylor.  
U.S. Appl. No. 29/547,863, filed Dec. 8, 2015, Inventor Tanya V. Taylor.  
U.S. Appl. No. 29/547,865, filed Dec. 8, 2015, Inventor Tanya V. Taylor.  
U.S. Appl. No. 29/547,866, filed Dec. 8, 2015, Inventor Tanya V. Taylor.  
U.S. Appl. No. 29/554,468, filed Feb. 11, 2016, Inventor Tanya V. Taylor.  
U.S. Appl. No. 29/554,471, filed Feb. 11, 2016, Inventor Tanya V. Taylor.  
U.S. Appl. No. 29/554,473, filed Feb. 11, 2016, Inventor Tanya V. Taylor.  
U.S. Appl. No. 29/554,474, filed Feb. 11, 2016, Inventor Tanya V. Taylor.  
U.S. Appl. No. 29/554,477, filed Feb. 11, 2016, Inventor Tanya V. Taylor.  
U.S. Appl. No. 29/571,949, filed Jul. 22, 2016, Inventor Tanya V. Taylor.

\* cited by examiner



© 2015 Tanya Taylor Designs LLC

FIG. 1



© 2015 Tanya Taylor Designs LLC

FIG. 2