



US00D781591S

(12) **United States Design Patent**  
**Xu**

(10) **Patent No.:** **US D781,591 S**  
(45) **Date of Patent:** **\*\* Mar. 21, 2017**

(54) **TOOTHBRUSH**

(71) Applicant: **Meng Xu**, West Vancouver (CA)

(72) Inventor: **Meng Xu**, West Vancouver (CA)

(\*\*) Term: **15 Years**

(21) Appl. No.: **29/545,627**

(22) Filed: **Nov. 13, 2015**

(51) **LOC (10) Cl.** ..... **04-02**

(52) **U.S. Cl.**

USPC ..... **D4/104; D4/134**

(58) **Field of Classification Search**

USPC ..... D4/101, 105, 106, 107, 108, 109, 110,  
D4/111, 112, 132, 134, 138; 15/110,  
15/143.1, 167.1, 167.2, 188, 207.2;  
132/308, 309, 311

CPC ..... A46B 5/02; A46B 5/02148; A46B 5/026;  
A46B 3/00; A46B 3/005; A46B 3/04;  
A46B 9/005; A46B 9/06; A46B 9/028;  
A46B 9/04; A46B 9/045; A46B 15/0075;  
A46B 15/0081; A46B 2200/10; A46B  
2200/1026; A46B 2200/1073; A46B  
2200/1086

See application file for complete search history.

(56) **References Cited**

**U.S. PATENT DOCUMENTS**

1,132,326	A	*	3/1915	Fouyer	.....	15/167.1
D365,929	S	*	1/1996	Zeitouny	.....	D4/104
D421,841	S	*	3/2000	Achepohl	.....	D4/104
D475,531	S	*	6/2003	Klimeck	.....	D4/104
D517,812	S	*	3/2006	Hohlbein	.....	D4/104
D527,906	S	*	9/2006	Kling	.....	D4/104
D565,843	S	*	4/2008	Mackintosh	.....	D4/104
D614,869	S	*	5/2010	Wong	.....	D4/104
D630,020	S	*	1/2011	Wong	.....	D4/108
D657,565	S	*	4/2012	Gebski	.....	D4/101

D667,223	S	*	9/2012	Ding	.....	D4/108
D674,609	S	*	1/2013	Li	.....	D4/104
8,464,388	B2	*	6/2013	Chen	.....	A46B 9/04 15/106
8,887,339	B2	*	11/2014	Barzel	.....	A46B 5/0025 15/167.1
9,011,032	B2	*	4/2015	Schlatter	.....	A46B 5/02 401/132
D743,700	S	*	11/2015	Fritsch	.....	D4/101

**FOREIGN PATENT DOCUMENTS**

CN	302500152	*	7/2013
CN	303847986	*	9/2016
EM	000508023-0003	*	10/2006
EM	000508023-0010	*	10/2006
EM	001221196-0006	*	7/2010
EM	001221196-0008	*	7/2010
EM	001222160-0001	*	7/2010
EM	001222178-0001	*	7/2010
IL	49670	*	6/2012
RU	00058445	*	1/2006
WO	WOD074458-001	*	3/2013

\* cited by examiner

*Primary Examiner* — Karen E Eldridge Powers


(57) **CLAIM**

The ornamental design for a toothbrush, as shown.

**DESCRIPTION**

FIG. 1 is a front elevation view of a toothbrush showing my new design;  
FIG. 2 is a left side elevation view thereof;  
FIG. 3 is a rear elevation view thereof;  
FIG. 4 is a right side elevation view thereof;  
FIG. 5 is a top plan view thereof;  
FIG. 6 is a bottom plan view thereof;  
FIG. 7 is a rear perspective view thereof; and,  
FIG. 8 is a front perspective thereof.

**1 Claim, 8 Drawing Sheets**






FIG. 1

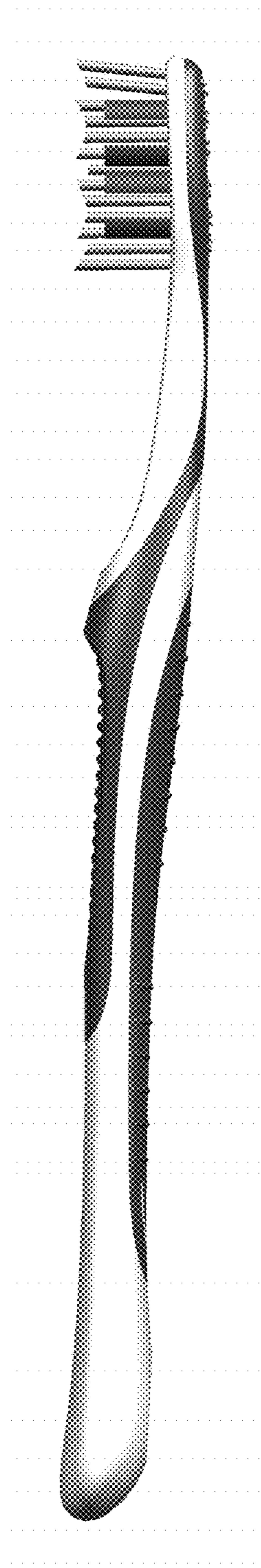


FIG. 2

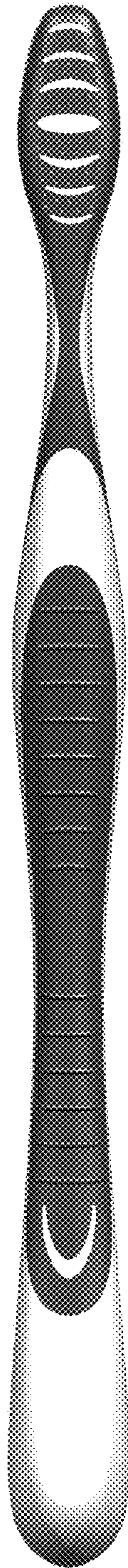


FIG. 3

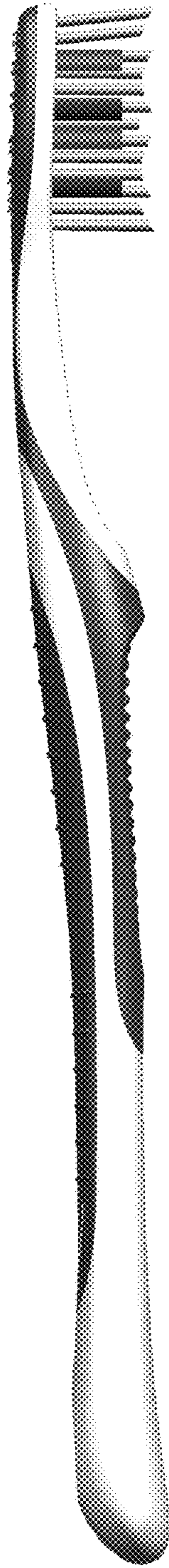


FIG. 4




FIG. 5




FIG. 6




FIG. 7



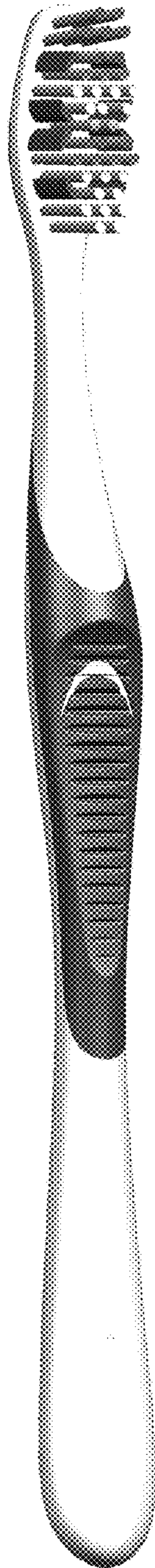


FIG. 8