



US00D781589S

(12) **United States Design Patent**  
**Xu**

(10) **Patent No.:** **US D781,589 S**  
(45) **Date of Patent:** **\*\* Mar. 21, 2017**

(54) **TOOTHBRUSH**  
(71) Applicant: **Meng Xu**, West Vancouver (CA)  
(72) Inventor: **Meng Xu**, West Vancouver (CA)  
(\*\*) Term: **15 Years**

(21) Appl. No.: **29/545,556**  
(22) Filed: **Nov. 13, 2015**  
(51) **LOC (10) Cl.** ..... **04-02**  
(52) **U.S. Cl.**  
USPC ..... **D4/104**  
(58) **Field of Classification Search**  
USPC ..... D4/101, 105, 106, 107, 108, 109, 110,  
D4/111, 112, 132, 134, 138; 15/110,  
15/143.1, 167.1, 167.2, 188, 207.2;  
132/308, 309, 311  
CPC .. A46B 5/02; A46B 5/026; A46B 3/00; A46B  
3/005; A46B 3/04; A46B 9/005; A46B  
9/06; A46B 9/028; A46B 9/04; A46B  
9/045; A46B 15/0075; A46B 15/0081;  
A46B 2200/10; A46B 2200/1026; A46B  
2200/1073; A46B 2200/1086  
See application file for complete search history.

(56) **References Cited**

**U.S. PATENT DOCUMENTS**

D340,584 S \* 10/1993 Handel ..... D4/104  
D407,224 S \* 3/1999 Wilson ..... D4/108  
D426,708 S \* 6/2000 Francis ..... D4/108  
6,076,223 A \* 6/2000 Dair ..... A46B 5/00  
15/143.1  
6,496,999 B1 \* 12/2002 Gleason ..... A46B 9/045  
15/167.1

D482,531 S \* 11/2003 Wong ..... D4/104  
D555,359 S \* 11/2007 Chen ..... D4/104  
D610,810 S \* 3/2010 Evans ..... D4/104  
D623,412 S \* 9/2010 Leet ..... D4/104  
D654,271 S \* 2/2012 Hayes ..... D4/108  
D677,058 S \* 3/2013 Xi ..... D4/108

**FOREIGN PATENT DOCUMENTS**

CN 300922110 \* 5/2009  
CN 302397375 \* 4/2013  
CN 303063557 \* 1/2015  
CN 303874328 \* 10/2016  
CN 303893119 \* 10/2016  
EM 000505821-0002 \* 5/2006  
EM 002241034-0001 \* 5/2013  
GB 4001160 \* 2/2007  
IL 46543 \* 8/2010  
KR 300874922-0000 \* 10/2016  
RU 00092065 \* 3/2015  
RU 00100373 \* 10/2016

\* cited by examiner

*Primary Examiner* — Karen E Eldridge Powers

(57) **CLAIM**

The ornamental design for a toothbrush, as shown.

**DESCRIPTION**

FIG. 1 is a front elevation view of a toothbrush showing my new design;  
FIG. 2 is a left side elevation view thereof;  
FIG. 3 is a rear elevation view thereof;  
FIG. 4 is a right side elevation view thereof;  
FIG. 5 is a top plan view thereof;  
FIG. 6 is a bottom plan view thereof;  
FIG. 7 is a rear perspective view thereof; and,  
FIG. 8 is a front perspective view thereof.

**1 Claim, 8 Drawing Sheets**

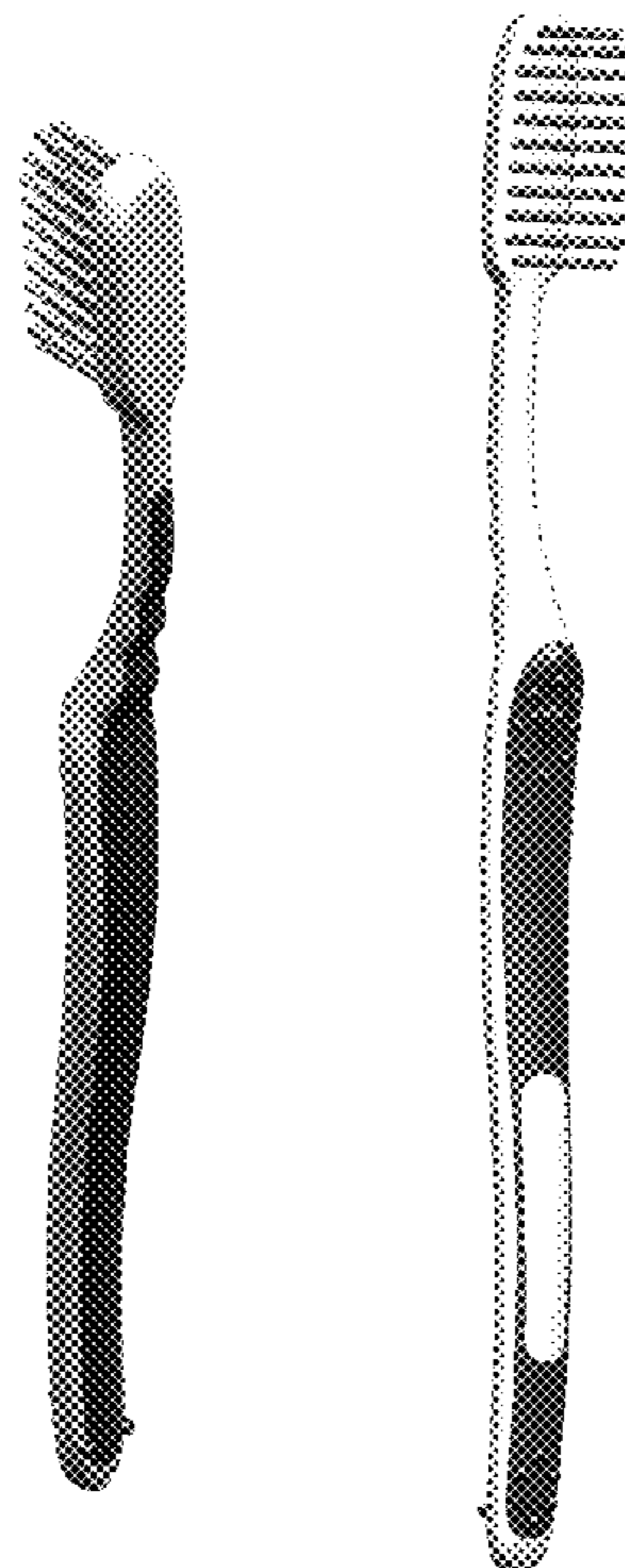




FIG. 1

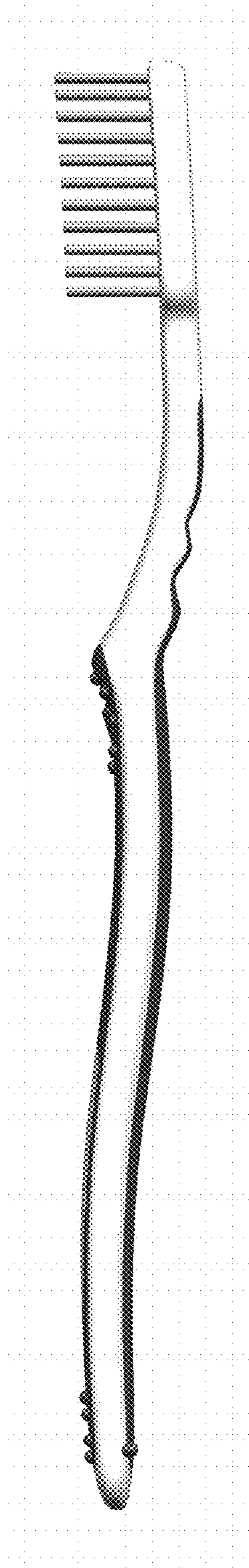


FIG. 2




FIG. 3

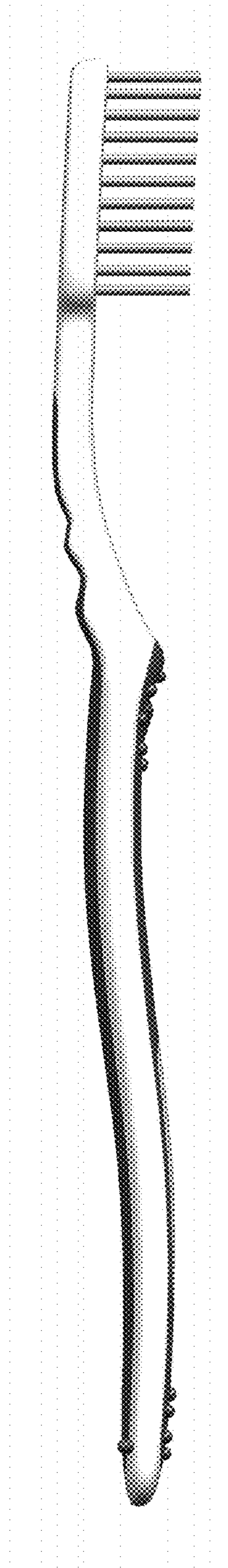


FIG. 4

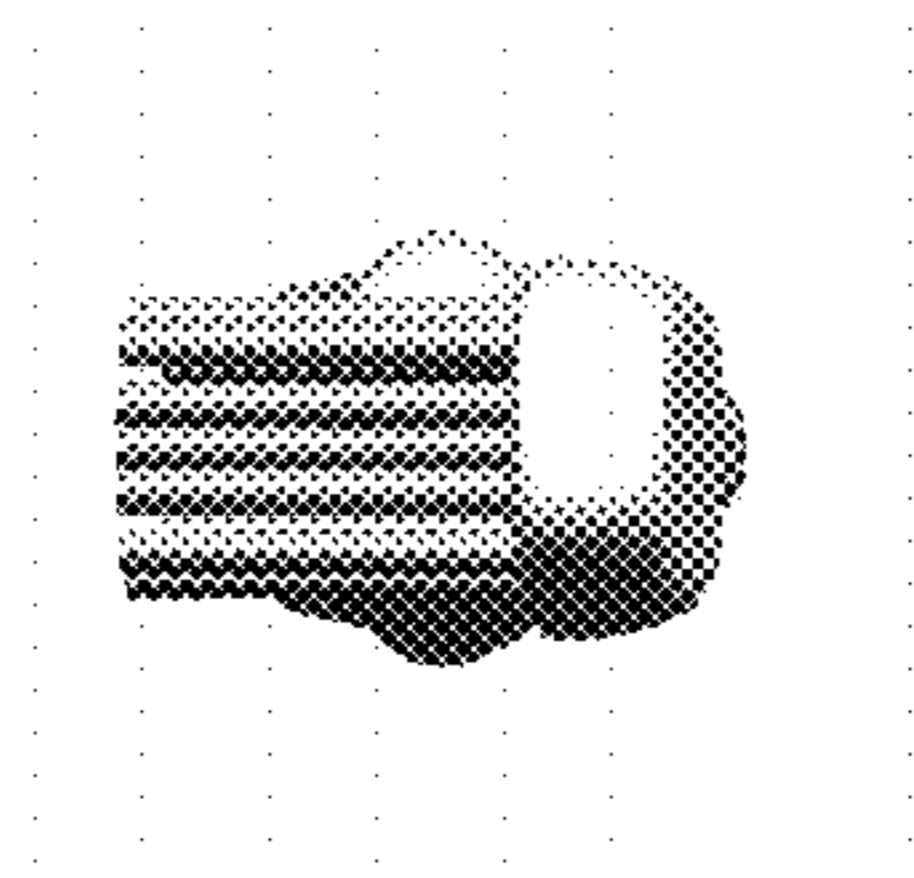


FIG. 5

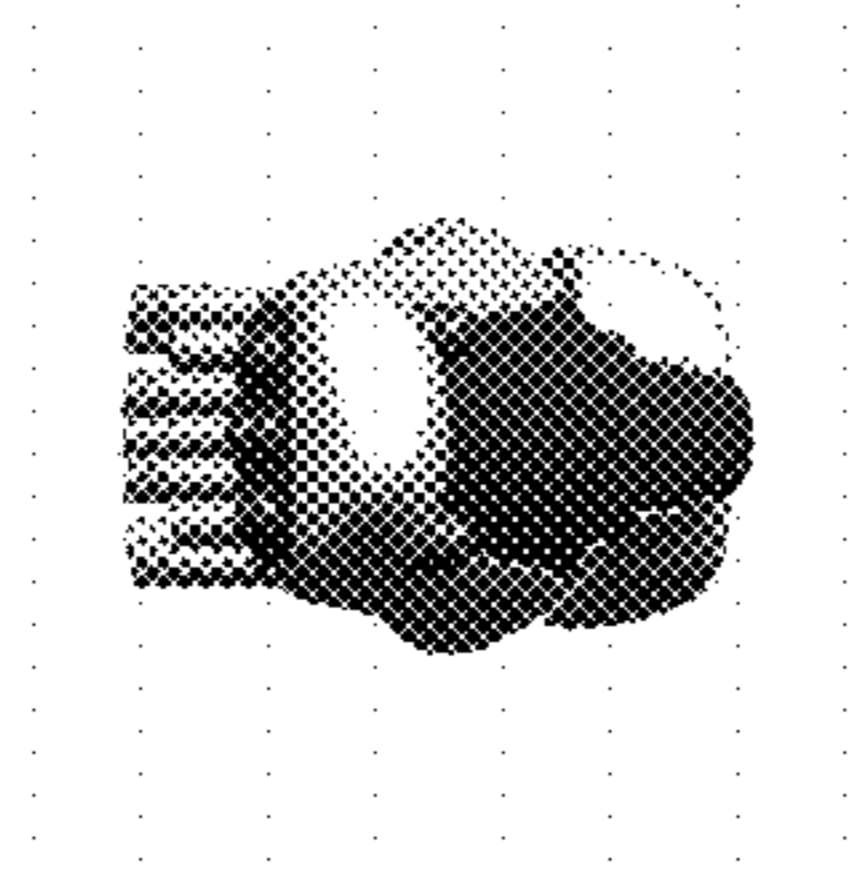


FIG. 6

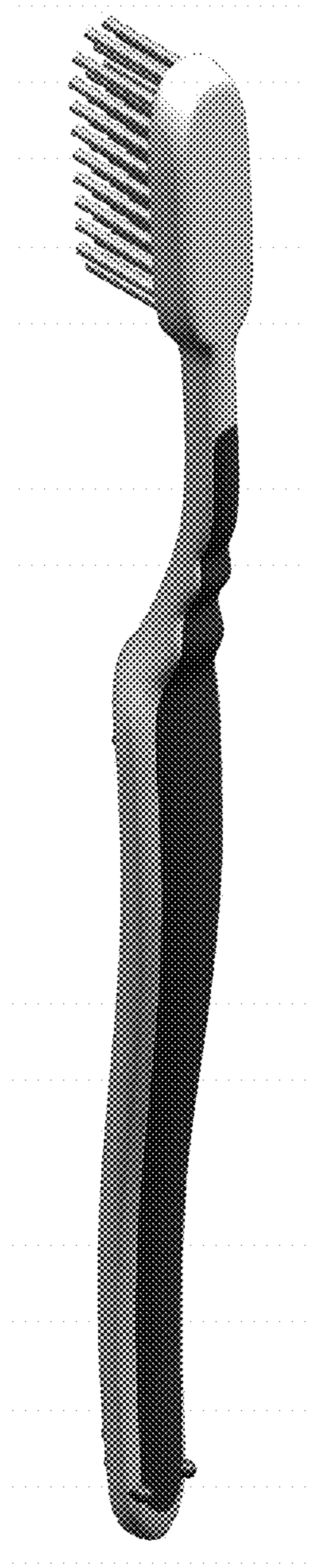


FIG. 7






FIG. 8