



US00D781581S

(12) **United States Design Patent** (10) **Patent No.:** **US D781,581 S**
Barclay et al. (45) **Date of Patent:** **** Mar. 21, 2017**

(54) **LEATHER WALLET**

Primary Examiner — Holly Baynham

(71) Applicant: **Paul Smith Group Holdings Limited**,
Nottingham (GB)

(74) *Attorney, Agent, or Firm* — Epstein Drangel LLP;
Robert L. Epstein

(72) Inventors: **Zoe Barclay**, London (GB); **Sara Lopez**, London (GB); **Rosie Davis**, London (GB); **Tanya Chancellor**, London (GB); **Andrew Stevenson**, London (GB)

(57) **CLAIM**

The ornamental design for leather wallet, substantially as shown and described.

(73) Assignee: **PAUL SMITH GROUP HOLDINGS LIMITED**, Nottingham (GB)

DESCRIPTION

(**) Term: **14 Years**

The patent or application file contains at least one drawing executed in color. Copies of this patent or patent application publication with color drawing(s) will be provided by the Office upon request and payment of the necessary fee.

(21) Appl. No.: **29/520,191**

FIG. 1 is a perspective view showing a portion of the exterior, bottom and one side of a first preferred embodiment our design;

(22) Filed: **Mar. 12, 2015**

FIG. 2 is a bottom elevation view of the first preferred embodiment our design;

(30) **Foreign Application Priority Data**

Sep. 12, 2014 (EM) 002536904-0001

Sep. 12, 2014 (EM) 002536904-0002

(Continued)

FIG. 3 is a perspective view showing the other portion of the exterior, top and other side of the first preferred embodiment our design;

(51) **LOC (10) Cl.** **03-01**

(52) **U.S. Cl.**
USPC **D3/247**

FIG. 4 is an elevation view of the exterior of the first preferred embodiment our design;

(58) **Field of Classification Search**

USPC D3/247, 249–253

(Continued)

FIG. 5 is an elevation view of the interior of the first preferred embodiment our design;

(56) **References Cited**

U.S. PATENT DOCUMENTS

D16,608 S * 4/1886 Buchanan D3/240

D144,925 S * 6/1946 Kalisher D3/245

(Continued)

FIG. 6 is a top elevation view of the first preferred embodiment our design;

FIG. 7 is a perspective view showing a portion of the exterior and top of a second preferred embodiment our design;

FIG. 8 is a bottom elevation view of the second preferred embodiment our design;

FIG. 9 is a perspective view of the other portion of the exterior and top of the second preferred embodiment our design;

FIG. 10 is a perspective view of one side of the second preferred embodiment our design;

FIG. 11 is a perspective view of the other side of the second preferred embodiment our design; and,

FIG. 12 is a top elevation view of the second preferred embodiment our design.

(Continued)

OTHER PUBLICATIONS

Railway Pattern Design created by Tom Emerson, Stephanie Macdonald and John Ross.



The shape of the zipper pulls depicted in the drawings do not constitute part of the claimed design.

**1 Claim, 6 Drawing Sheets
(6 of 6 Drawing Sheet(s) Filed in Color)**

(30) **Foreign Application Priority Data**

Sep. 12, 2014 (EM) 002536904-0003
Sep. 12, 2014 (EM) 002536904-0004
Sep. 12, 2014 (EM) 002536904-0005
Sep. 12, 2014 (EM) 002536904-0006
Sep. 12, 2014 (EM) 002536904-0007
Sep. 12, 2014 (EM) 002536904-0008
Sep. 12, 2014 (EM) 002536904-0009

Sep. 12, 2014 (EM) 002536904-0010
Sep. 12, 2014 (EM) 002536904-0011
Sep. 12, 2014 (EM) 002536904-0012

(58) **Field of Classification Search**

CPC A45C 1/06; A45C 3/08
See application file for complete search history.

(56) **References Cited**

U.S. PATENT DOCUMENTS

D525,028 S * 7/2006 Metsch D3/234
D554,366 S * 11/2007 Morris D3/232
D554,857 S * 11/2007 Kline D3/232
D596,846 S * 7/2009 Nelson D3/232
D661,485 S * 6/2012 Lopes D3/232
D693,117 S * 11/2013 Maier D3/232
D712,139 S * 9/2014 Klusener D3/232

* cited by examiner




FIG. 1




FIG. 2




FIG. 3




FIG. 4



FIG. 5




FIG. 6




FIG. 7

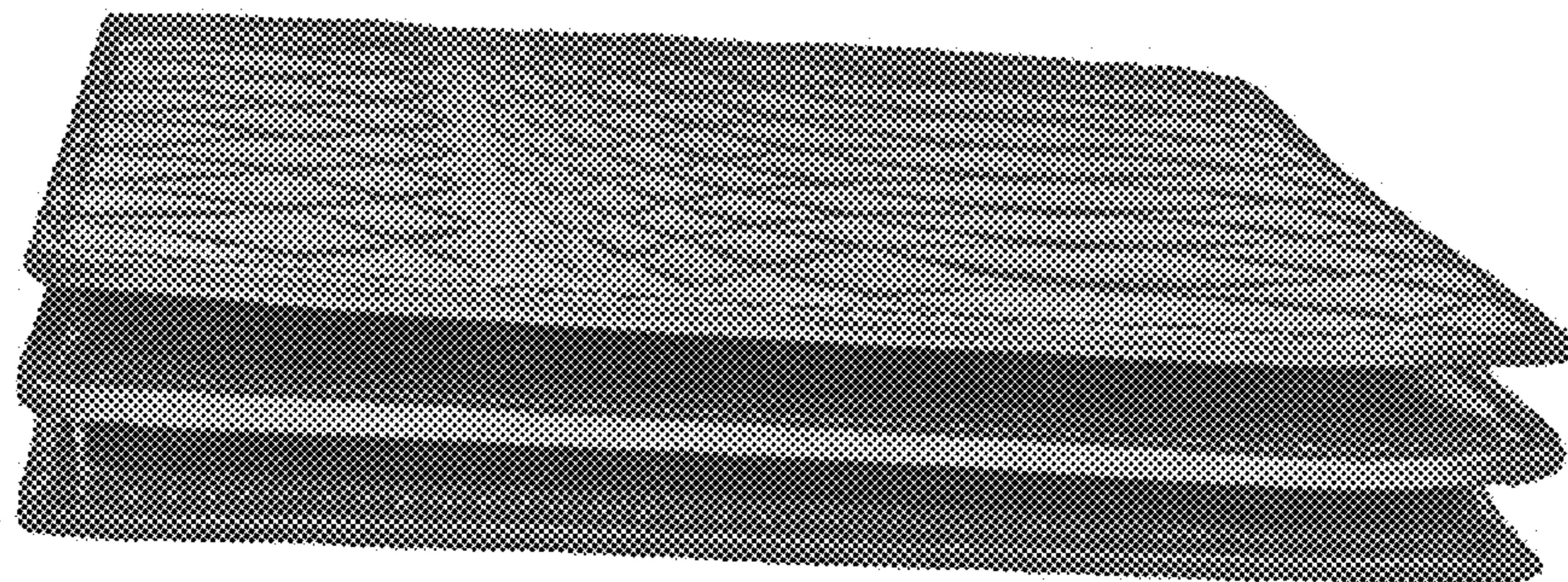


FIG. 8




FIG. 9

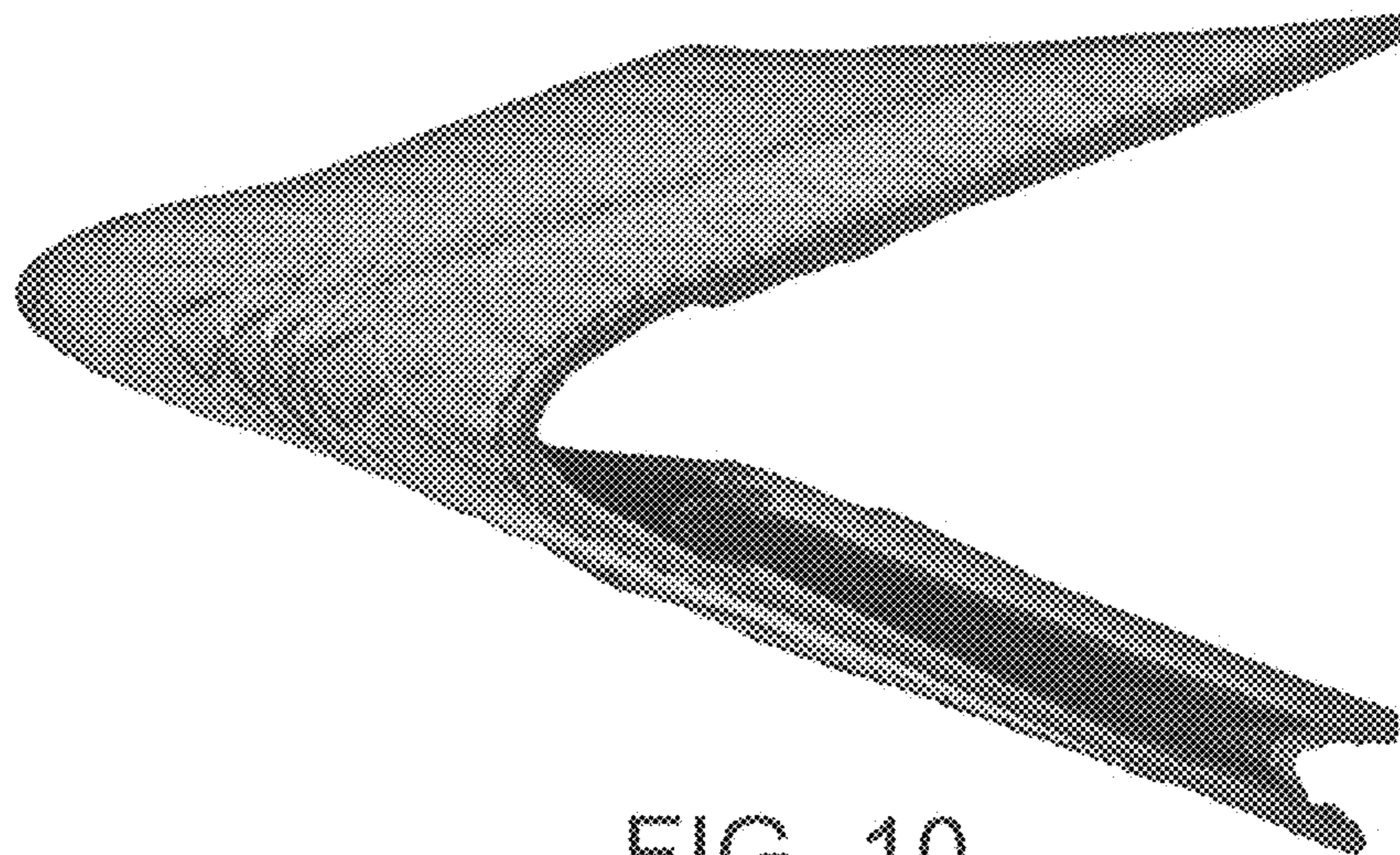


FIG. 10




FIG. 11




FIG. 12