



US00D781579S

(12) **United States Design Patent**
Kropik

(10) **Patent No.:** **US D781,579 S**

(45) **Date of Patent:** **** Mar. 21, 2017**

(54) **FRINGED BAG**

(71) Applicant: **Kay Layne Kropik**, College Station,
TX (US)

(72) Inventor: **Kay Layne Kropik**, College Station,
TX (US)

(**) Term: **15 Years**

(21) Appl. No.: **29/556,488**

(22) Filed: **Mar. 1, 2016**

(51) **LOC (10) Cl.** **03-01**

(52) **U.S. Cl.**
USPC **D3/243**

(58) **Field of Classification Search**
USPC D3/232–233, 240–243, 245–246
CPC A45C 1/024; A45C 3/06
See application file for complete search history.

(56) **References Cited**

U.S. PATENT DOCUMENTS

D368,367 S *	4/1996	Sharp	D3/226
D575,954 S *	9/2008	Gerbi	D3/232
D630,431 S *	1/2011	Gonzalez	D3/232
D657,139 S *	4/2012	Gerbi	D3/232
D699,433 S *	2/2014	Kuster	D3/232

(Continued)

OTHER PUBLICATIONS

Attached Document Illustrating a Louis Vuitton Saint Cloud Shoulder Bag.

Primary Examiner — Holly Baynham

(74) *Attorney, Agent, or Firm* — Patterson Intellectual Property Law, P.C.; Garrett M. Hausman

(57) **CLAIM**

What is claimed is the ornamental design for a fringed bag, as shown and described.

DESCRIPTION

FIG. 1 is a front perspective view showing the fringed bag. The broken lines on the ring on the front of the bag are shown to define boundaries of potential identifying or decorative features which are not part of the claimed design. The areas within the broken line boundaries are not part of the claimed design.

FIG. 2 is a rear perspective view of the fringed bag of FIG. 1.

FIG. 3 is a front elevation view of the fringed bag of FIG. 1. The broken lines on the ring on the front of the bag are shown to define boundaries of potential identifying or decorative features which are not part of the claimed design. The areas within the broken line boundaries are not part of the claimed design.

FIG. 4 is a right side elevation view of the fringed bag of FIG. 1.

FIG. 5 is a left side elevation view of the fringed bag of FIG. 1.


FIG. 6 is a rear elevation view of the fringed bag of FIG. 1.

FIG. 7 is a top plan view of the fringed bag of FIG. 1.

FIG. 8 is a bottom plan view of the fringed bag of FIG. 1; and,

FIG. 9 is a front elevation view of the fringed bag of FIG. 1 shown with an accompanying strap. The broken lines on the ring on the front of the bag are shown to define boundaries of potential identifying or decorative features which are not part of the claimed design. The broken lines forming the accompanying strap are shown to provide environmental context for the fringed bag and are not part of the claimed design. The areas within the broken line boundaries are not part of the claimed design.

1 Claim, 7 Drawing Sheets



(56)

References Cited

U.S. PATENT DOCUMENTS

D749,841 S	*	2/2016	Sassi	D3/232
D756,111 S	*	5/2016	Slimane	D3/232
D756,112 S	*	5/2016	Slimane	D3/232

* cited by examiner




FIG. 1

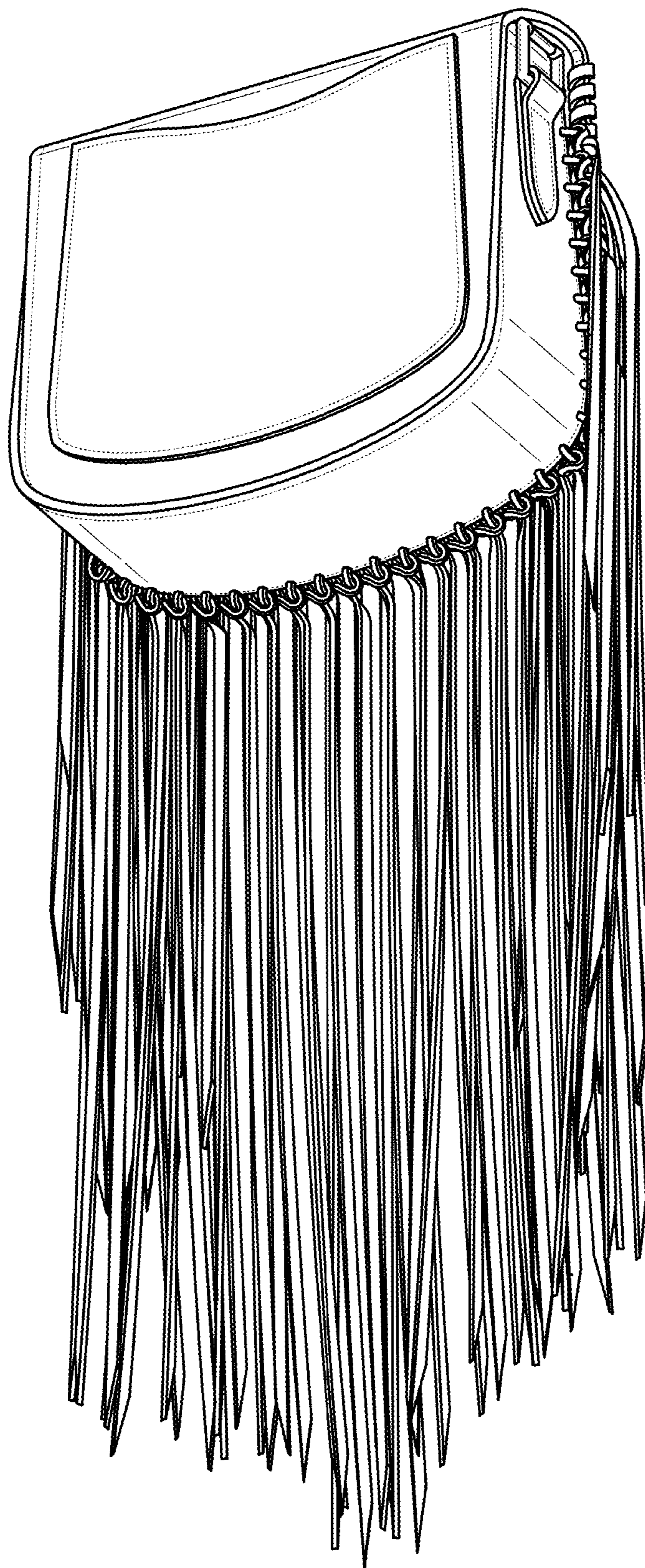


FIG. 2




FIG. 3



FIG. 4

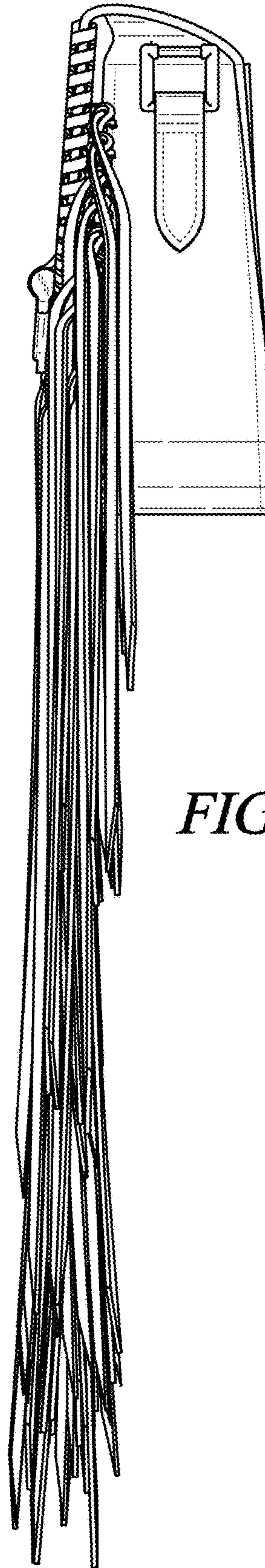


FIG. 5



FIG. 6

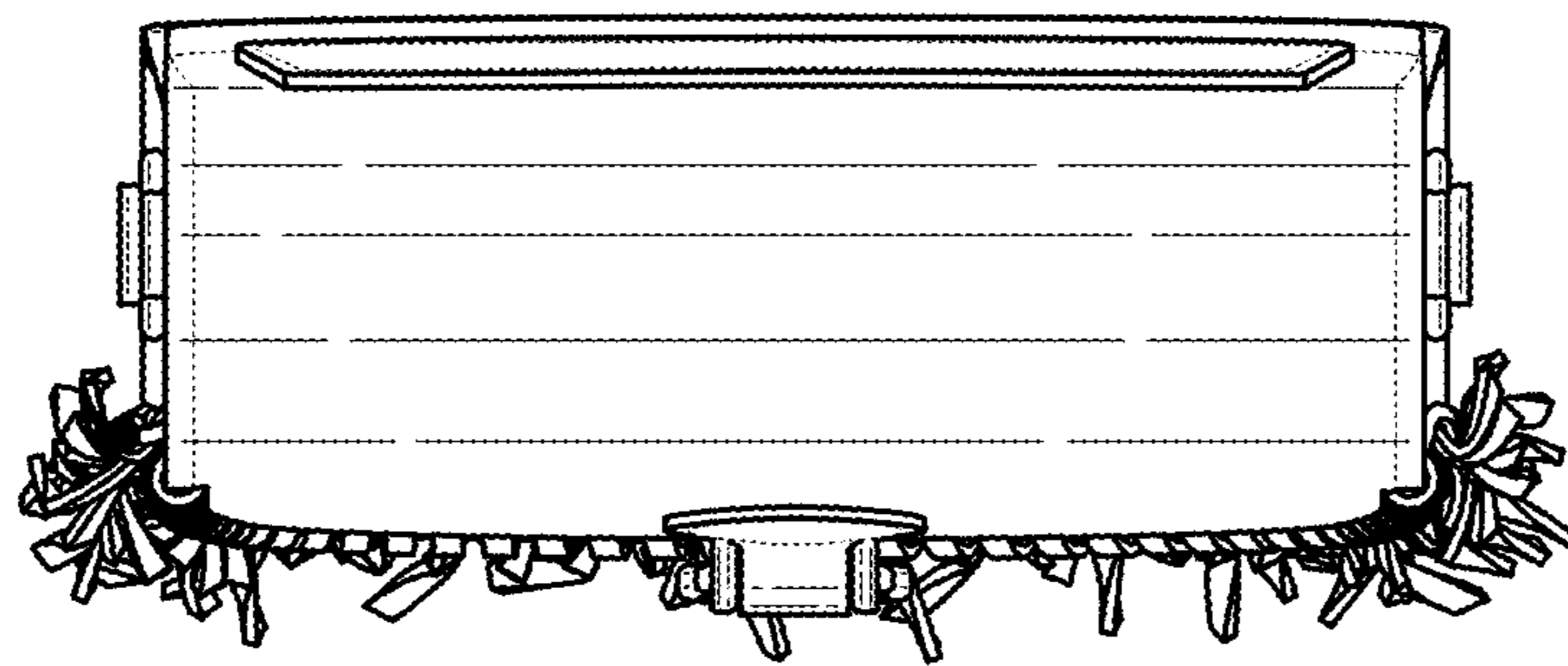


FIG. 7




FIG. 8

FIG. 9

