



US00D781561S

(12) **United States Design Patent**
Gibson

(10) **Patent No.:** **US D781,561 S**

(45) **Date of Patent:** **** Mar. 21, 2017**

(54) **SHOE UPPER**

(71) Applicant: **NIKE, Inc.**, Beaverton, OR (US)

(72) Inventor: **Lee Gibson**, Portland, OR (US)

(73) Assignee: **NIKE, Inc.**, Beaverton, OR (US)

(**) Term: **15 Years**

(21) Appl. No.: **29/551,084**

(22) Filed: **Jan. 11, 2016**

(51) **LOC (10) Cl.** **02-99**

(52) **U.S. Cl.**
USPC **D2/972**

(58) **Field of Classification Search**
USPC D2/902, 907, 912, 915, 946, 947, 950,
D2/960, 969, 972-974, 977; 36/3 B,
36/22 R, 24.5, 25 R, 28, 32 R, 34 R,
36/59 C, 67 A, 103; D5/47
CPC A43B 1/04; A43B 3/0078; A43B 5/06;
A43B 9/02; A43B 9/04; A43B 11/00;
A43B 23/0205; A43B 23/0245; A43B
23/025; A43B 23/027; A43B 23/04; A43B
23/042; A43B 23/24; A43B 23/25
See application file for complete search history.

(56) **References Cited**

U.S. PATENT DOCUMENTS

D298,282 S *	11/1988	Brown	D2/973
5,243,772 A *	9/1993	Francis	A43B 5/00 36/106
D341,701 S *	11/1993	McDonald	D2/969
D357,796 S *	5/1995	Crowley, II	D2/972
D359,387 S *	6/1995	Van Noy	D2/969
D522,722 S *	6/2006	Wilkenfeld	D2/902
D620,690 S *	8/2010	Banik	D2/946

D636,575 S *	4/2011	Raysse	D2/969
D642,785 S *	8/2011	Mayden	D2/972
D661,079 S *	6/2012	Yang	D2/969
D676,649 S *	2/2013	Fogg	D2/972
D690,093 S *	9/2013	Dombrow	D2/972
D710,083 S *	8/2014	Dolce	D2/972
D765,963 S *	9/2016	Lopatic	D2/969
D769,601 S *	10/2016	Hardman	D2/972

OTHER PUBLICATIONS

Young, Cool, and Free: The Nike Free Viritous and Socfly [online], [retrieved Dec. 28, 2016], Retrieved from Internet <URL: <http://news.nike.com/news/young-cool-and-free-the-nike-free-viritous-and-socfly>>; 8 color sheets, Dated Apr. 2, 2015.

* cited by examiner

Primary Examiner — Sandra Snapp
Assistant Examiner — Katherine Glennon
(74) *Attorney, Agent, or Firm* — Banner & Witcoff, Ltd.

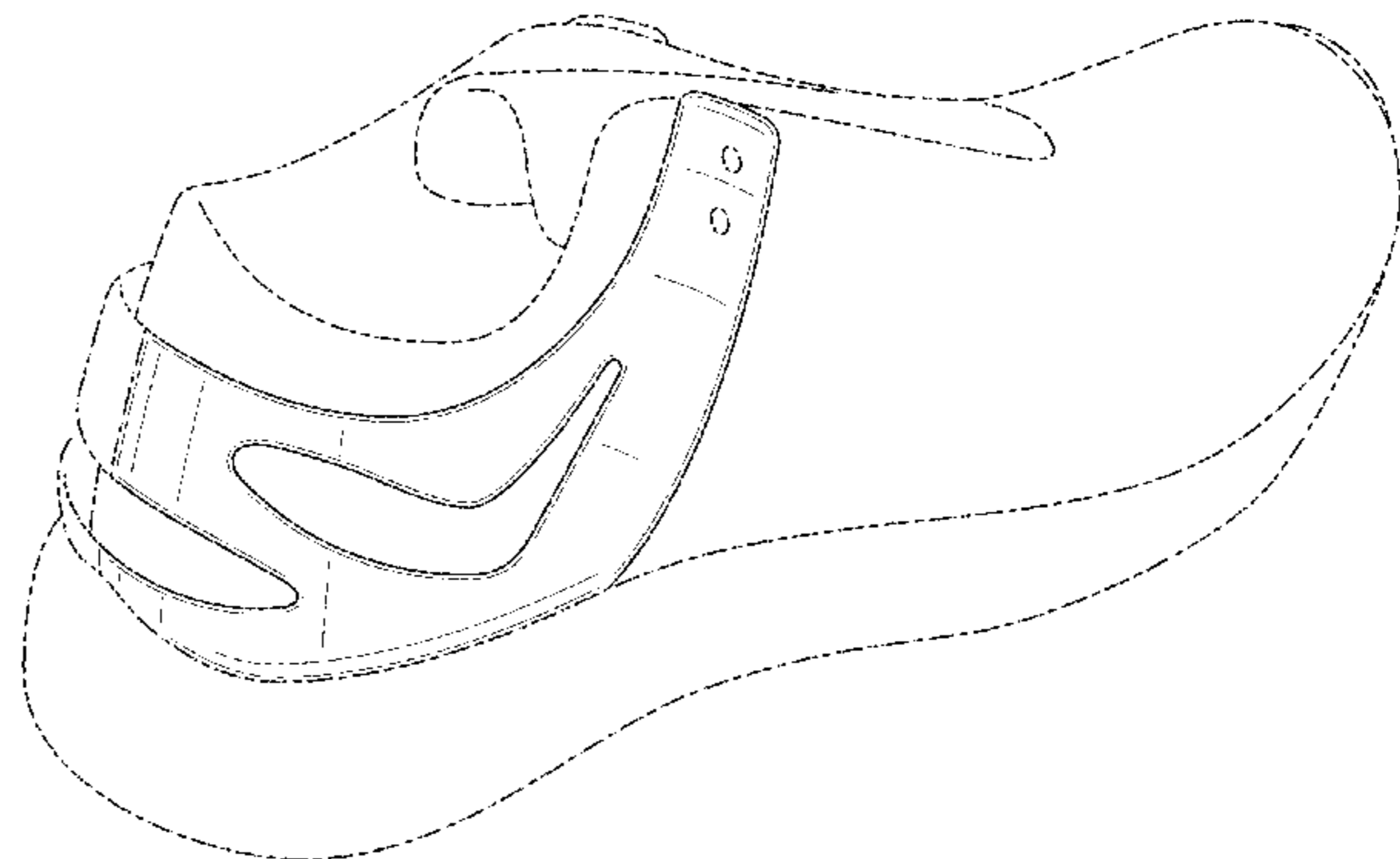
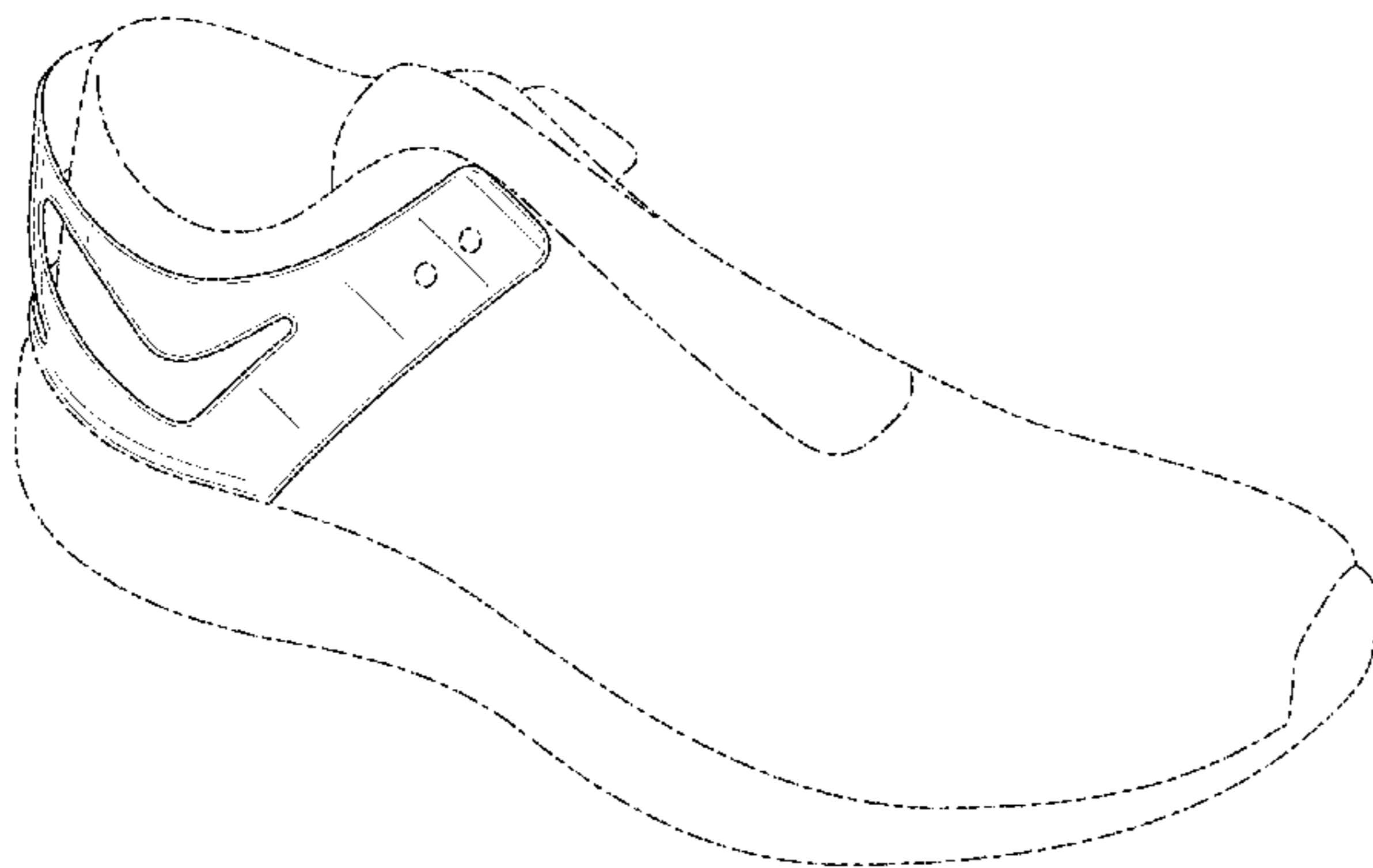
(57) **CLAIM**

The ornamental design for a shoe upper, as shown and described.

DESCRIPTION

FIG. 1 is a front perspective view of a shoe upper showing my new design;
FIG. 2 is a side view thereof; and,
FIG. 3 is a rear perspective view thereof.
The broken lines immediately adjacent to the shaded area represent unclaimed boundaries of the design. The unshaded regions within the shaded area that are demarcated by broken lines or solid lines form no part of the claimed design. The broken lines showing the remainder of the shoe are for environmental purposes only and form no part of the claimed design.

1 Claim, 3 Drawing Sheets



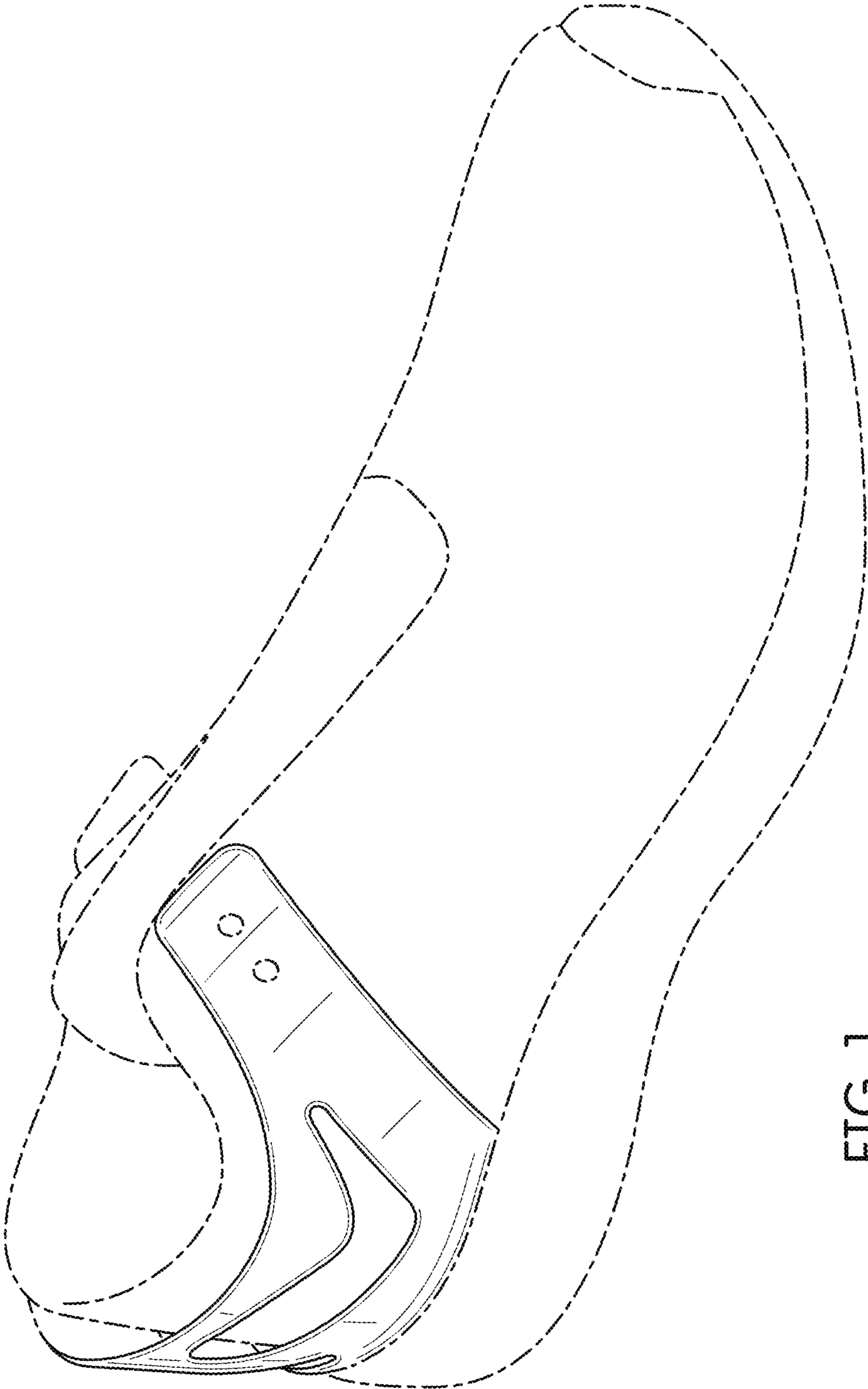


FIG. 1

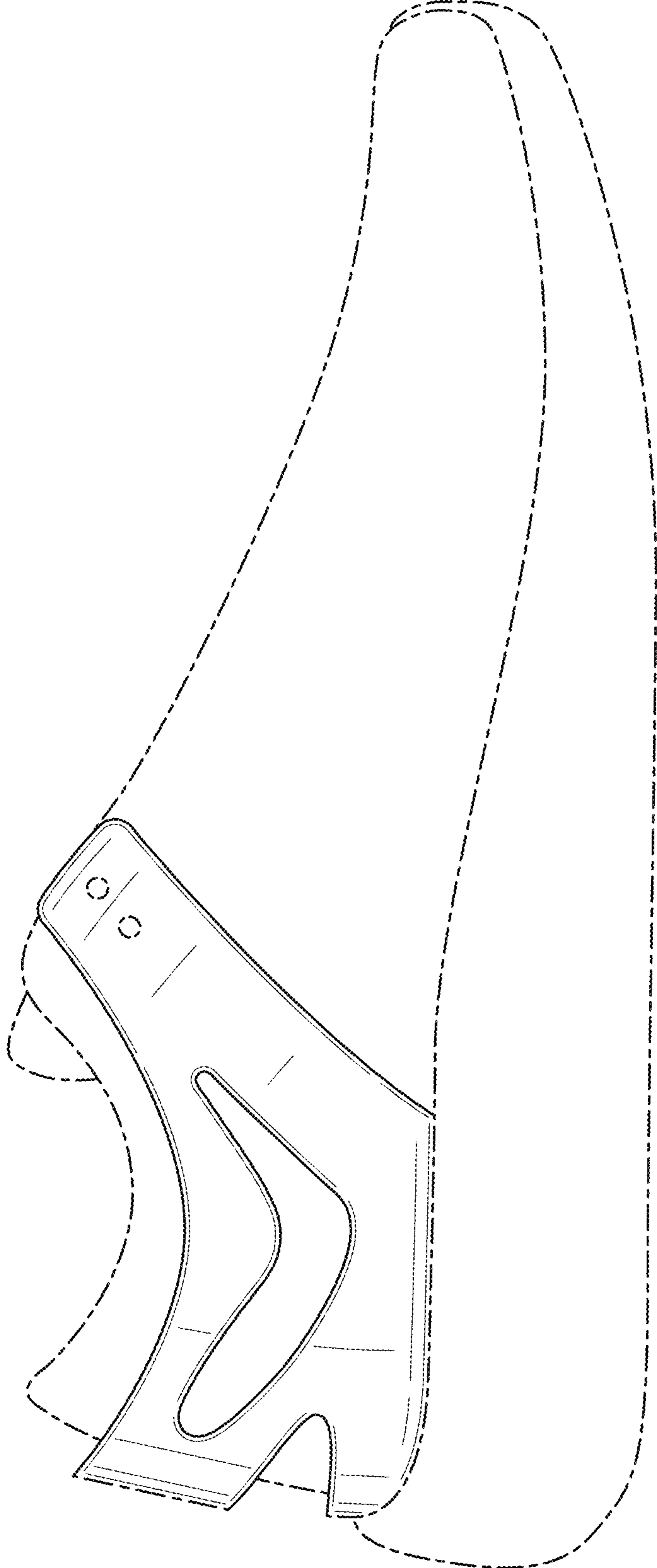


FIG. 2

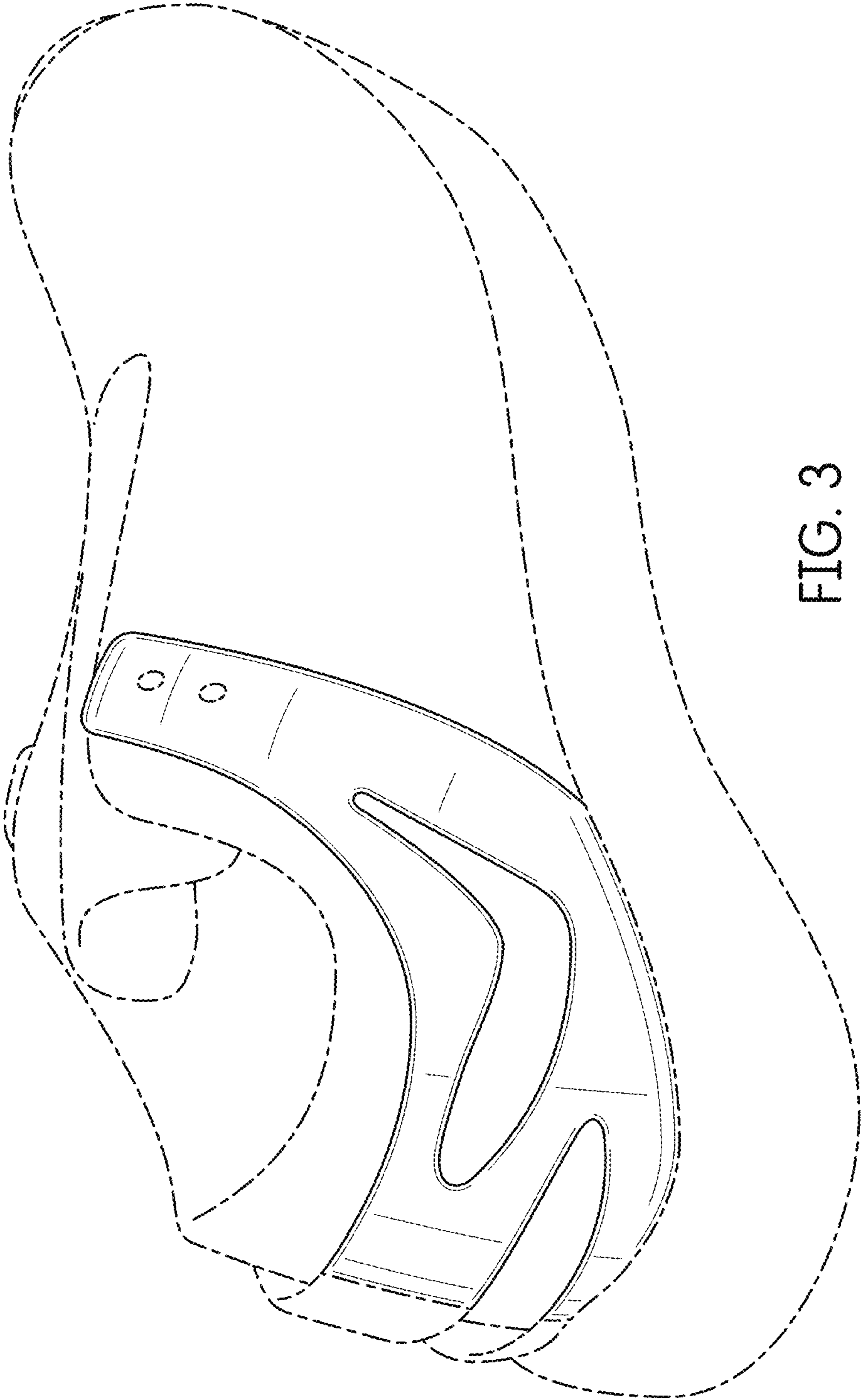


FIG. 3