



US00D781559S

(12) **United States Design Patent**
Williams, Jr.

(10) **Patent No.:** **US D781,559 S**
(45) **Date of Patent:** **** Mar. 21, 2017**

- (54) **SHOE UPPER**
- (71) Applicant: **NIKE, Inc.**, Beaverton, OR (US)
- (72) Inventor: **Robert C. Williams, Jr.**, Tigard, OR (US)
- (73) Assignee: **NIKE, Inc.**, Beaverton, OR (US)
- (**) Term: **15 Years**
- (21) Appl. No.: **29/536,818**
- (22) Filed: **Aug. 19, 2015**
- (51) **LOC (10) Cl.** **02-99**
- (52) **U.S. Cl.**
USPC **D2/972**
- (58) **Field of Classification Search**
USPC D2/902, 906-908, 912, 944, 946, 969, D2/970, 972-974
CPC ... A43B 13/181; A43B 13/141; A43B 13/186; A43B 13/188; A43B 23/00; A43B 23/02; A43B 5/00; A43B 23/26; A43B 1/04; A43B 11/14; A43B 7/00; A43C 1/00; A43C 11/00
See application file for complete search history.

(56) **References Cited**

U.S. PATENT DOCUMENTS

2,147,197 A *	2/1939	Glidden	A43B 1/02 D2/912
D128,617 S	8/1941	Brady et al.	
D149,139 S *	3/1948	Parker	D2/902
D302,899 S	8/1989	Brown	
D312,527 S *	12/1990	Hatfield	D2/969
D312,919 S *	12/1990	Aveni	D2/973
D330,967 S *	11/1992	Aveni	D2/970
D370,117 S *	5/1996	Worthington	D2/969
D412,780 S	8/1999	Hatfield et al.	

D461,304 S	8/2002	Clegg	
D491,718 S	6/2004	Link	
D495,867 S	9/2004	Avar	
D526,772 S	8/2006	Cass	
D529,271 S	10/2006	Kuerbis	
D549,948 S *	9/2007	Hui	D2/972
D550,946 S *	9/2007	Lotti	D2/972
D570,091 S *	6/2008	Hatfield	D2/972
D583,545 S	12/2008	Lee	
D586,110 S	2/2009	Lotti	
D595,496 S	7/2009	Mayden	
D595,950 S *	7/2009	Mayden	D2/972
D613,933 S *	4/2010	Chang	D2/972
D636,568 S	4/2011	McMillan	
D643,616 S *	8/2011	Caine	D2/972
D668,441 S	10/2012	Shaffer	
D687,221 S	8/2013	Taylor	
D699,933 S	2/2014	Rasmussen	
D700,428 S *	3/2014	Kuerbis	D2/972

(Continued)

Primary Examiner — Dominic Simone

(74) *Attorney, Agent, or Firm* — Banner & Witcoff, Ltd.

(57) **CLAIM**

The ornamental design for a shoe upper, as shown and described.

DESCRIPTION

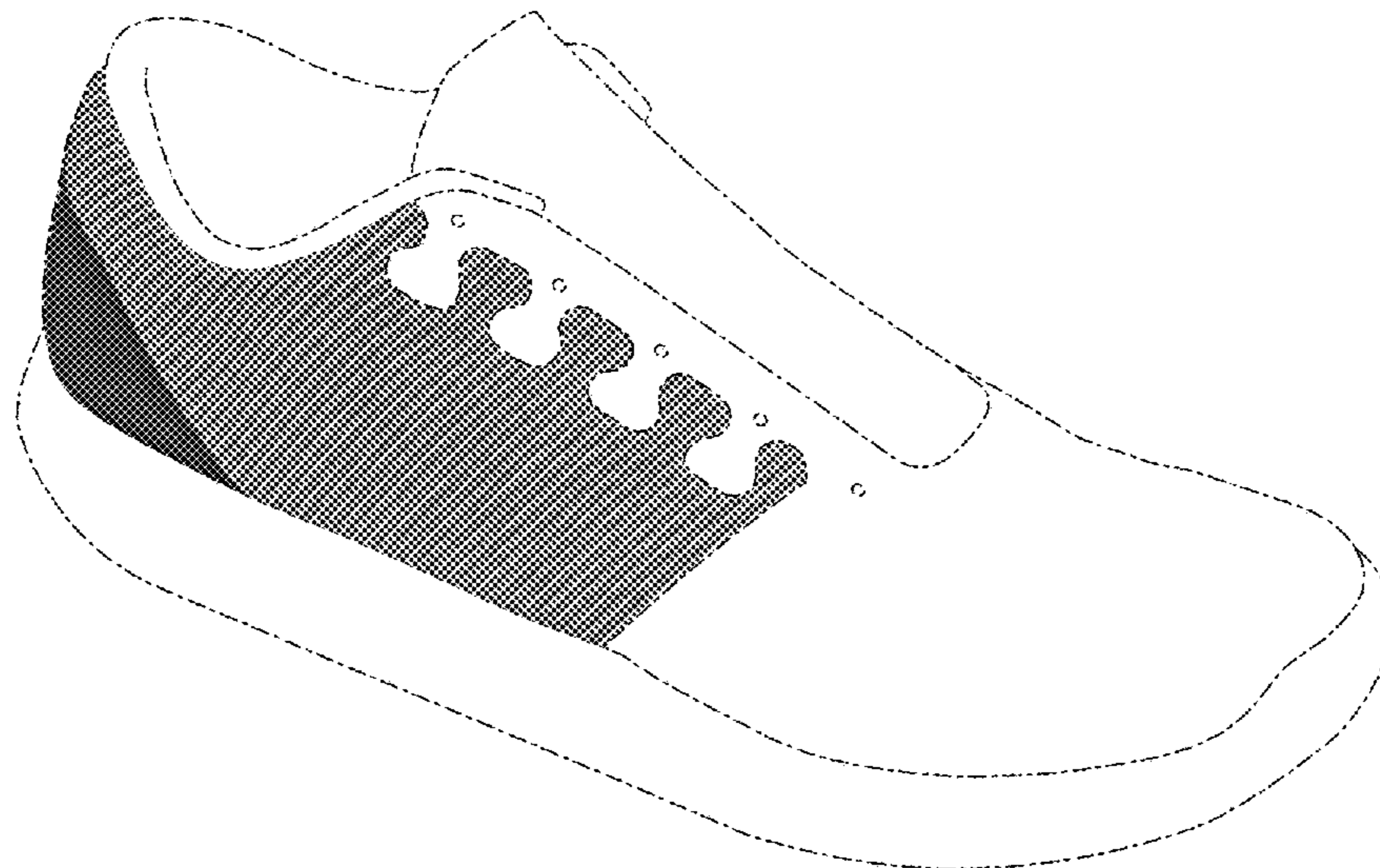
FIG. 1 is a front perspective view of a shoe upper showing my new design;

FIG. 2 is a side view thereof; and,

FIG. 3 is a rear perspective view thereof.

The photographic area is claimed. The broken lines immediately adjacent to the photographic area represent unclaimed boundaries of the design. The lack of a broken or solid line immediately adjacent to the photographic area indicates a claimed edge of the design. The broken lines showing the remainder of the shoe are for environmental purposes only and form no part of the claimed design.

1 Claim, 3 Drawing Sheets



(56)

References Cited

U.S. PATENT DOCUMENTS

D707,951 S 7/2014 McCullagh
D721,479 S * 1/2015 de Montgolfier D2/972
D725,895 S * 4/2015 Cin D2/972

* cited by examiner

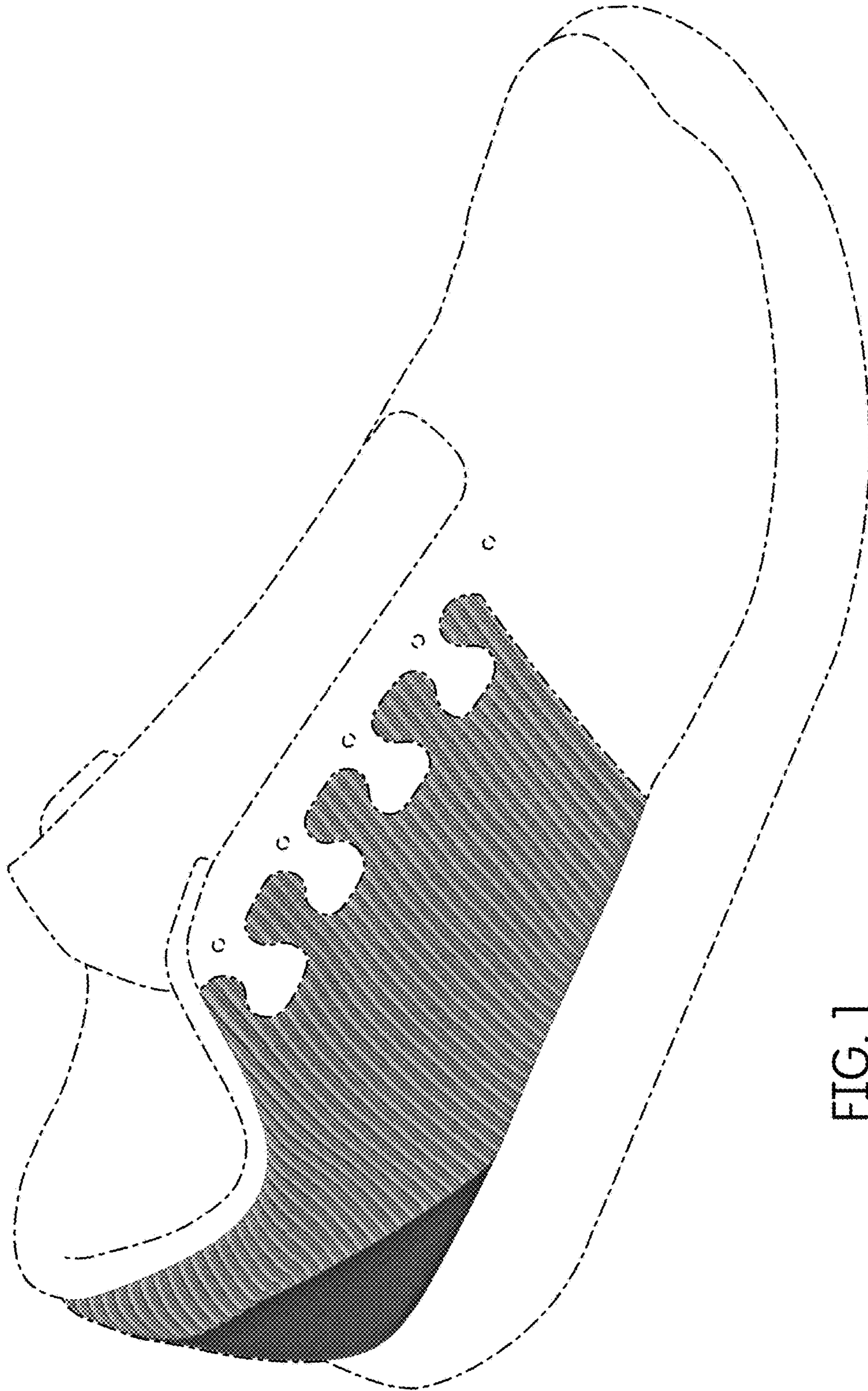


FIG. 1

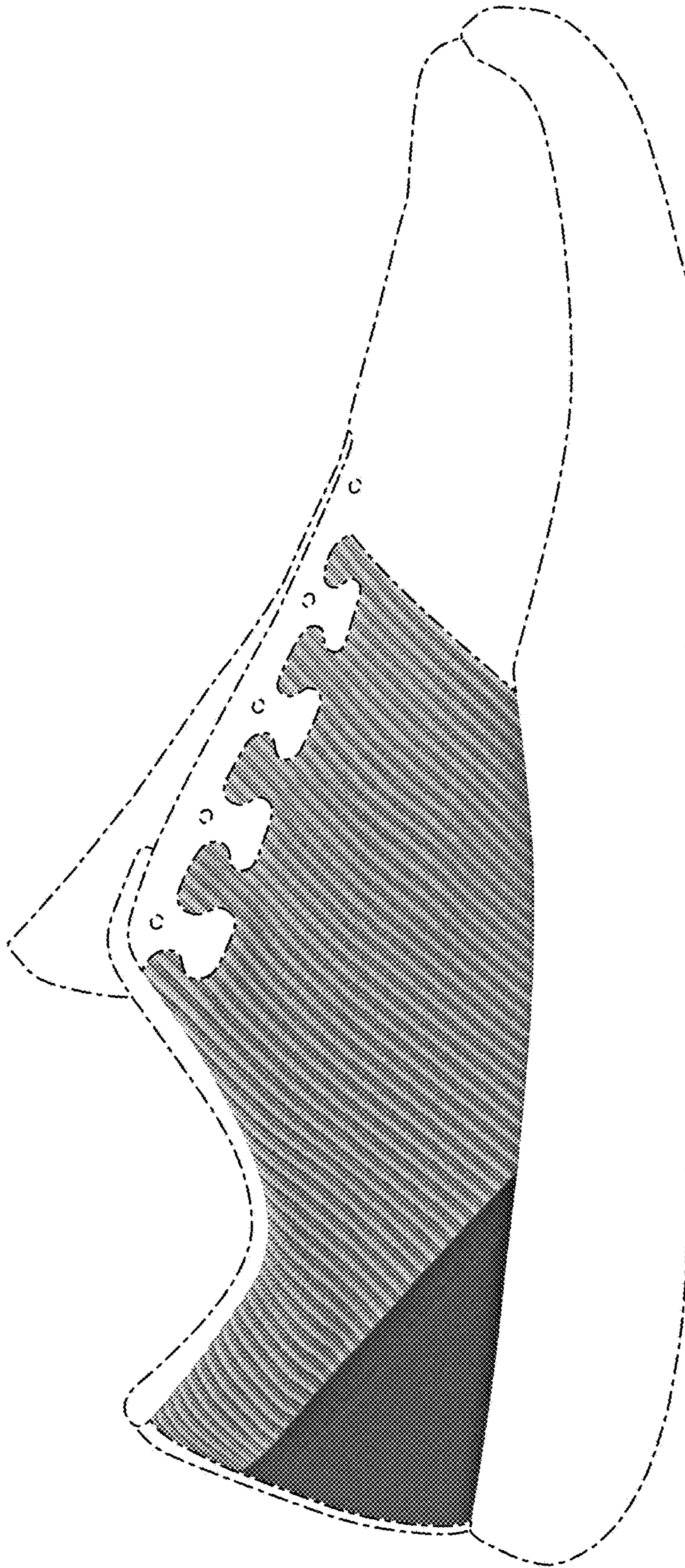


FIG. 2

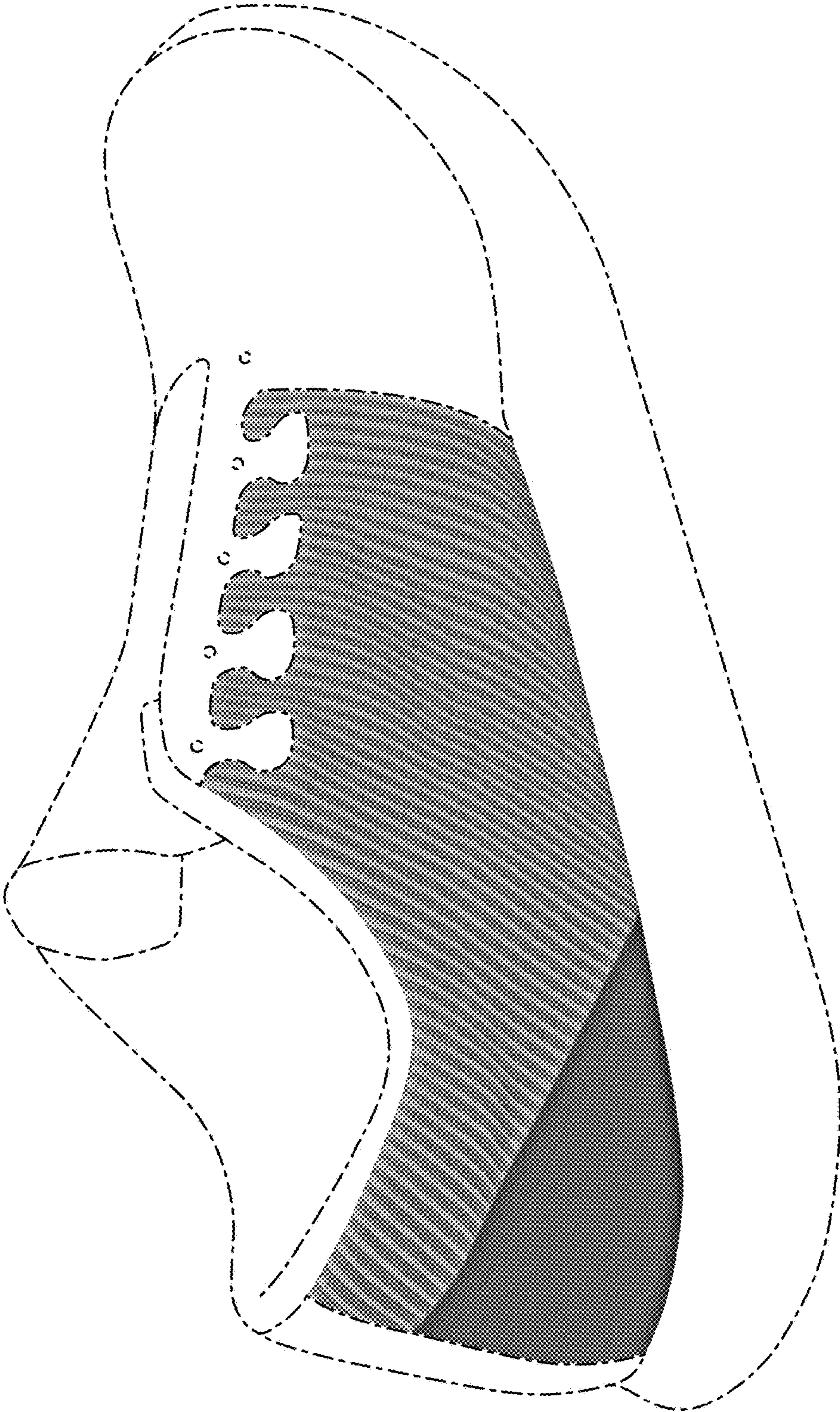


FIG. 3