



US00D781556S

(12) **United States Design Patent**  
**Nethongkome**

(10) **Patent No.:** **US D781,556 S**

(45) **Date of Patent:** **\*\* Mar. 21, 2017**

(54) **SHOE UPPER**

(71) Applicant: **NIKE, Inc.**, Beaverton, OR (US)

(72) Inventor: **Benjamin Nethongkome**, Beaverton, OR (US)

(73) Assignee: **NIKE, Inc.**, Beaverton, OR (US)

(\*\*) Term: **15 Years**

(21) Appl. No.: **29/536,630**

(22) Filed: **Aug. 18, 2015**

(51) **LOC (10) Cl.** ..... **02-99**

(52) **U.S. Cl.**  
USPC ..... **D2/972**

(58) **Field of Classification Search**  
USPC ..... D2/902, 906-908, 944, 946, 969,  
D2/972-974  
CPC ... A43B 13/181; A43B 13/141; A43B 13/186;  
A43B 13/188; A43B 23/00; A43B 23/02;  
A43B 5/00; A43B 23/26; A43B 1/04;  
A43B 11/14; A43B 7/00; A43C 1/00;  
A43C 11/00  
See application file for complete search history.

(56) **References Cited**

**U.S. PATENT DOCUMENTS**

D110,183 S	6/1938	Levin	
D432,780 S	10/2000	Hardy	
D475,518 S *	6/2003	Lotti	D2/972
D508,765 S *	8/2005	Lotti	D2/969
D512,214 S	12/2005	Hatfield	
D523,624 S *	6/2006	Kuerbis	D2/972
D529,705 S *	10/2006	Lupo	D2/972
D532,194 S	11/2006	Cessor	
D595,045 S	6/2009	Dolan	
D595,498 S	7/2009	Dolan	
D610,340 S	2/2010	Cooper	

D623,841 S	9/2010	Maejima	
D633,697 S	3/2011	Mann	
D636,581 S	4/2011	Petrie	
D636,582 S	4/2011	Petrie	
D642,368 S	8/2011	Link	
D646,879 S	10/2011	Huynh	
D646,880 S	10/2011	Huynh	
D646,882 S	10/2011	Huynh	
D681,934 S	5/2013	Mueller	
D683,126 S	5/2013	Parrett	
D683,127 S	5/2013	Parrett	
D683,531 S	6/2013	Parrett	
D684,760 S	6/2013	Williams, Jr.	
D684,761 S	6/2013	Williams, Jr.	
D701,036 S *	3/2014	Martin	D2/972
D716,540 S	11/2014	Anceresi et al.	

(Continued)

*Primary Examiner* — Dominic Simone

(74) *Attorney, Agent, or Firm* — Banner & Witcoff, Ltd.

(57) **CLAIM**

The ornamental design for a shoe upper, as shown and described.

**DESCRIPTION**

FIG. 1 is a front perspective view of a shoe upper showing my new design;

FIG. 2 is a side view thereof;

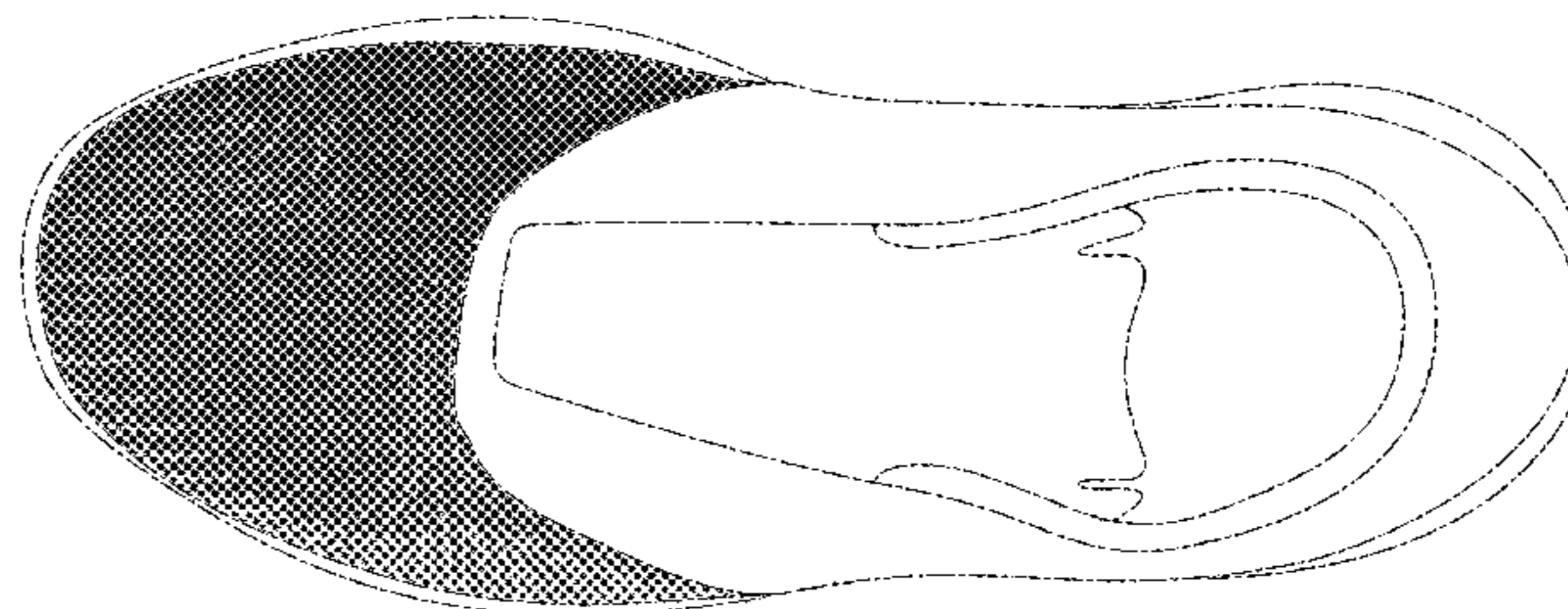
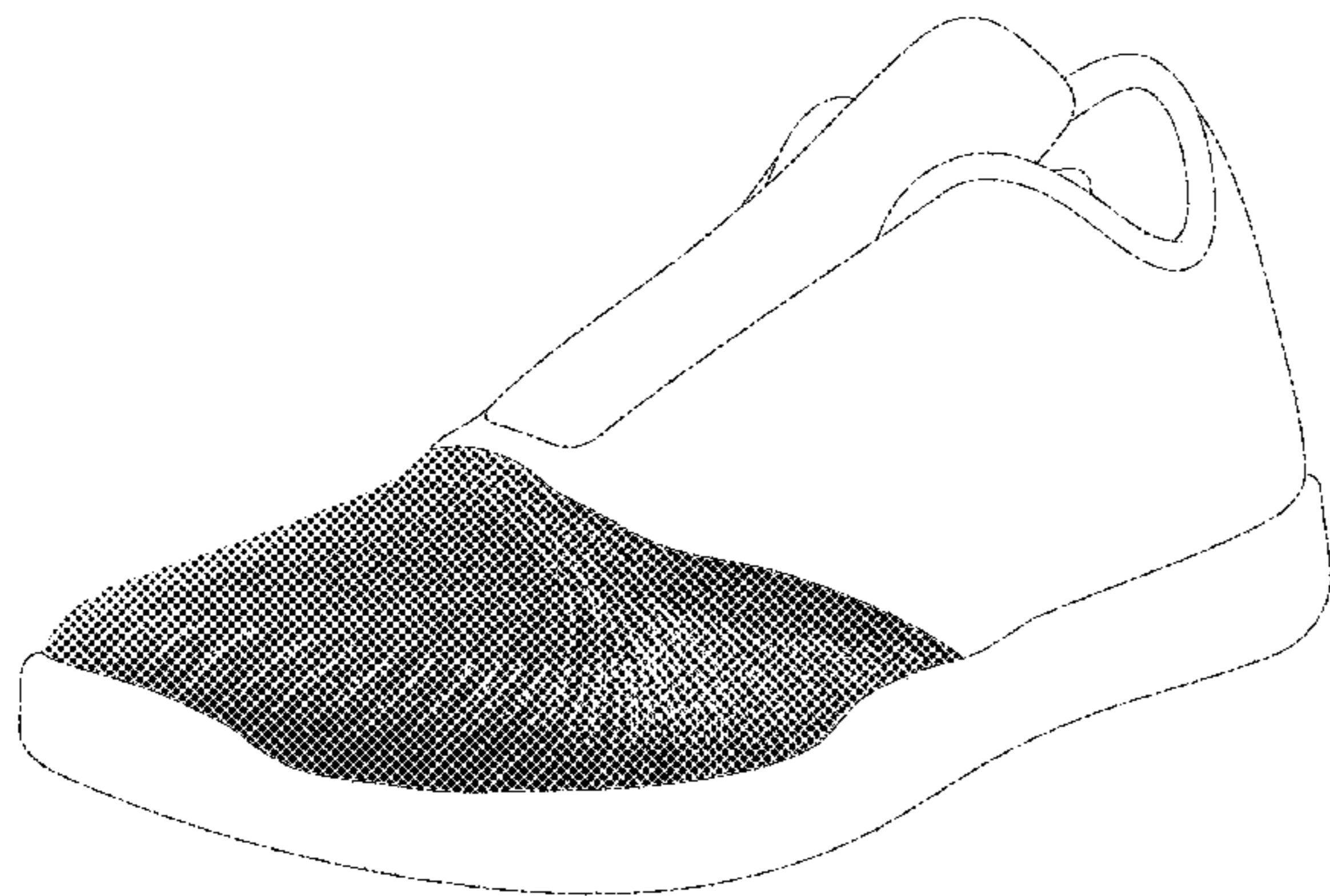
FIG. 3 is a second side view thereof;

FIG. 4 is a front view thereof; and,

FIG. 5 is a top view thereof.

The photographic area is claimed. The broken lines immediately adjacent to the photographic area represent unclaimed boundaries of the design. The lack of a broken or solid line immediately adjacent to the photographic area indicates a claimed edge of the design. The broken lines showing the remainder of the shoe are for environmental purposes only and form no part of the claimed design.

**1 Claim, 5 Drawing Sheets**



(56)

**References Cited**

U.S. PATENT DOCUMENTS

D720,522 S     1/2015   Anceresi et al.

\* cited by examiner

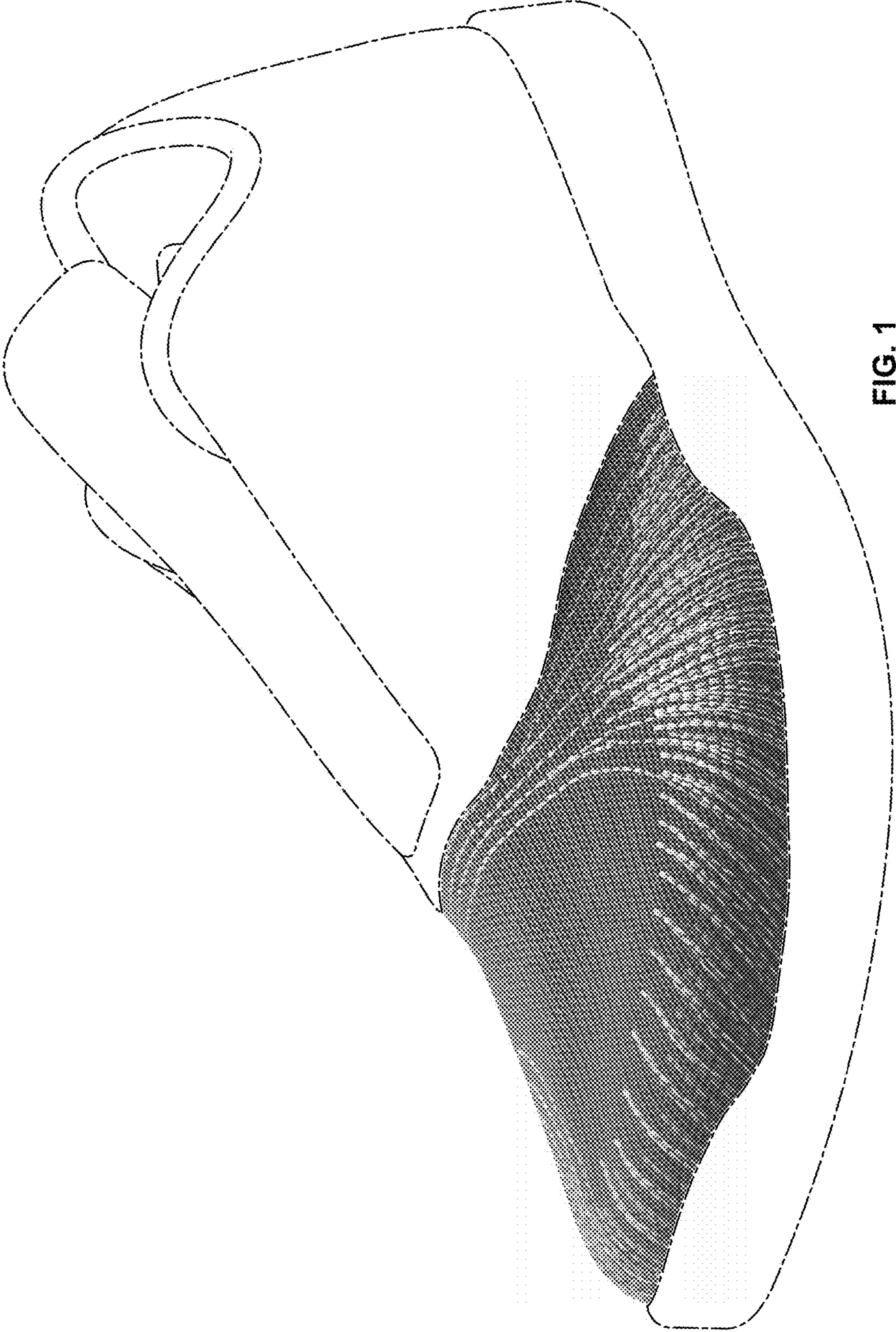


FIG. 1

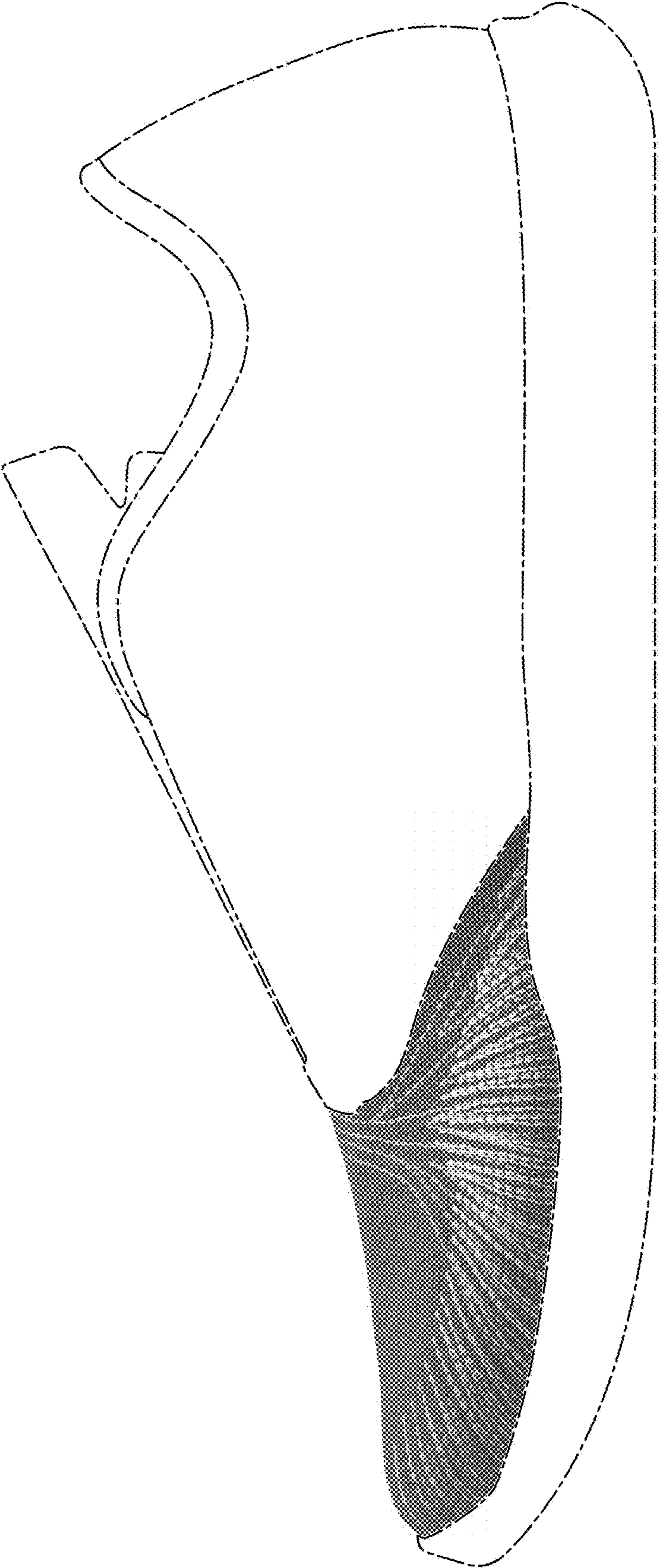


FIG. 2

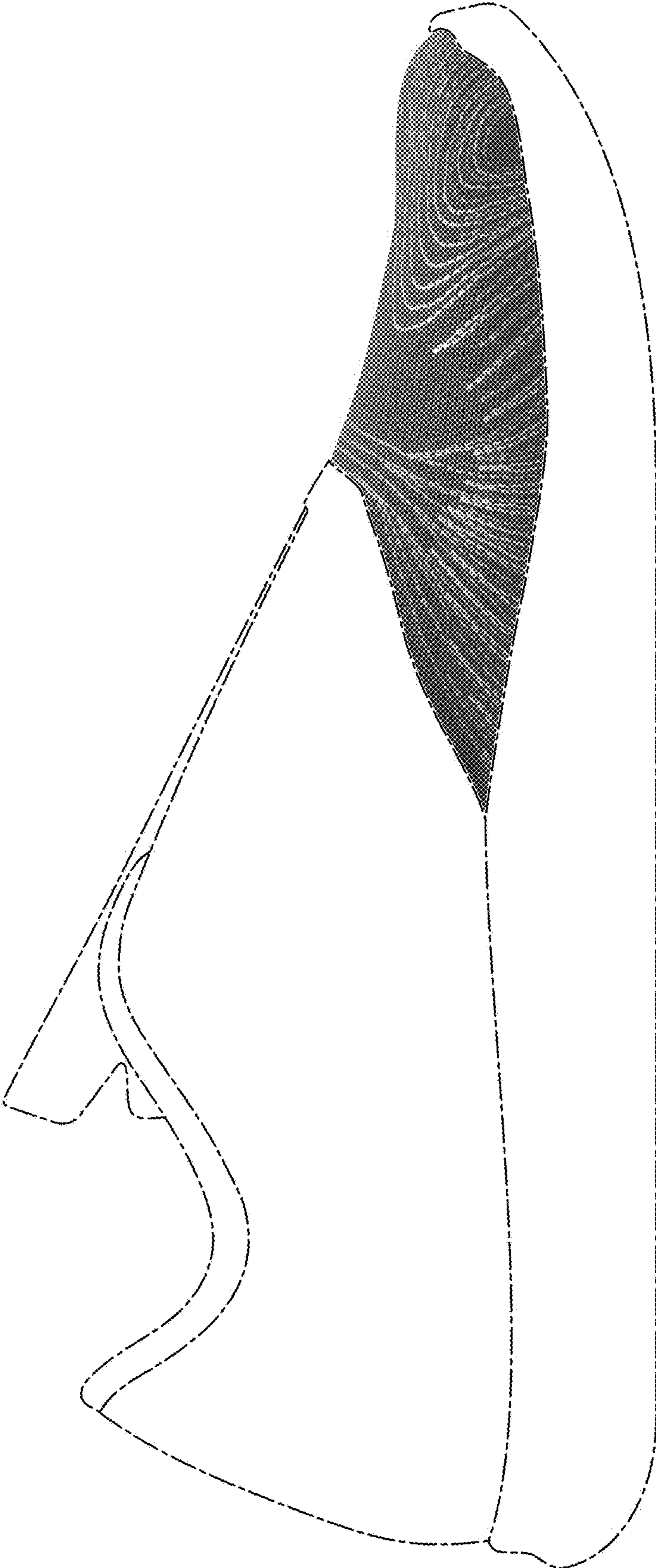


FIG. 3

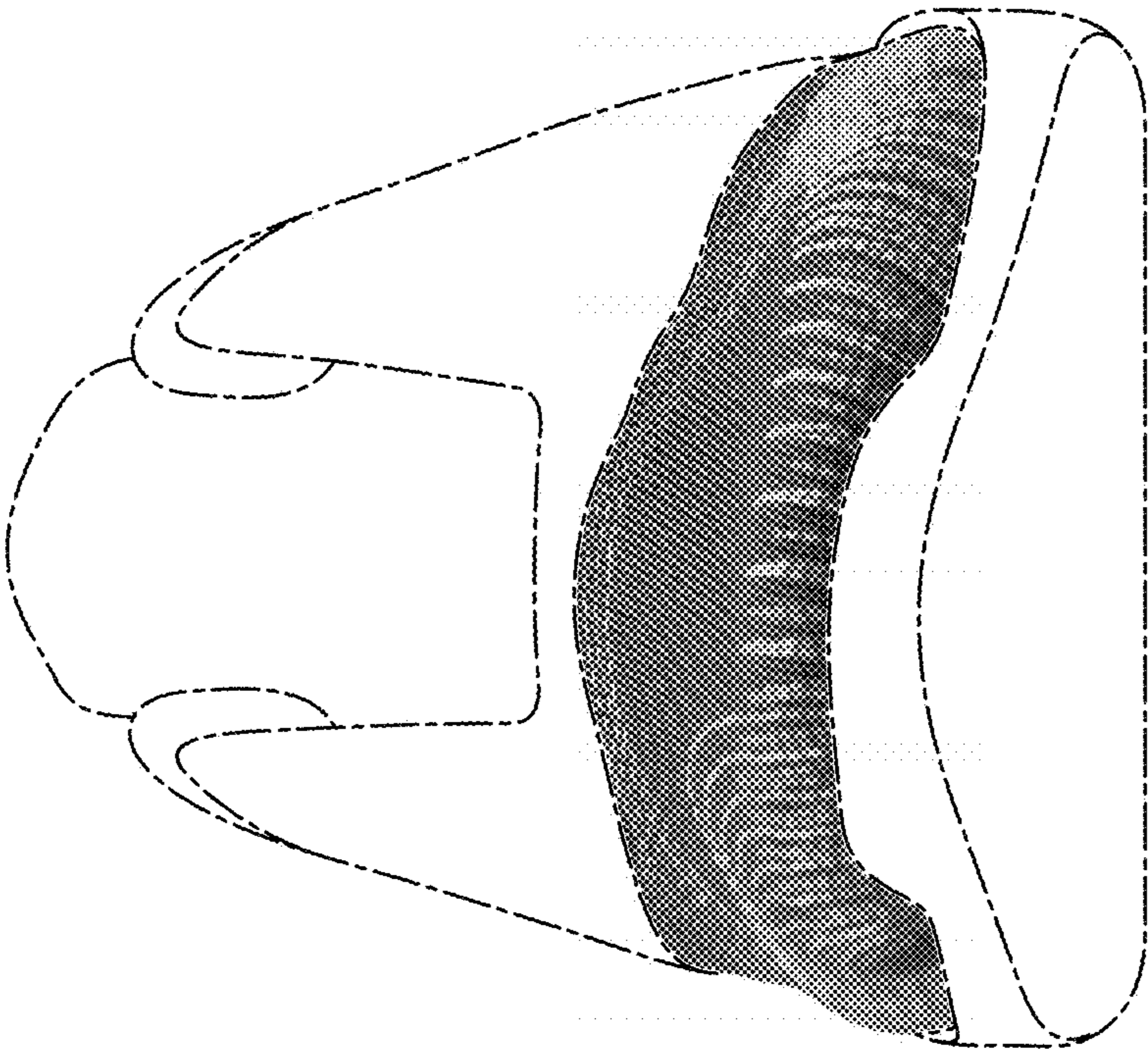


FIG. 4

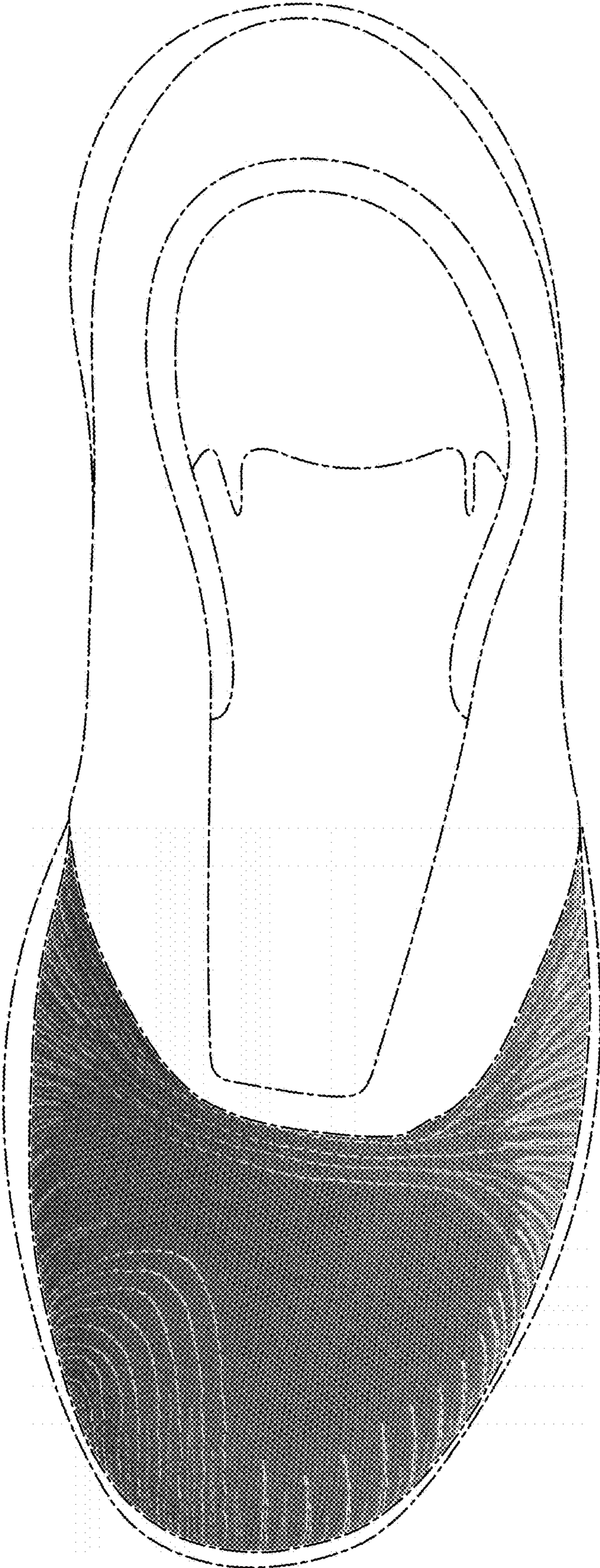


FIG. 5