



US00D781555S

(12) **United States Design Patent** (10) **Patent No.:** **US D781,555 S**  
**Yun** (45) **Date of Patent:** **\*\* Mar. 21, 2017**

(54) **SHOE UPPER**  
(71) Applicant: **NIKE, Inc.**, Beaverton, OR (US)  
(72) Inventor: **Ben S. Yun**, Beaverton, OR (US)  
(73) Assignee: **NIKE, Inc.**, Beaverton, OR (US)  
(\*\*) Term: **15 Years**  
(21) Appl. No.: **29/536,624**  
(22) Filed: **Aug. 18, 2015**  
(51) **LOC (10) Cl.** ..... **02-99**  
(52) **U.S. Cl.**  
USPC ..... **D2/972**  
(58) **Field of Classification Search**  
USPC ..... D2/902, 906-908, 944, 946, 969,  
D2/972-974  
CPC ... A43B 13/181; A43B 13/141; A43B 13/186;  
A43B 13/188; A43B 23/00; A43B 23/02;  
A43B 5/00; A43B 23/26; A43B 1/04;  
A43B 11/14; A43B 7/00; A43C 1/00;  
A43C 11/00  
See application file for complete search history.

D523,624 S \* 6/2006 Kuerbis ..... D2/972  
D525,774 S 8/2006 Chang  
D546,544 S \* 7/2007 DiTullo, Jr. .... D2/972  
D546,545 S \* 7/2007 DiTullo, Jr. .... D2/972  
D549,951 S 9/2007 Mayden  
D550,946 S 9/2007 Lotti  
D553,843 S 10/2007 Chang  
D648,110 S \* 11/2011 Rasmussen ..... D2/972  
D667,211 S 9/2012 Shaffer  
D667,625 S 9/2012 Shaffer  
D667,626 S 9/2012 Shaffer  
D667,627 S 9/2012 Shaffer  
D668,031 S 10/2012 Shaffer  
D668,032 S 10/2012 Shaffer  
D668,033 S 10/2012 Shaffer  
D668,034 S 10/2012 Shaffer  
D682,536 S 5/2013 Raasch  
D693,102 S 11/2013 Hoffer

(Continued)

*Primary Examiner* — Dominic Simone  
(74) *Attorney, Agent, or Firm* — Banner & Witcoff, Ltd.

(57) **CLAIM**

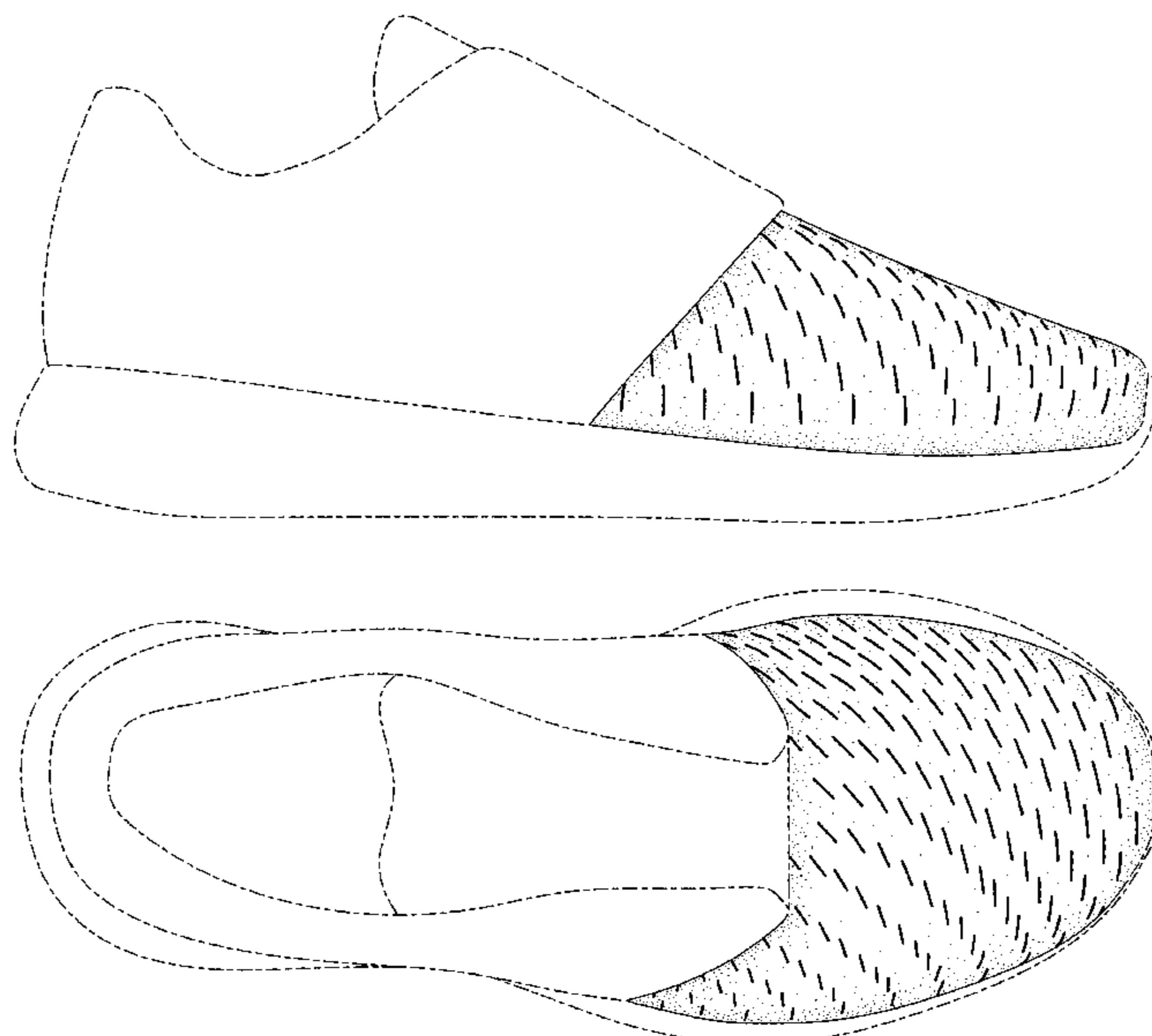
The ornamental design for a shoe upper, as shown and described.

**DESCRIPTION**

FIG. 1 is a front view of a shoe upper showing my new design;  
FIG. 2 is a side view thereof;  
FIG. 3 is a second side view thereof;  
FIG. 4 is a front view thereof; and,  
FIG. 5 is a top view thereof.  
The uneven-length broken lines immediately adjacent to the shaded area represent unclaimed boundaries of the design. The uneven-length broken lines showing the remainder of the shoe are for environmental purposes only and form no part of the claimed design.

**1 Claim, 5 Drawing Sheets**

(56) **References Cited**  
U.S. PATENT DOCUMENTS  
D116,598 S \* 9/1939 Pick ..... D2/973  
D395,348 S \* 6/1998 Smith, III ..... D2/972  
D396,141 S \* 7/1998 Smith, III ..... D2/972  
D397,861 S \* 9/1998 Teague ..... D2/972  
D400,000 S \* 10/1998 Hatfield ..... D2/972  
D419,758 S \* 2/2000 Hudson ..... D2/972  
D428,693 S \* 8/2000 Hlavacs ..... D2/972  
D475,518 S \* 6/2003 Lotti ..... D2/972  
D499,243 S \* 12/2004 Avar ..... D2/972  
D508,765 S \* 8/2005 Lotti ..... D2/969  
D512,815 S 12/2005 Stauffer  
D523,623 S \* 6/2006 Mermet ..... D2/972



(56)

**References Cited**

U.S. PATENT DOCUMENTS

D696,850 S	1/2014	Miner
D696,851 S	1/2014	Young
D696,853 S	1/2014	Martin
D700,426 S	3/2014	Ho et al.

\* cited by examiner

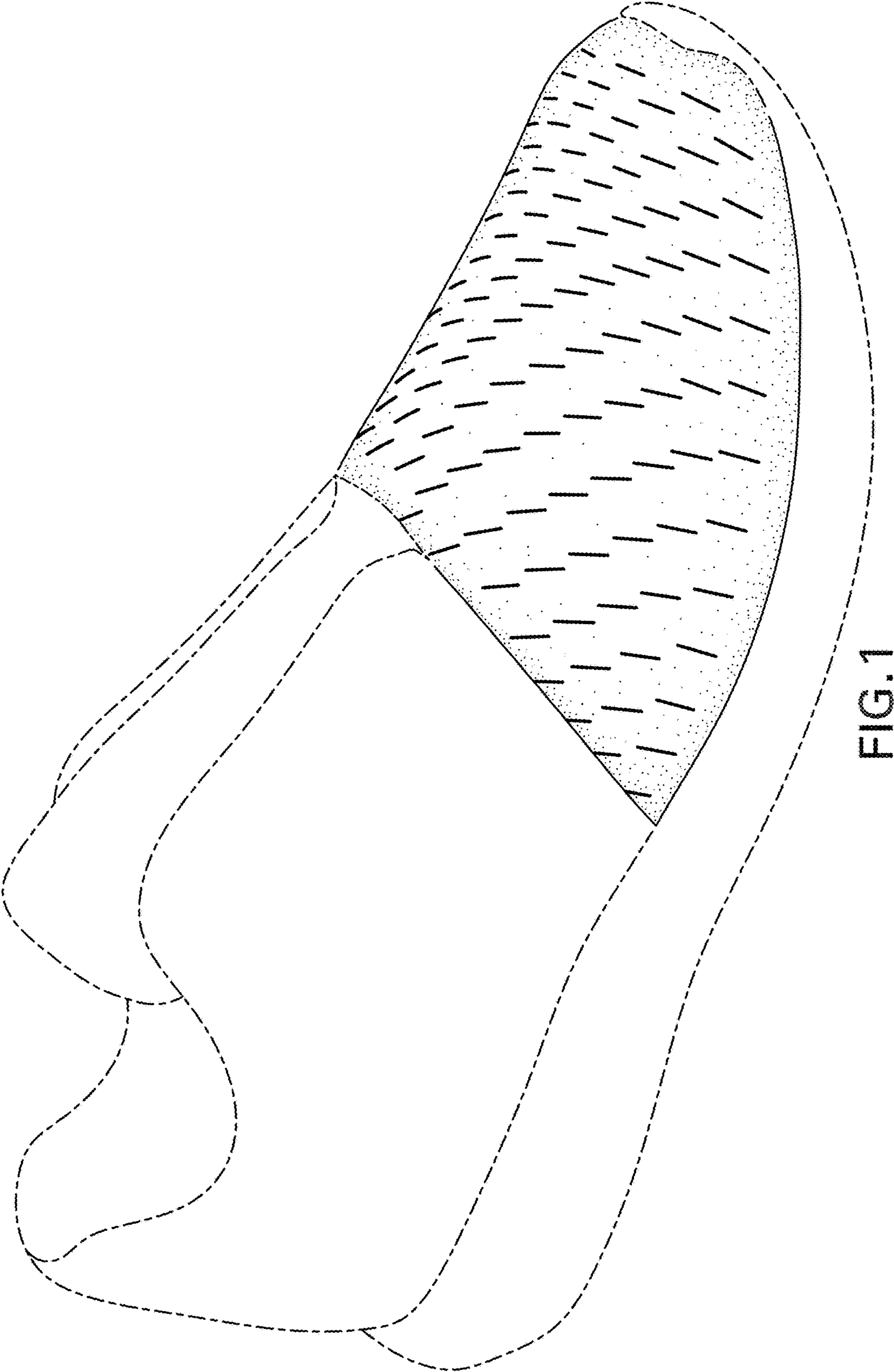


FIG. 1

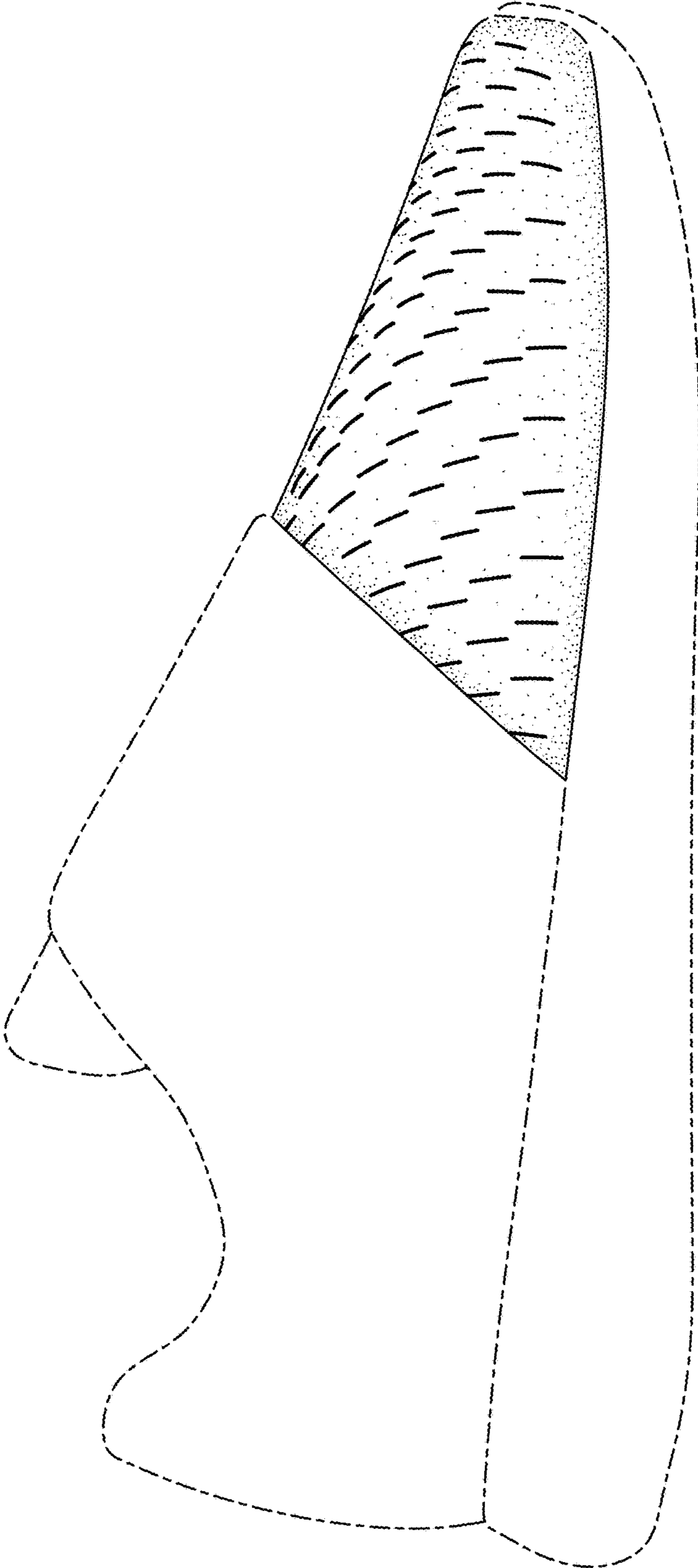


FIG. 2

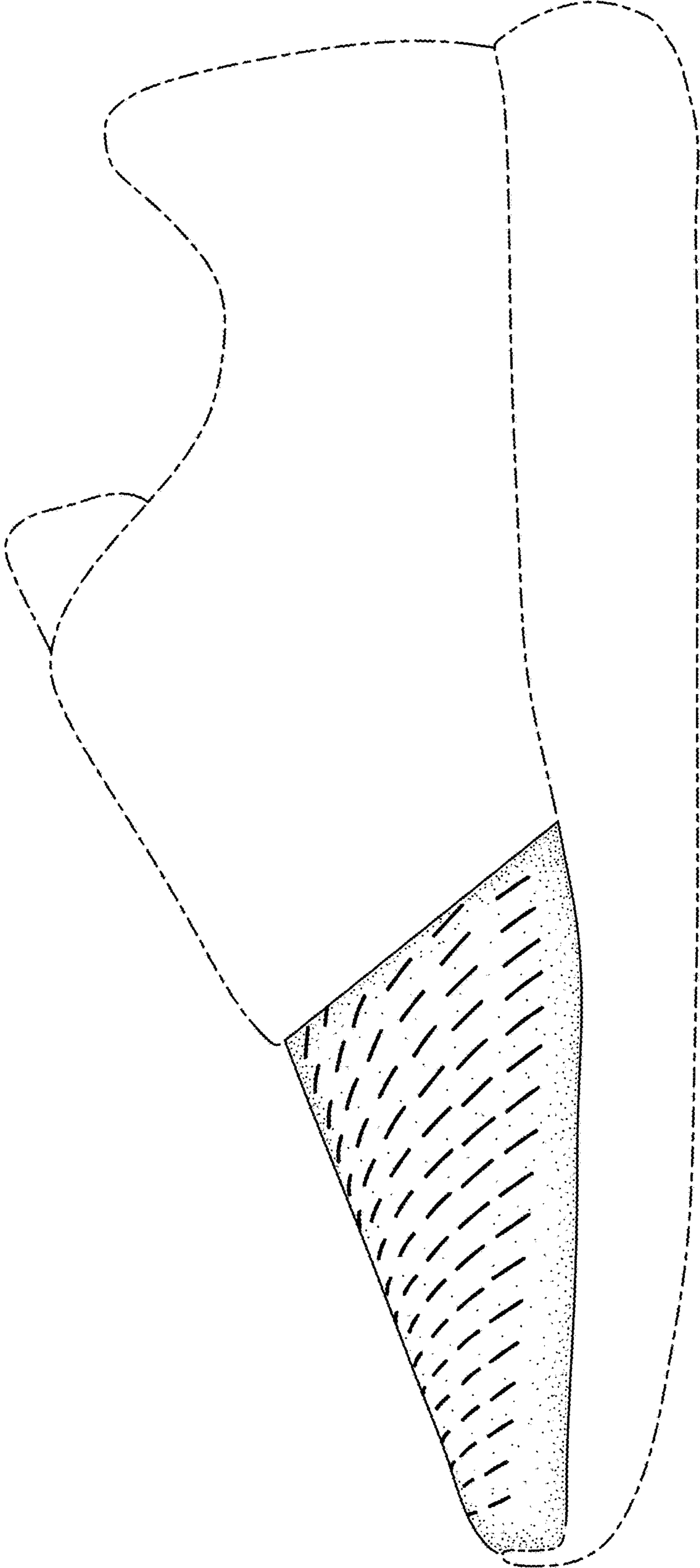


FIG. 3

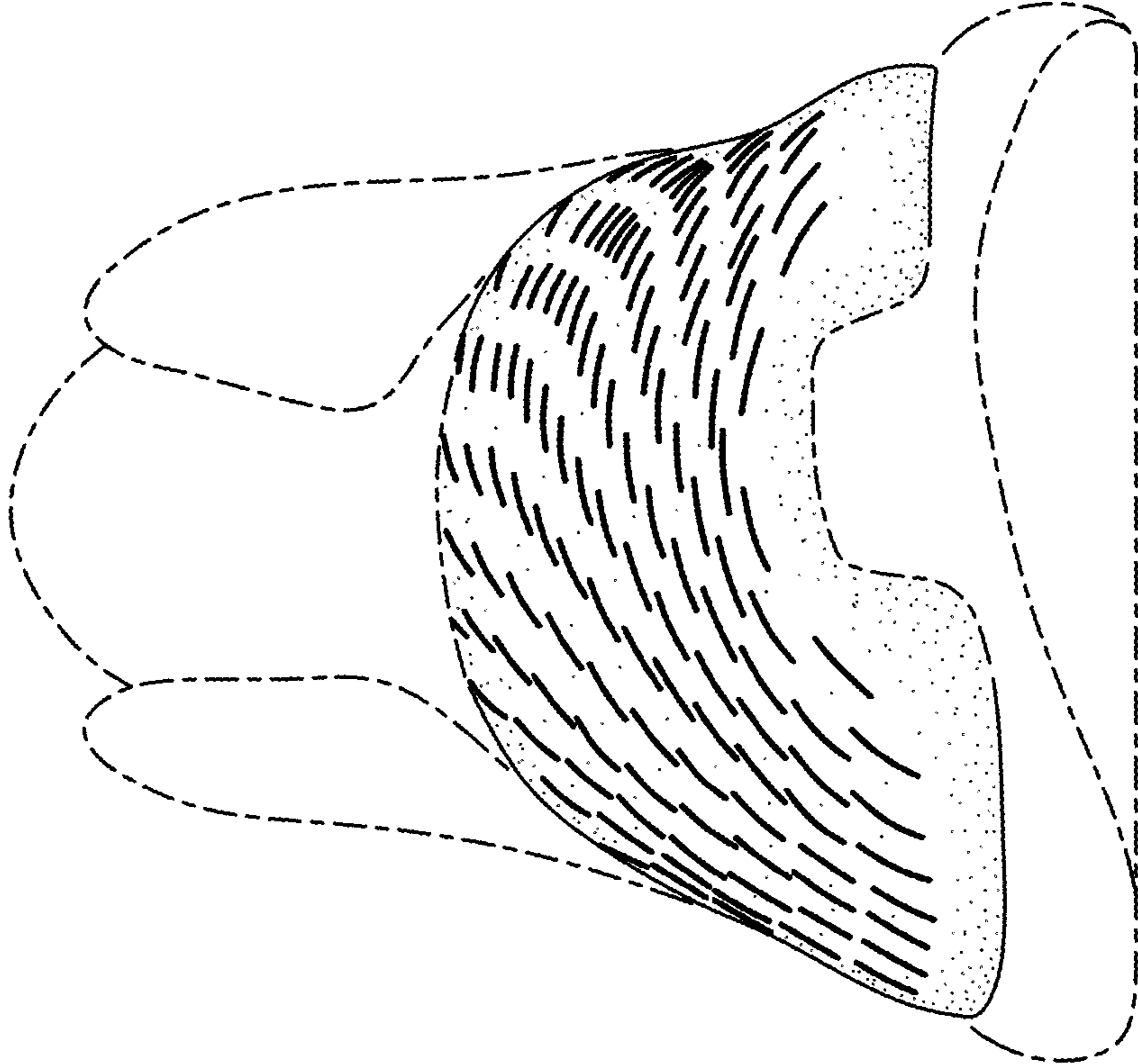


FIG.4



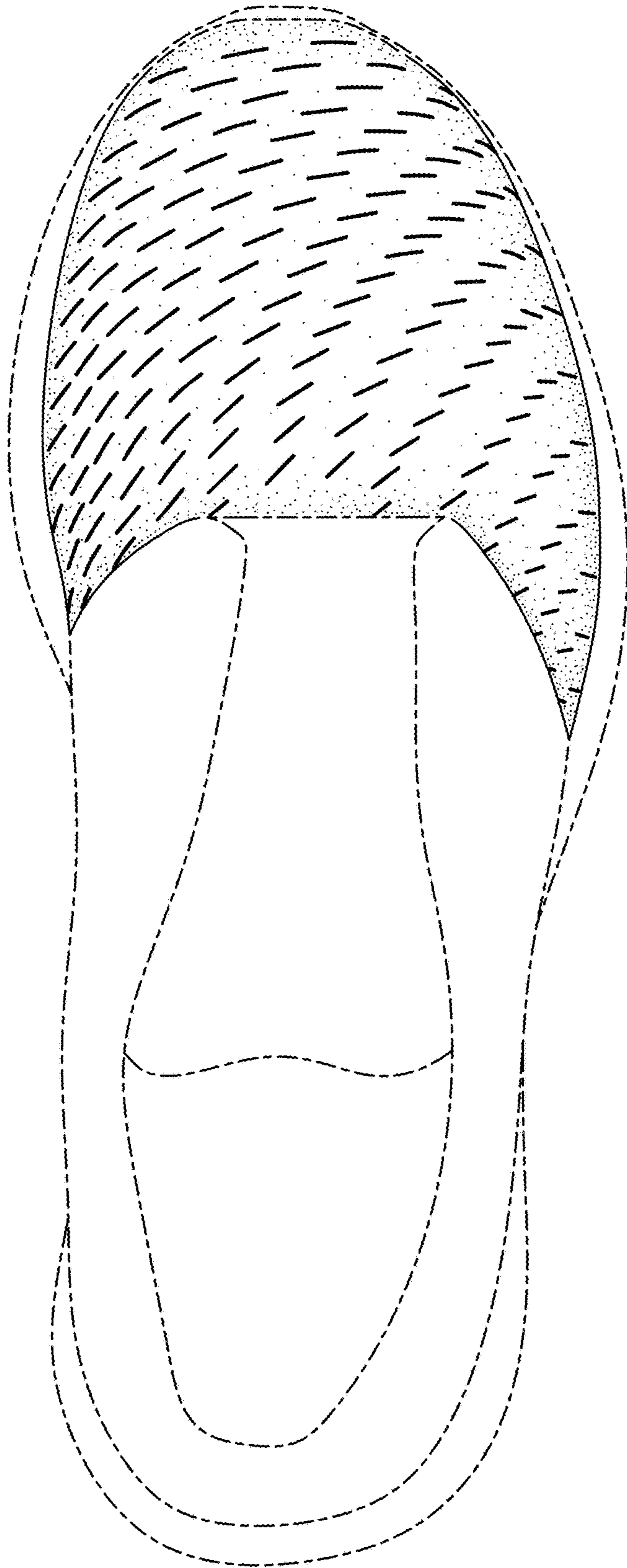


FIG. 5