



US00D781552S

(12) **United States Design Patent**
Madore

(10) **Patent No.:** **US D781,552 S**

(45) **Date of Patent:** **** Mar. 21, 2017**

(54) **SHOE UPPER**

(71) Applicant: **NIKE, Inc.**, Beaverton, OR (US)

(72) Inventor: **Carl L. Madore**, Portland, OR (US)

(73) Assignee: **NIKE, Inc.**, Beaverton, OR (US)

(**) Term: **15 Years**

(21) Appl. No.: **29/536,504**

(22) Filed: **Aug. 17, 2015**

(51) **LOC (10) Cl.** **02-04**

(52) **U.S. Cl.**
USPC **D2/972**

(58) **Field of Classification Search**
USPC D2/902, 907, 908, 920, 944, 969, 970,
D2/972-975; D5/47, 49, 60
CPC .. A43B 1/04; A43B 5/008; A43B 5/06; A43B
5/10

See application file for complete search history.

(56) **References Cited**

U.S. PATENT DOCUMENTS

D30,258 S *	2/1899	Bierman	D5/47
1,986,580 A *	1/1935	Johnson	A43B 5/1683 280/11.3
3,193,948 A *	7/1965	Appleby	A43B 23/0255 156/166
D312,919 S *	12/1990	Aveni	D2/973
D388,682 S *	1/1998	Hudson	D2/972
D407,548 S *	4/1999	Holmes	D2/972
D415,884 S *	11/1999	Kozo	D2/972
D432,775 S *	10/2000	McDowell	D2/972
D441,948 S *	5/2001	Link	D2/972
D461,304 S *	8/2002	Clegg	D2/972
D468,087 S *	1/2003	Estey	D2/972
D473,703 S *	4/2003	Labonte	D2/972
D475,518 S *	6/2003	Lotti	D2/972
D498,913 S *	11/2004	Cass	D2/972

D508,766 S *	8/2005	McDowell	D2/972
D526,772 S *	8/2006	Cass	D2/972
D540,522 S *	4/2007	Lotti	D2/969
D544,198 S *	6/2007	Caine	D2/972
D685,567 S *	7/2013	Dolce	D2/972
D707,951 S *	7/2014	McCullagh	D2/972
D731,163 S *	6/2015	Williams, Jr.	D2/972
D734,018 S *	7/2015	Wright	D2/972
9,078,488 B1 *	7/2015	Meir	A43B 1/04
D735,462 S *	8/2015	Pauk	D2/972

(Continued)

OTHER PUBLICATIONS

Nike F1 Impact Spikless Golf Shoes [online], [retrieved Oct. 4, 2016], Retrieved from Internet < <http://www.golfwrx.com/114384/nike-fi-impact-spikless-golf-shoes/>>; 4 color sheets, Dated Jul. 4, 2013.

Primary Examiner — Celia Murphy

Assistant Examiner — Clare Ann Gannon

(74) *Attorney, Agent, or Firm* — Banner & Witcoff, Ltd.

(57) **CLAIM**

The ornamental design for a shoe upper, as shown and described.

DESCRIPTION

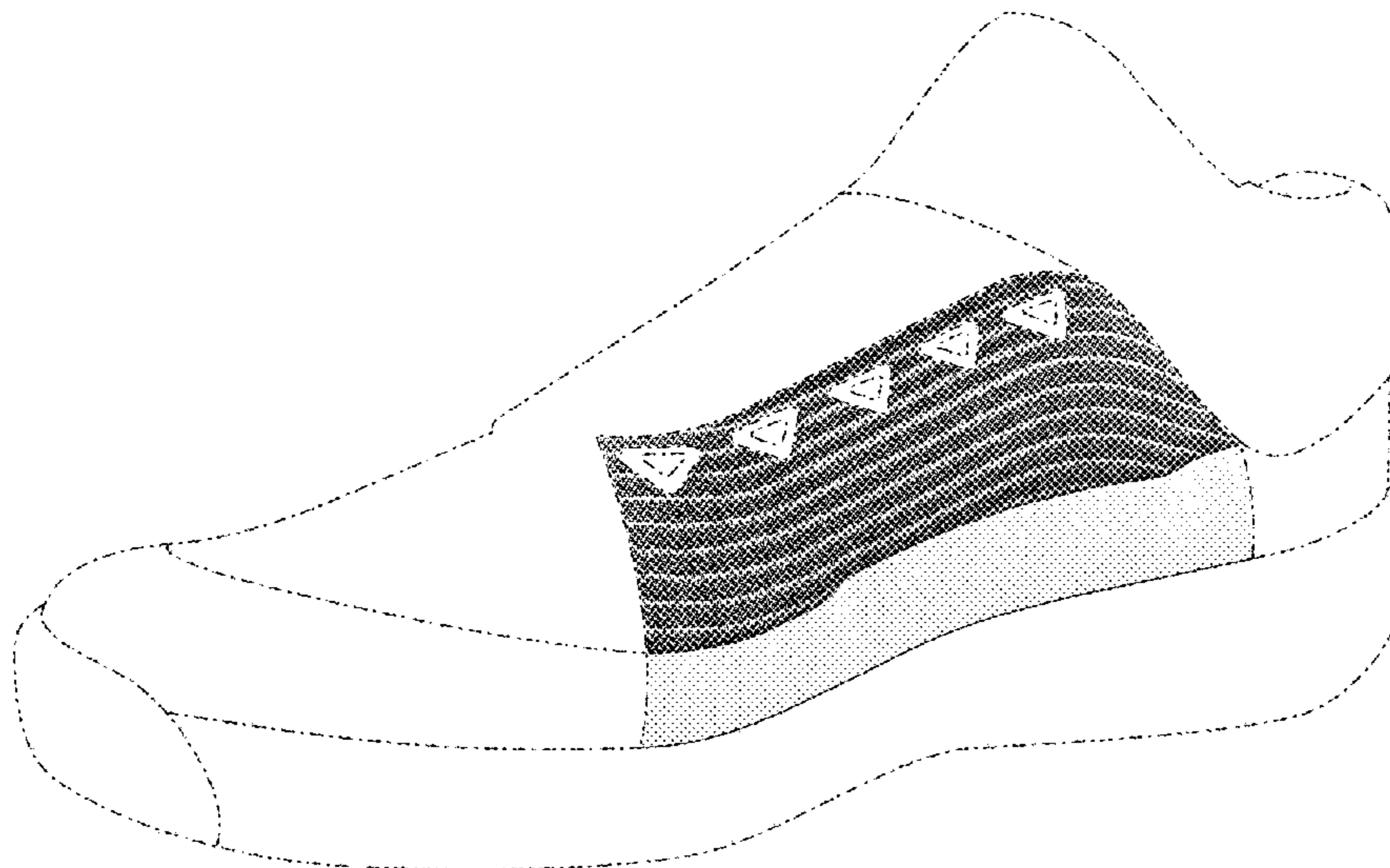
FIG. 1 is a front perspective view of a shoe upper showing my new design;

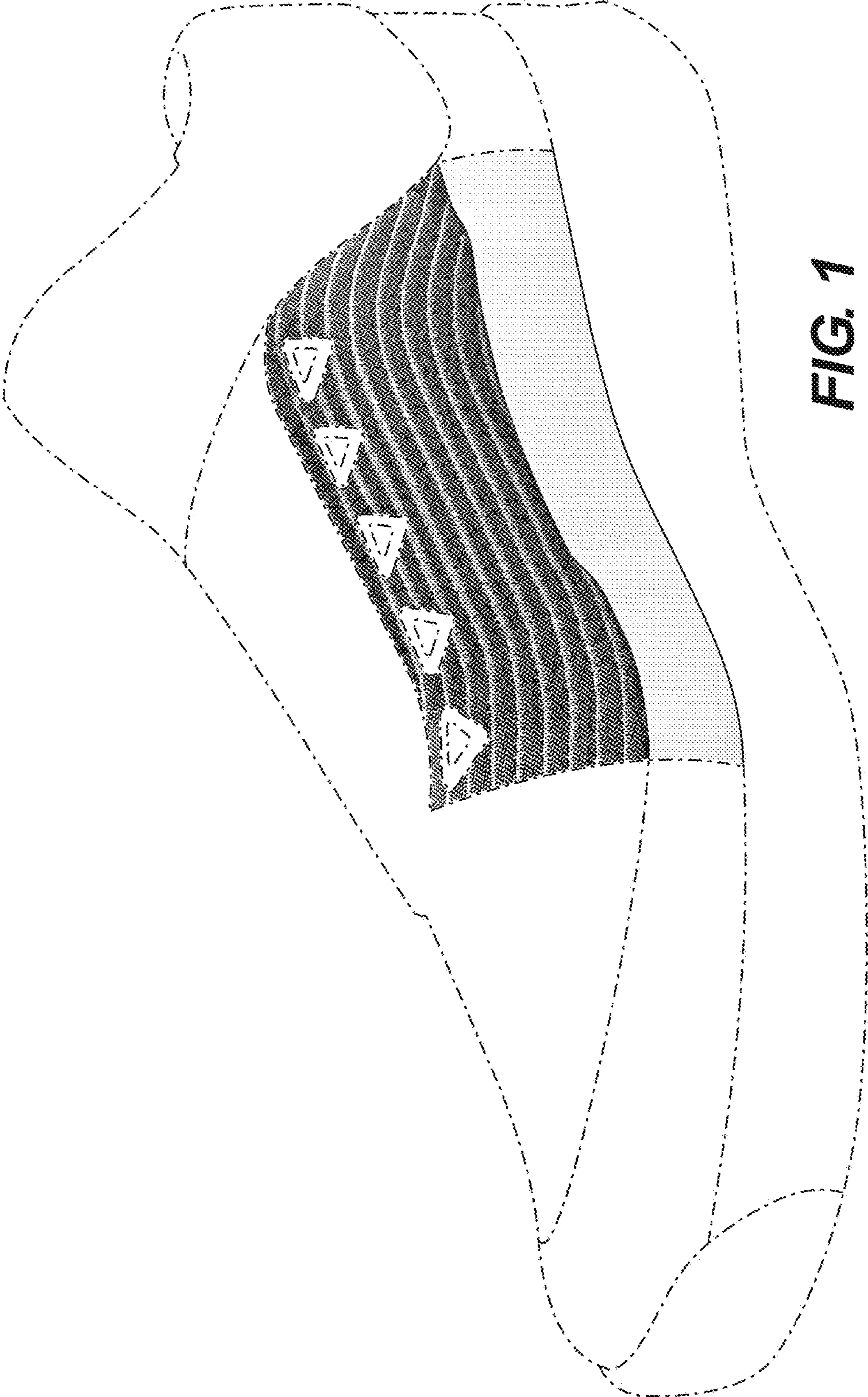
FIG. 2 is a side view thereof; and,

FIG. 3 is a rear perspective view thereof.

The broken lines immediately adjacent to the photographic area represent unclaimed boundaries of the design. The unshaded regions within the photographic area that are demarcated by broken lines form no part of the claimed design. The broken lines showing the remainder of the shoe are for environmental purposes only and form no part of the claimed design.

1 Claim, 3 Drawing Sheets





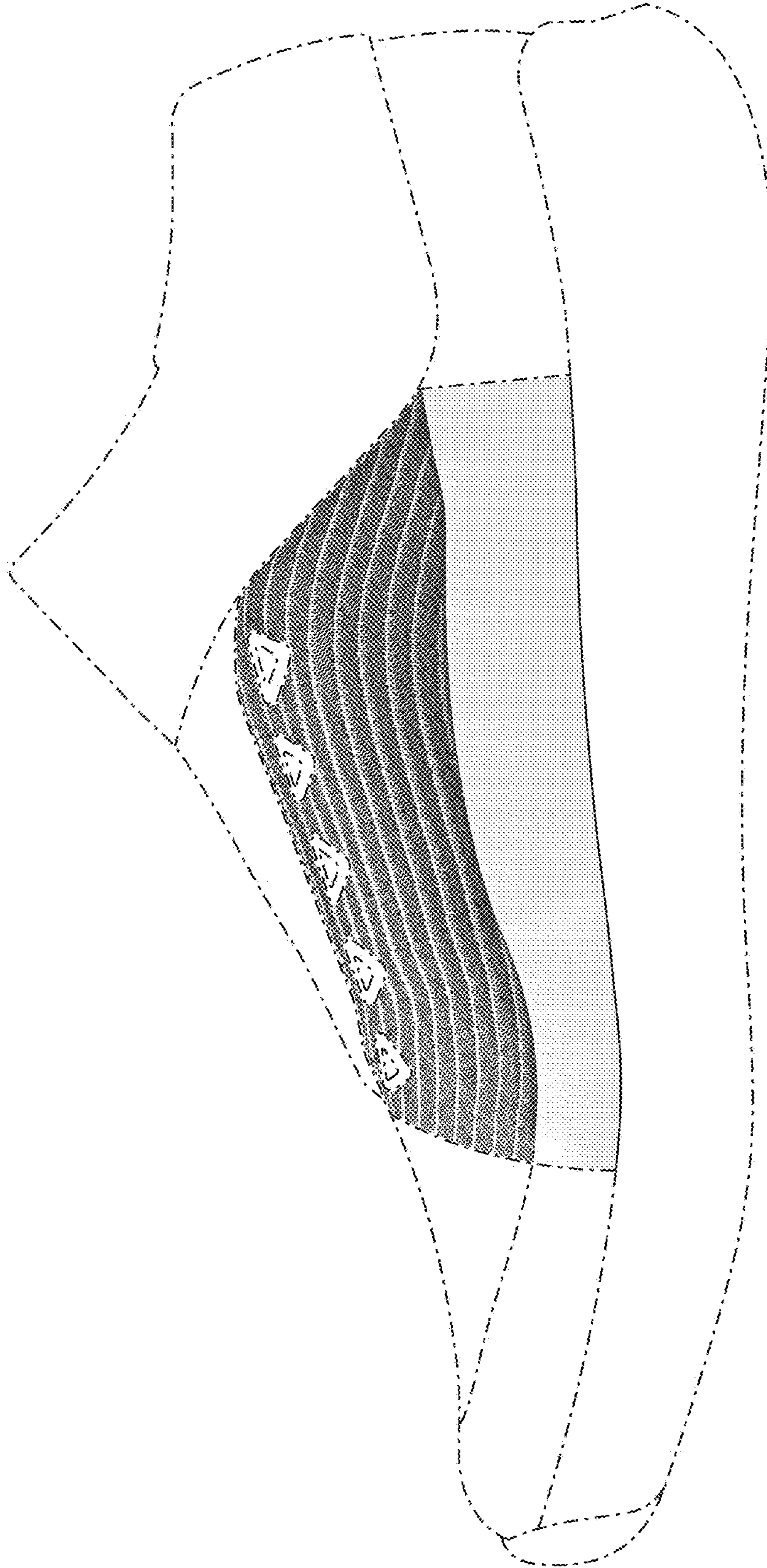


FIG. 2

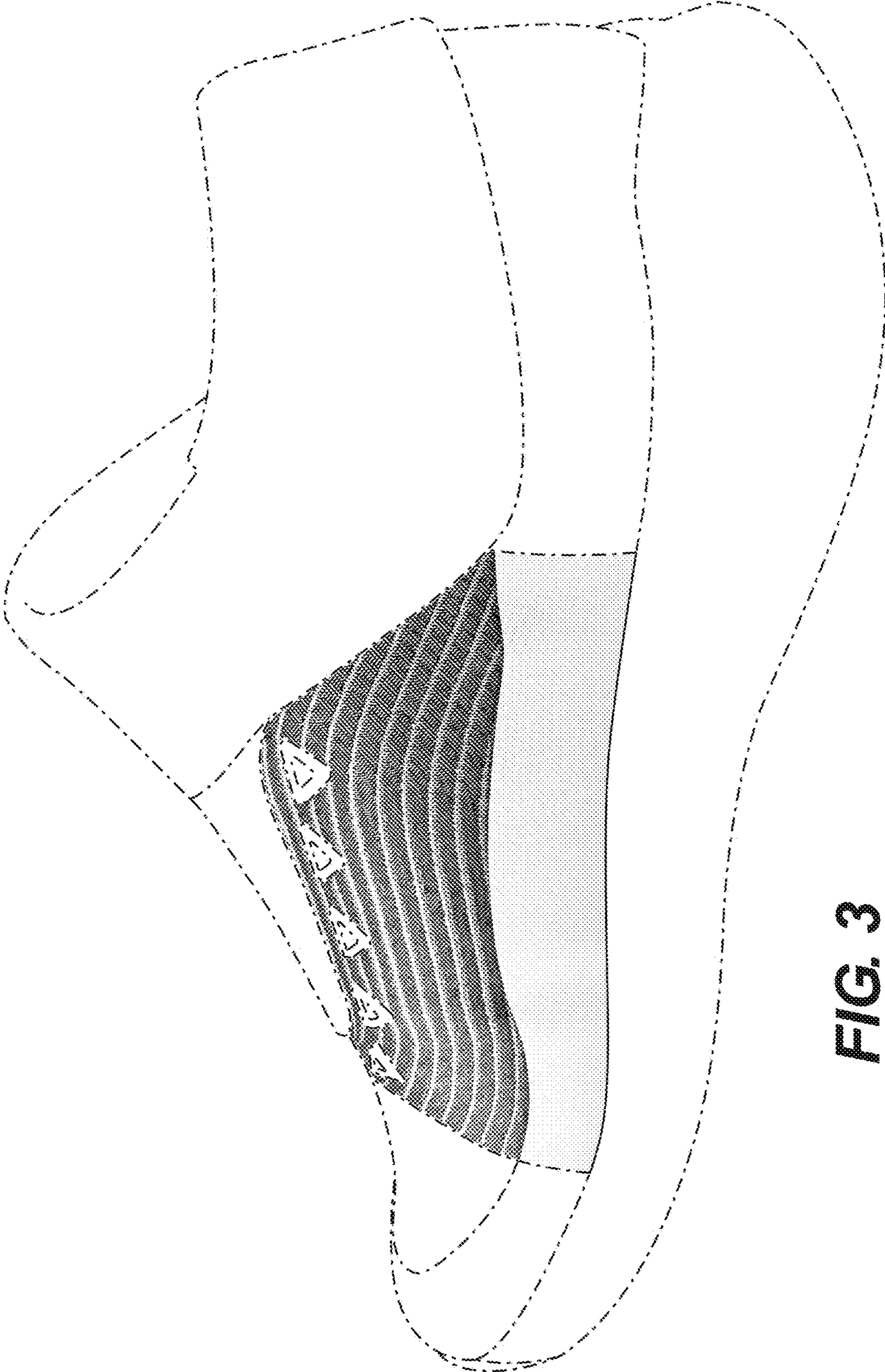


FIG. 3