



US00D781550S

(12) **United States Design Patent**  
**Lee**

(10) **Patent No.:** **US D781,550 S**  
(45) **Date of Patent:** **\*\* Mar. 21, 2017**

(54) **SHOE UPPER**  
(71) Applicant: **NIKE, Inc.**, Beaverton, OR (US)  
(72) Inventor: **Jeongwoo Lee**, Portland, OR (US)  
(73) Assignee: **NIKE, Inc.**, Beaverton, OR (US)  
(\*\*) Term: **15 Years**  
(21) Appl. No.: **29/536,390**

|                   |         |                 |                      |
|-------------------|---------|-----------------|----------------------|
| D523,222 S *      | 6/2006  | Savage .....    | D2/972               |
| D523,624 S *      | 6/2006  | Kuerbis .....   | D2/972               |
| D528,763 S *      | 9/2006  | Rask .....      | D2/972               |
| D529,271 S *      | 10/2006 | Kuerbis .....   | D2/972               |
| D532,194 S *      | 11/2006 | Cessor .....    | D2/972               |
| D544,692 S *      | 6/2007  | Kuerbis .....   | D2/972               |
| D553,341 S *      | 10/2007 | Dekovic .....   | D2/972               |
| D573,338 S *      | 7/2008  | Stauffer .....  | D2/972               |
| D586,110 S *      | 2/2009  | Lotti .....     | D2/972               |
| D668,441 S *      | 10/2012 | Shaffer .....   | D2/972               |
| D707,951 S *      | 7/2014  | McCullagh ..... | D2/972               |
| D735,463 S *      | 8/2015  | Avar .....      | D2/972               |
| 2014/0259760 A1 * | 9/2014  | Dojan .....     | A43B 23/026<br>36/45 |

(22) Filed: **Aug. 17, 2015**  
(51) **LOC (10) Cl.** ..... **02-04**  
(52) **U.S. Cl.**  
USPC ..... **D2/972**  
(58) **Field of Classification Search**  
USPC ..... D2/902, 907, 908, 920, 944, 969, 970,  
D2/972-975; D5/47, 49, 60  
CPC .. A43B 1/04; A43B 5/008; A43B 5/06; A43B  
5/10  
See application file for complete search history.

\* cited by examiner

*Primary Examiner* — Celia Murphy  
*Assistant Examiner* — Clare Ann Gannon  
(74) *Attorney, Agent, or Firm* — Banner & Witcoff, Ltd.


(57) **CLAIM**  
The ornamental design for a shoe upper, as shown and described.

**DESCRIPTION**

FIG. 1 is a front perspective view of a shoe upper showing my new design;  
FIG. 2 is a side view thereof; and,  
FIG. 3 is a rear perspective view thereof.  
The broken lines immediately adjacent to the shaded area represent unclaimed boundaries of the design. The ten unshaded regions within or adjacent to the shaded area form no part of the claimed design. The broken lines showing the remainder of the shoe are for environmental purposes only and form no part of the claimed design.

**1 Claim, 3 Drawing Sheets**

(56) **References Cited**  
**U.S. PATENT DOCUMENTS**  
D348,978 S \* 7/1994 Avar ..... D2/912  
D427,760 S \* 7/2000 Holmes ..... D2/972  
6,108,943 A \* 8/2000 Hudson ..... A43B 5/10  
36/102  
D461,043 S \* 8/2002 Greene ..... D2/972  
D474,009 S \* 5/2003 Lotti ..... D2/972  
D476,473 S \* 7/2003 Clegg ..... D2/972  
D491,718 S \* 6/2004 Link ..... D2/972  
D504,562 S \* 5/2005 Kuerbis ..... D2/972



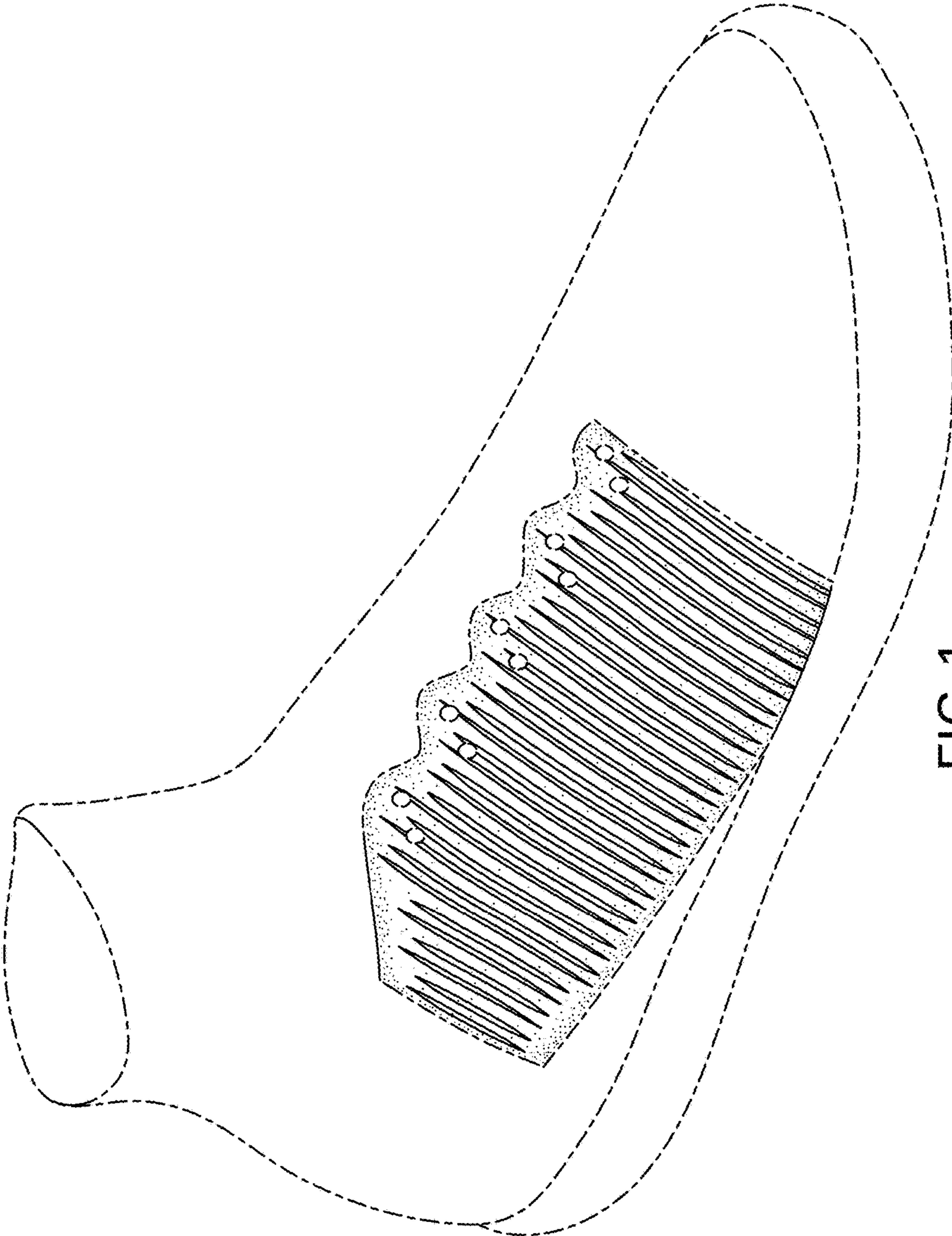


FIG. 1

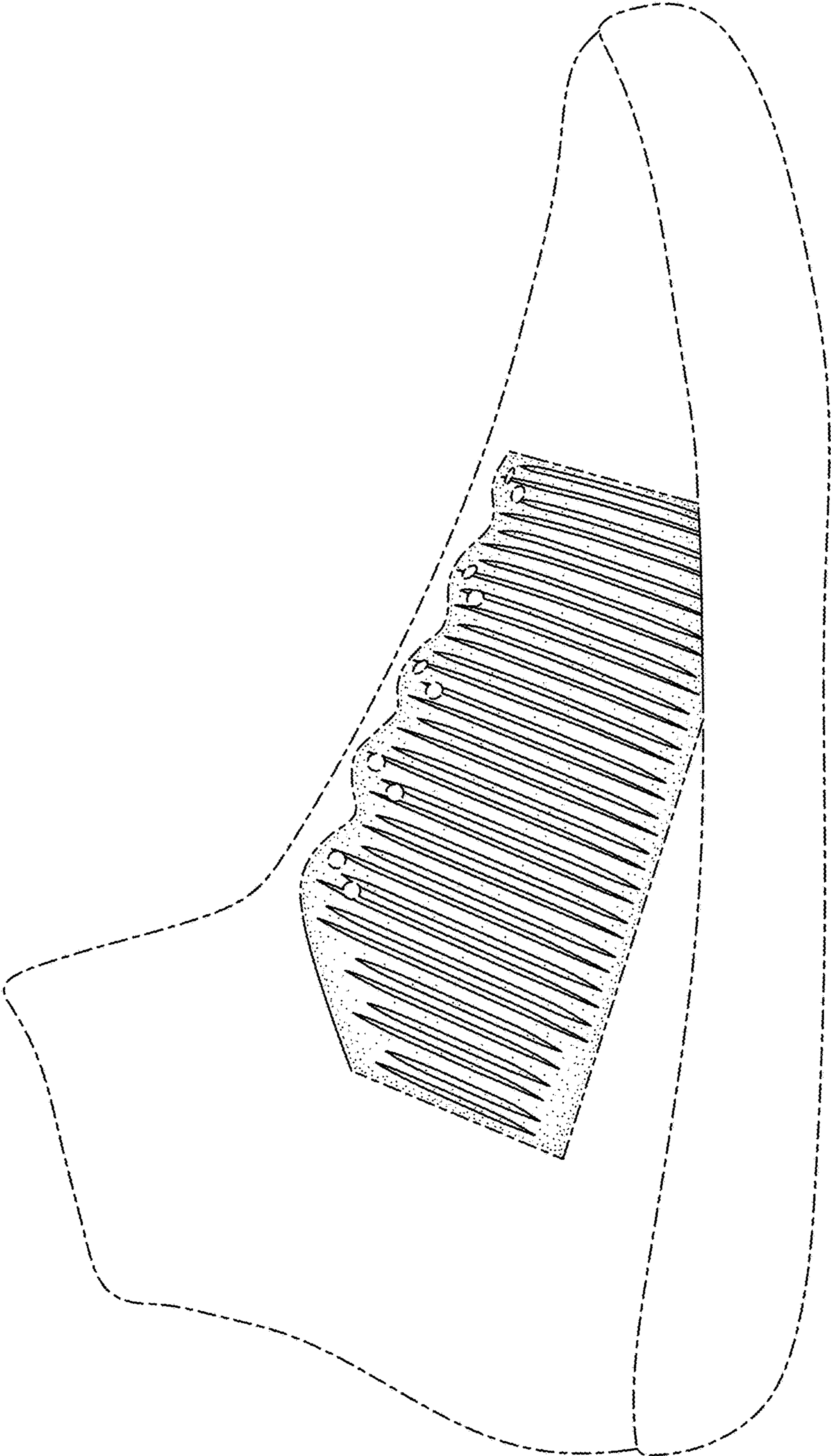


FIG. 2

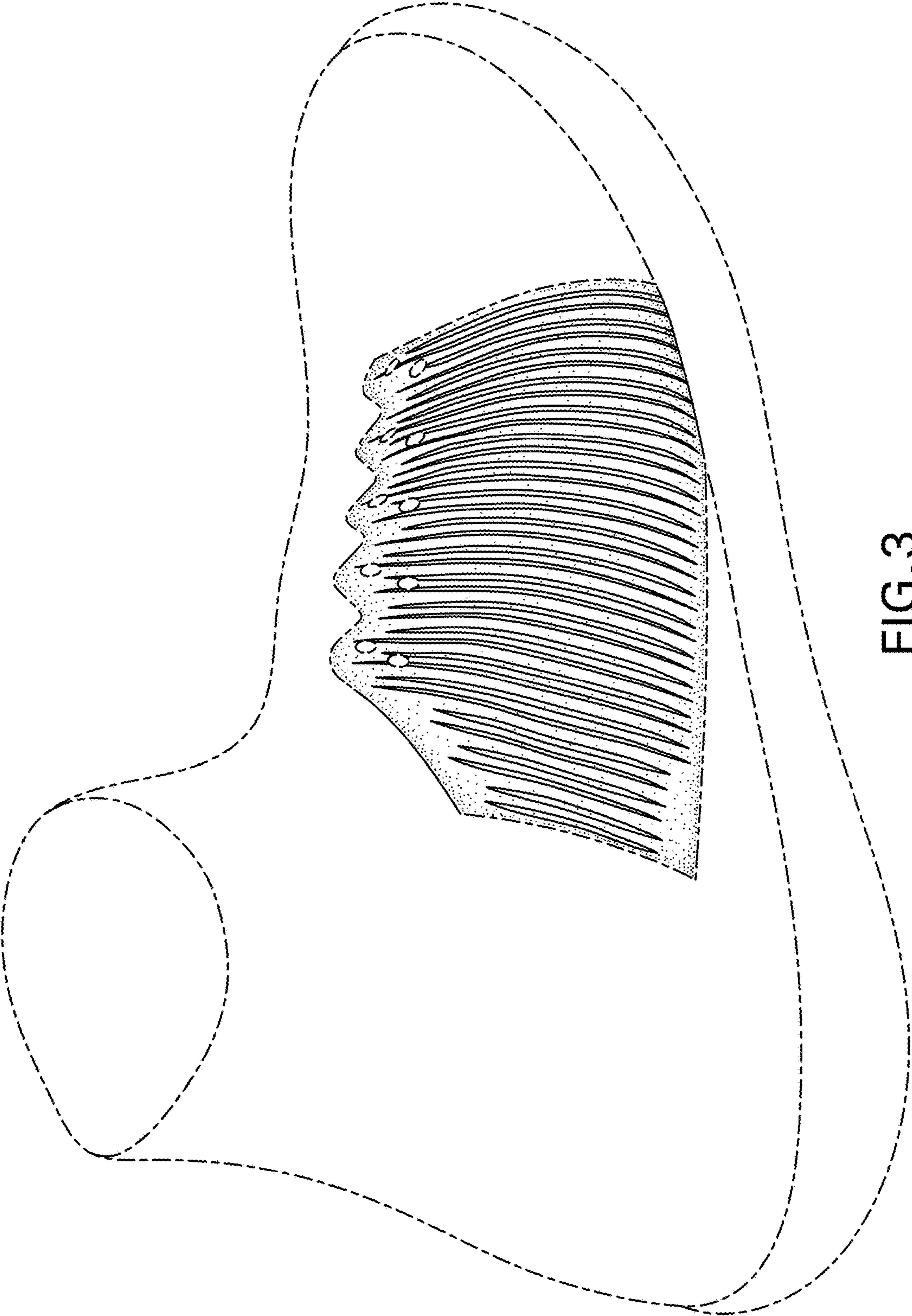


FIG. 3