



US00D781548S

(12) **United States Design Patent**  
**Hardy**

(10) **Patent No.:** **US D781,548 S**

(45) **Date of Patent:** **\*\* Mar. 21, 2017**

- (54) **SHOE**
- (71) Applicant: **Hermes Sellier**, Paris (FR)
- (72) Inventor: **Pierre Hardy**, Paris (FR)
- (73) Assignee: **Hermes Sellier**, Paris (FR)
- (\*\*) Term: **15 Years**
- (21) Appl. No.: **29/534,682**
- (22) Filed: **Jul. 30, 2015**
- (51) **LOC (10) Cl.** ..... **02-99**
- (52) **U.S. Cl.**  
USPC ..... **D2/971**
- (58) **Field of Classification Search**  
USPC ..... D2/896, 900, 916, 919-921, 925-942,  
D2/964, 965, 969, 971  
CPC ..... A43B 21/00; A43B 21/02; A43B 21/06;  
A43B 9/14; A43B 1/0045; A43B 13/10;  
A43B 13/12; A43B 23/06; A43B 23/07;  
A43B 1/0036; A43B 5/12  
See application file for complete search history.

- D104,964 S \* 6/1937 Doucette ..... D2/935
- D105,597 S \* 8/1937 Lipscomb ..... D2/935
- D113,126 S \* 1/1939 Wagman ..... D2/932
- D119,664 S \* 3/1940 Greenblat ..... D2/942
- D650,164 S \* 12/2011 Guers-Neyraud ..... D2/971
- D701,685 S \* 4/2014 LaRusso ..... D2/971

\* cited by examiner

*Primary Examiner* — Dominic Simone

(74) *Attorney, Agent, or Firm* — Foley & Lardner LLP

(57) **CLAIM**

The ornamental design for a shoe, as shown and described.

**DESCRIPTION**

FIG. 1 is a front perspective view of a shoe showing my new design;  
 FIG. 2 is a right elevation view thereof;  
 FIG. 3 is a left elevation view thereof;  
 FIG. 4 is a front elevation view thereof;  
 FIG. 5 is a rear elevation view thereof;  
 FIG. 6 is a top plan view thereof;  
 FIG. 7 is a front perspective view of a shoe showing my new design;  
 FIG. 8 is a right elevation view thereof;  
 FIG. 9 is a left elevation view thereof;  
 FIG. 10 is a front elevation view thereof;  
 FIG. 11 is a rear elevation view thereof; and,  
 FIG. 12 is a top plan view thereof.

The ornamental design which is claimed is shown in solid lines in the drawings. Any broken lines in the drawings are for illustrative purposes only and form no part of the claimed design.

**1 Claim, 12 Drawing Sheets**

(56) **References Cited**  
 U.S. PATENT DOCUMENTS

- D65,000 S \* 6/1924 McCarthy ..... D2/931
- D65,001 S \* 6/1924 McCarthy ..... D2/929
- D70,360 S \* 6/1926 Davis ..... D2/939
- D91,936 S \* 4/1934 Geller ..... D2/934
- D91,941 S \* 4/1934 Jager ..... D2/934
- D92,200 S \* 5/1934 Perugia ..... D2/940
- D94,109 S \* 12/1934 Benenati ..... D2/933
- D94,110 S \* 12/1934 Benenati ..... D2/939
- D103,132 S \* 2/1937 Turiansky ..... D2/939



FIG. 1

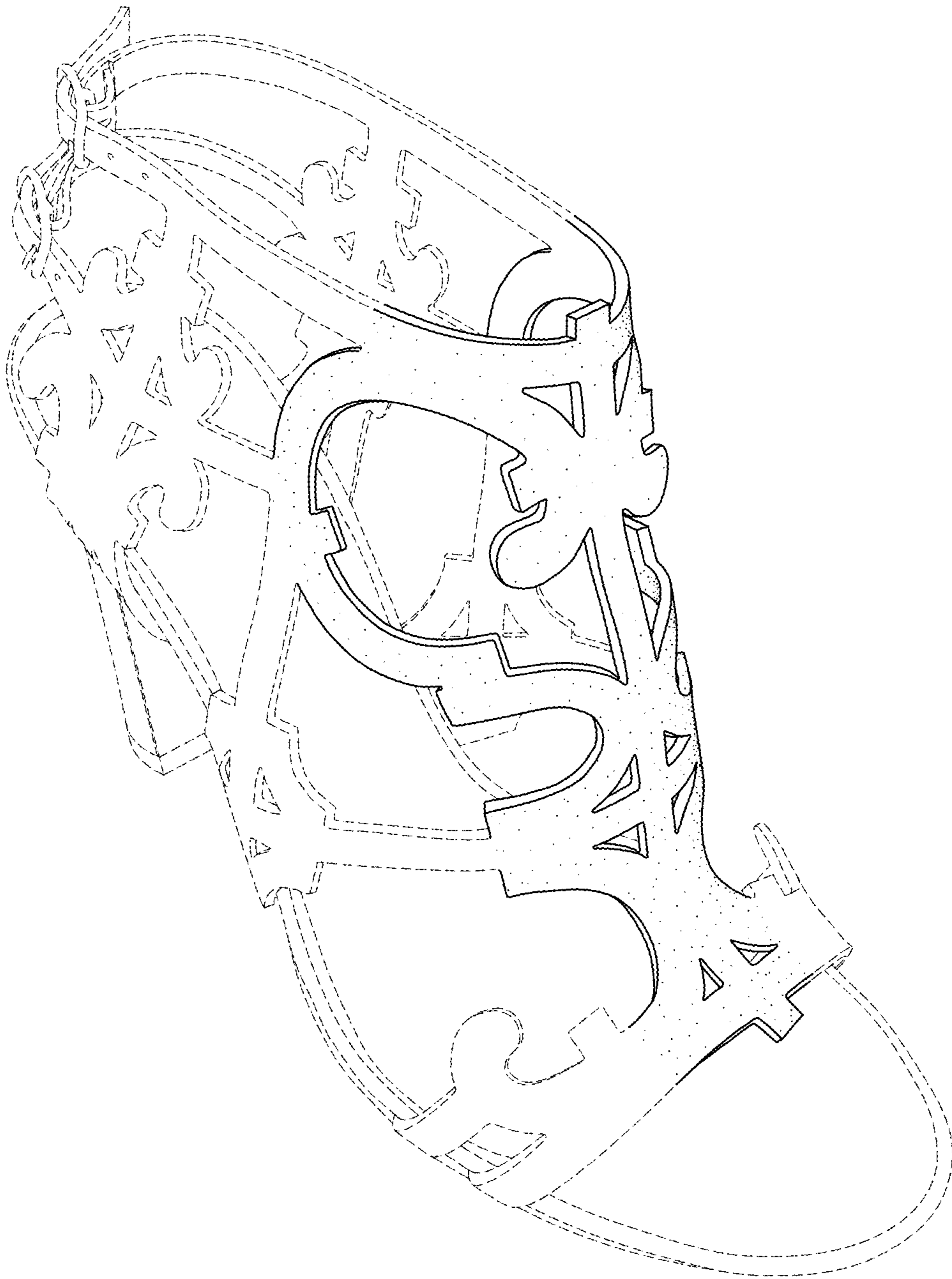


FIG. 2



FIG. 3





FIG. 4

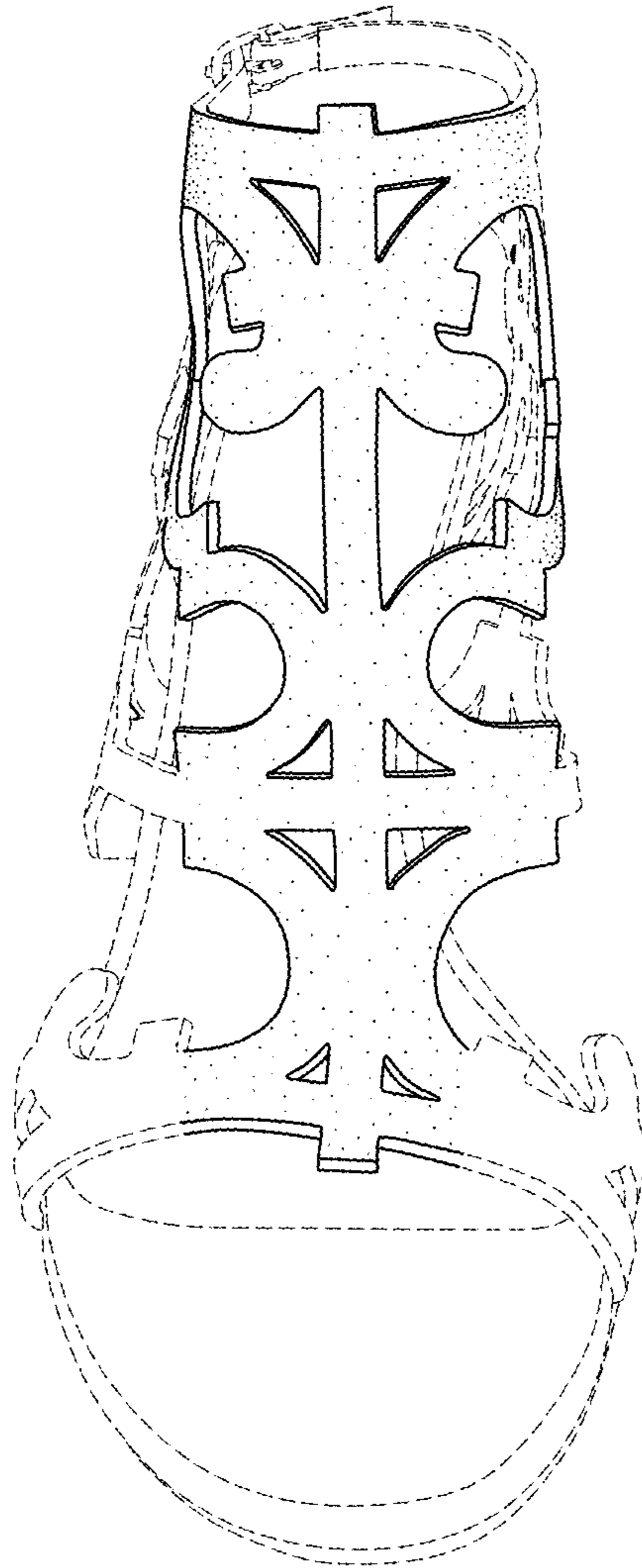


FIG. 5




FIG. 6

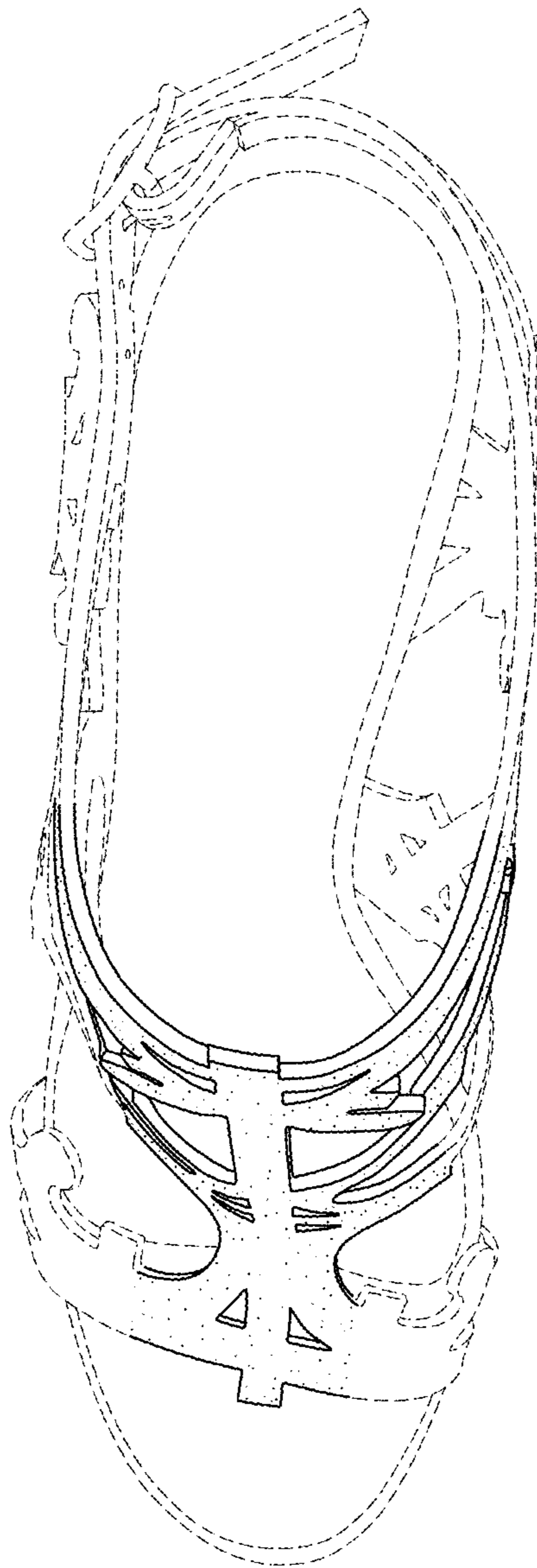


FIG. 7

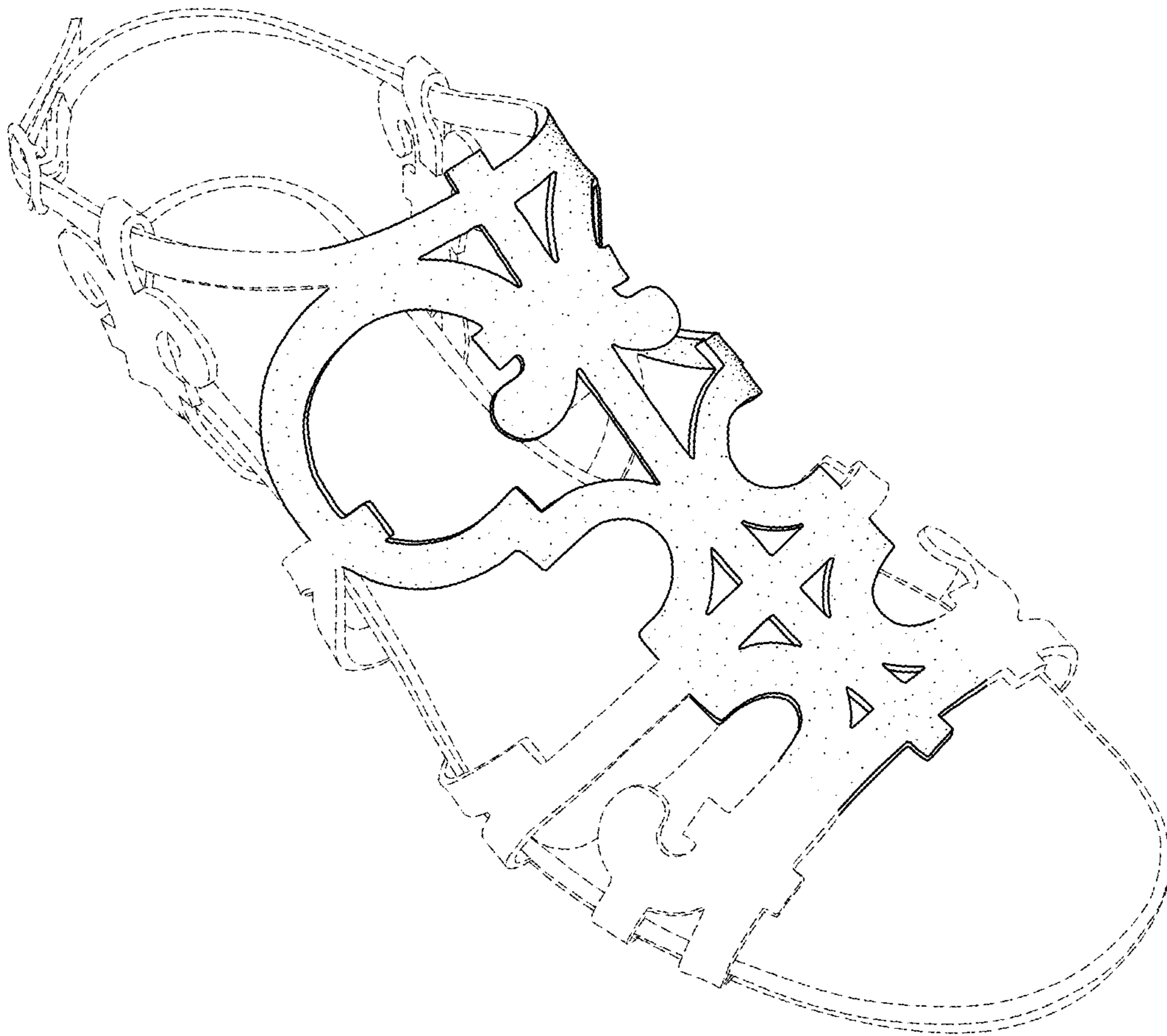




FIG. 8

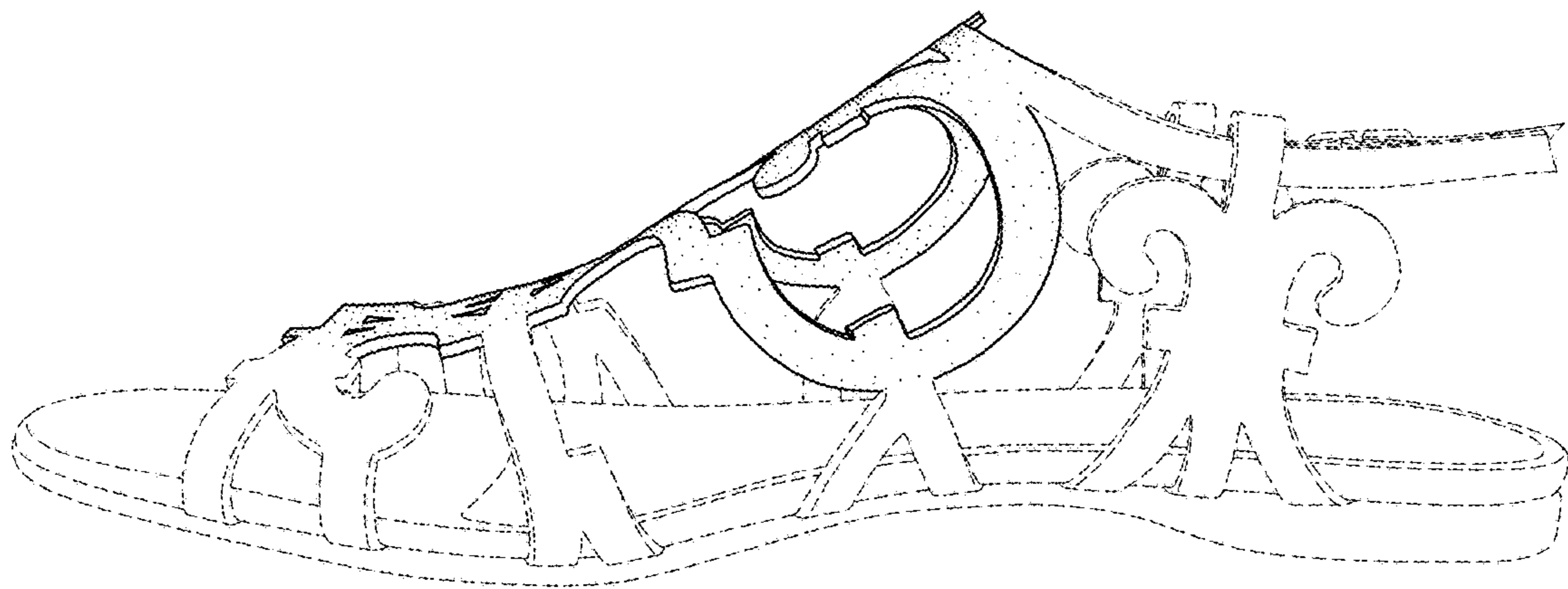


FIG. 9

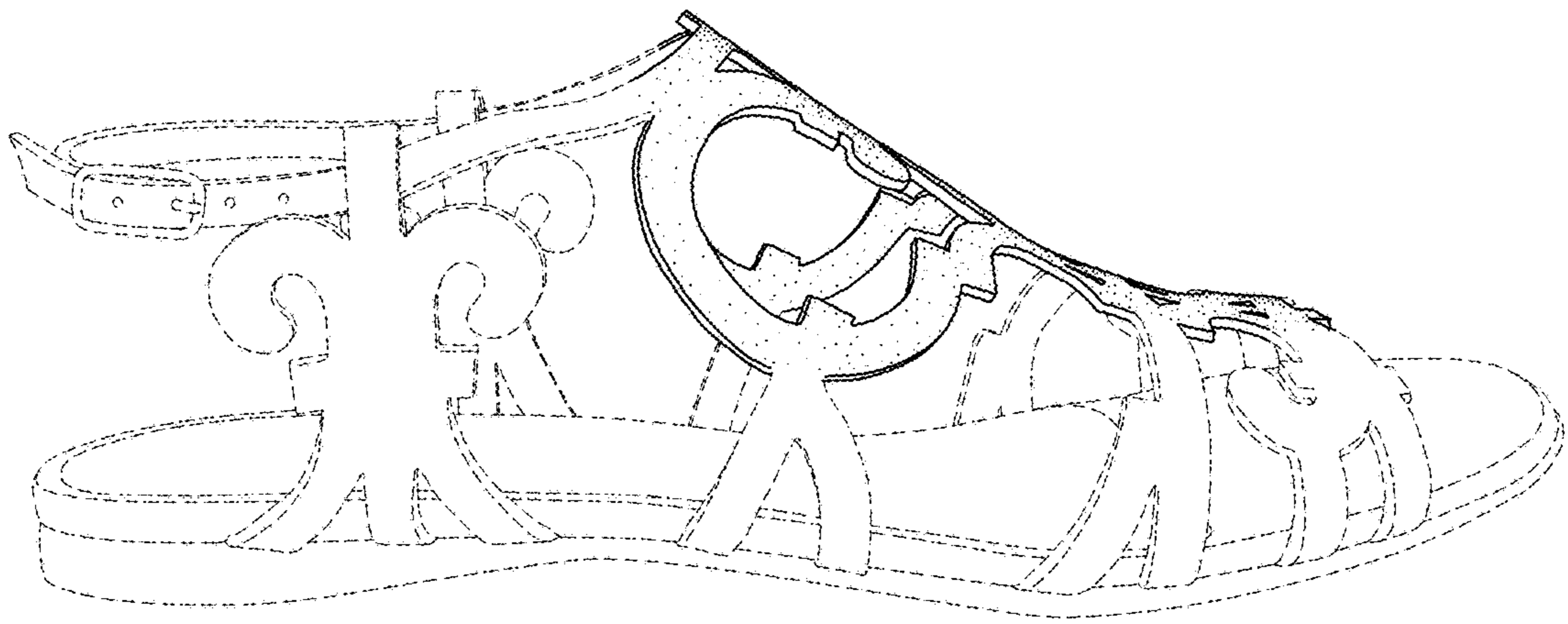


FIG. 10

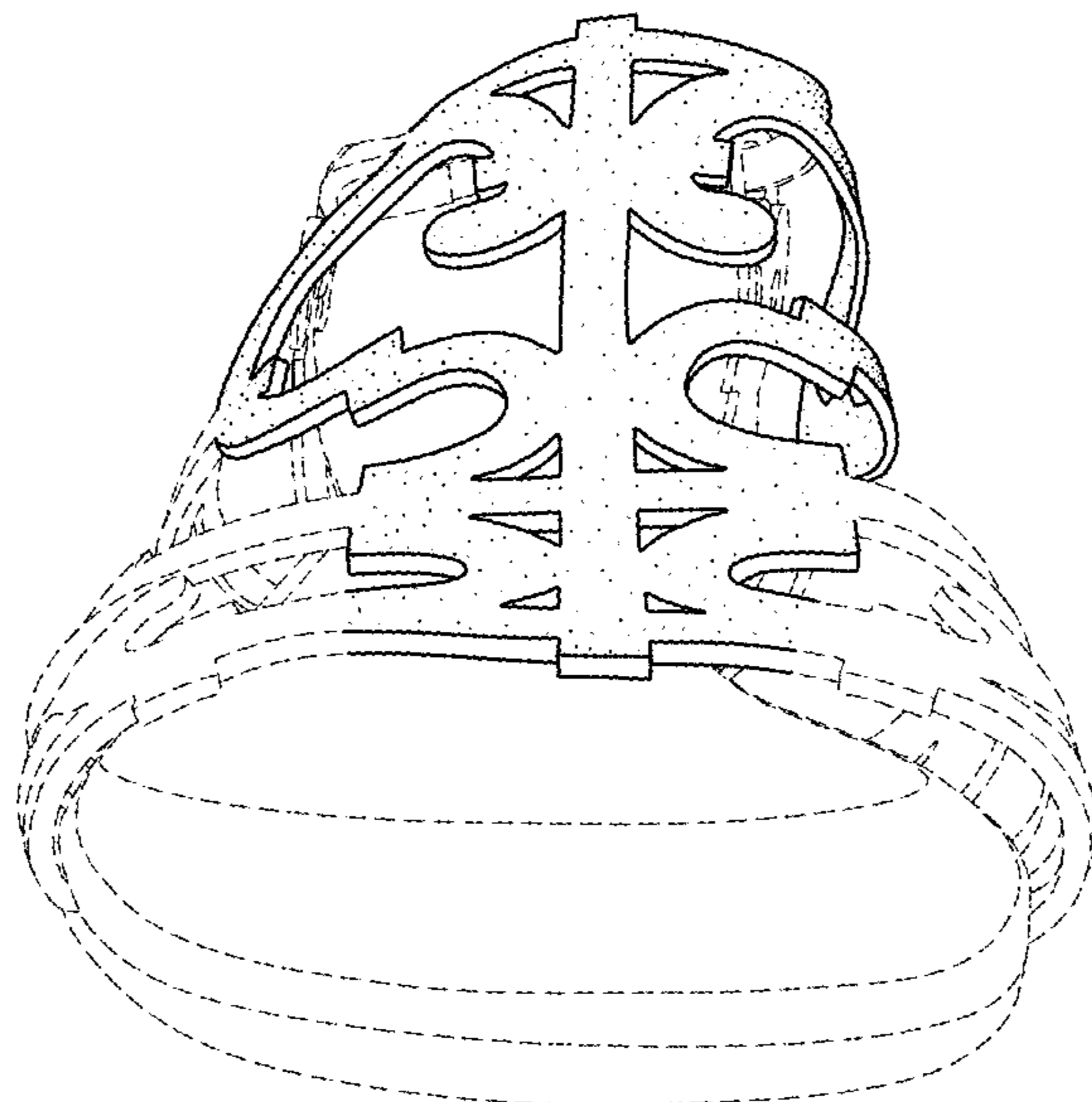


FIG. 11

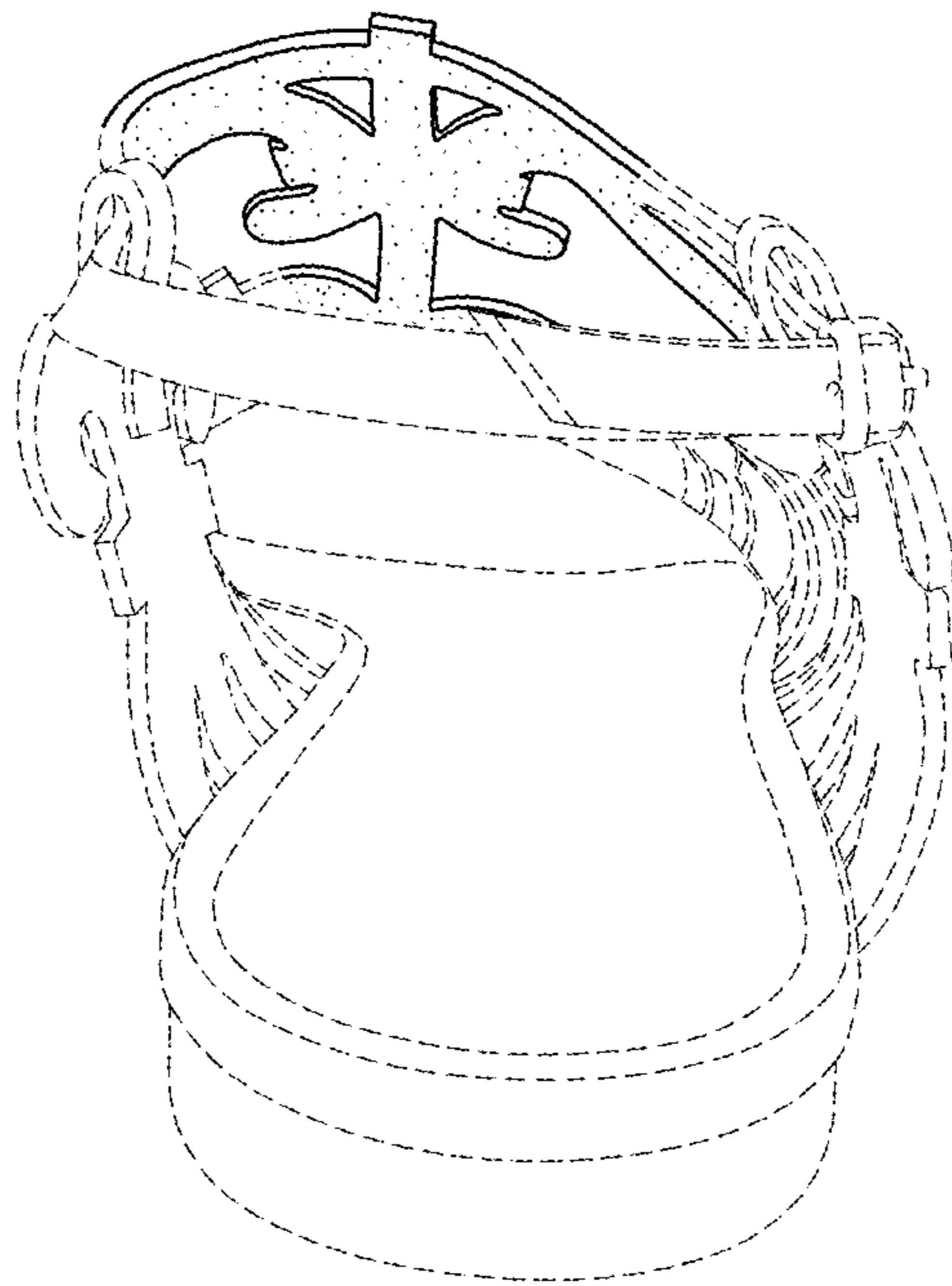


FIG. 12

