



US00D781538S

(12) **United States Design Patent**
Mitchell et al.

(10) **Patent No.: US D781,538 S**
(45) **Date of Patent: ** Mar. 21, 2017**

(54) **COMBINED SANDAL UPPER AND MIDSOLE**

(71) Applicant: **Vionic Group LLC**, San Rafael, CA (US)

(72) Inventors: **Terry Mitchell**, Larkspur, CA (US);
Amy Egelja, Marblehead, MA (US)

(73) Assignee: **Vionic Group LLC**, San Rafael, CA (US)

(**) Term: **15 Years**

(21) Appl. No.: **29/556,382**

(22) Filed: **Feb. 29, 2016**

(51) **LOC (10) Cl.** **02-04**

(52) **U.S. Cl.**
USPC **D2/916**

(58) **Field of Classification Search**
USPC 36/7.7, 7.3, 7.6, 7.8, 7.1 A, 11.5;
D2/925-942, 916-922, 968-971
CPC A43B 3/12; A43B 3/122; A43B 3/124;
A43B 3/126; A43B 3/128; A43B 23/042
See application file for complete search history.

(56) **References Cited**

U.S. PATENT DOCUMENTS

- 1,977,995 A * 10/1934 Morali A43B 3/0078
12/142 R
- D181,542 S * 11/1957 Fujil D2/917
- D254,521 S * 3/1980 Katz D2/917
- D450,177 S * 11/2001 Boncutter D2/916
- D486,296 S * 2/2004 Morrison D2/917
- D494,344 S * 8/2004 Leong D2/917

- 6,769,204 B1 * 8/2004 Phillips A43B 1/0081
36/100
- D552,841 S * 10/2007 Choi D2/971
- D580,130 S * 11/2008 Longley D2/917
- D606,731 S * 12/2009 Bridges D2/917
- D744,209 S * 12/2015 Kinchington D2/917
- D747,858 S * 1/2016 Andrade D2/917
- D753,907 S * 4/2016 Zavodny D2/917
- D756,077 S * 5/2016 Shyman D2/917

* cited by examiner

Primary Examiner — Susan Bennett Hattan

Assistant Examiner — Jennifer Wright

(74) *Attorney, Agent, or Firm* — Reed Smith LLP; Nina Habib Borders

(57) **CLAIM**

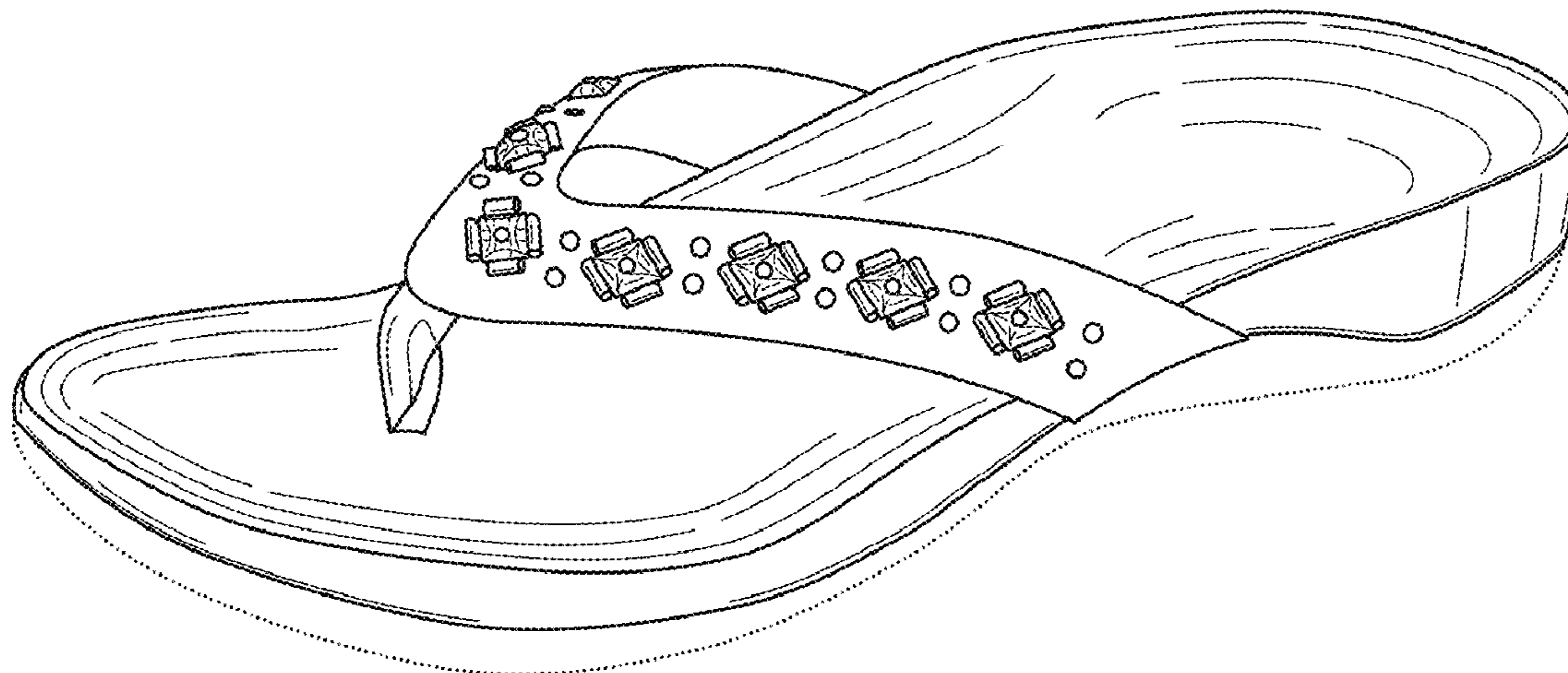
The ornamental design for the combined sandal upper and midsole, as shown and described.

DESCRIPTION

FIG. 1 is a top perspective view of my ornamental design for a combined sandal upper and midsole;
 FIG. 2 is a right side elevation view thereof;
 FIG. 3 is a left side elevation view thereof;
 FIG. 4 is a top plan view thereof;
 FIG. 5 is a bottom plan view thereof;
 FIG. 6 is a front elevational view thereof; and,
 FIG. 7 is a rear elevational view thereof.

The broken lines in the drawings depict parts of the combined sandal upper and midsole and form no part of the claimed design.

1 Claim, 2 Drawing Sheets



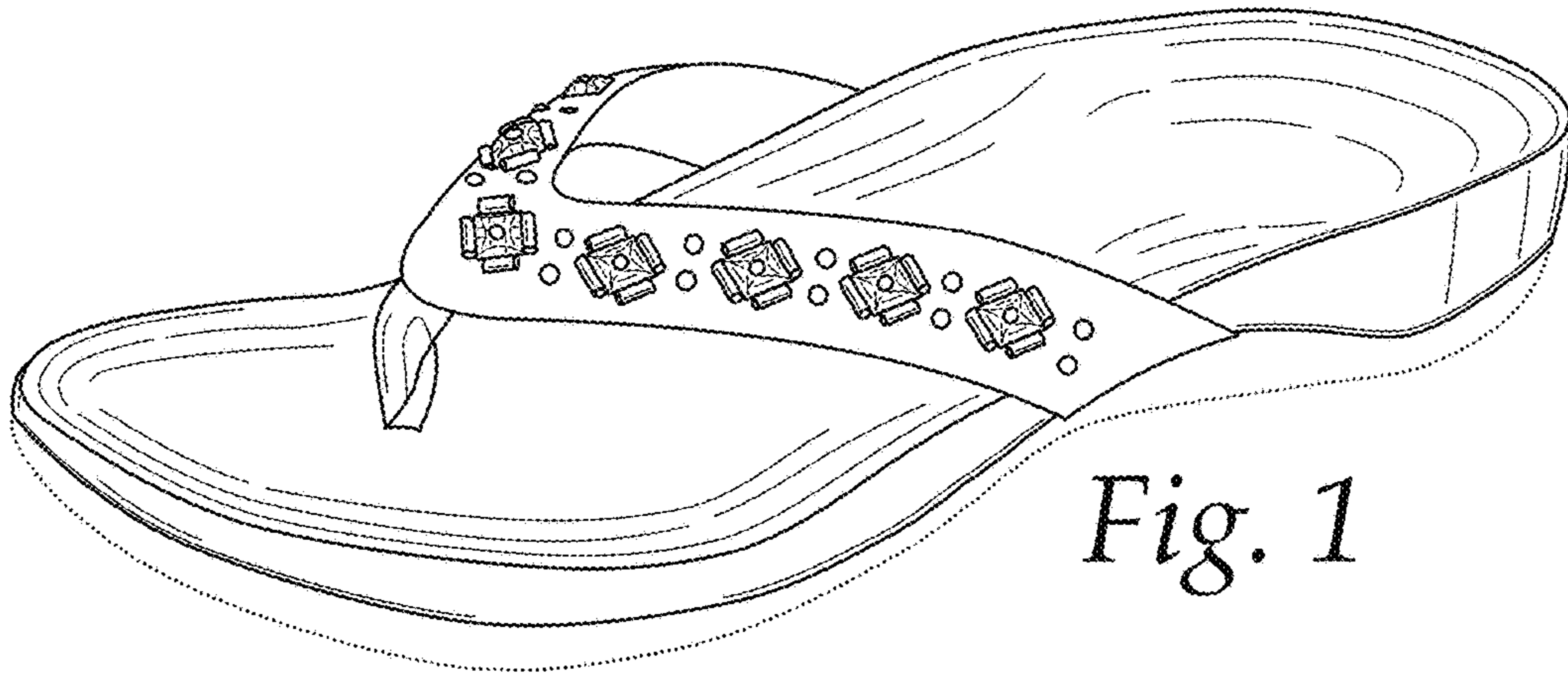


Fig. 1




Fig. 2

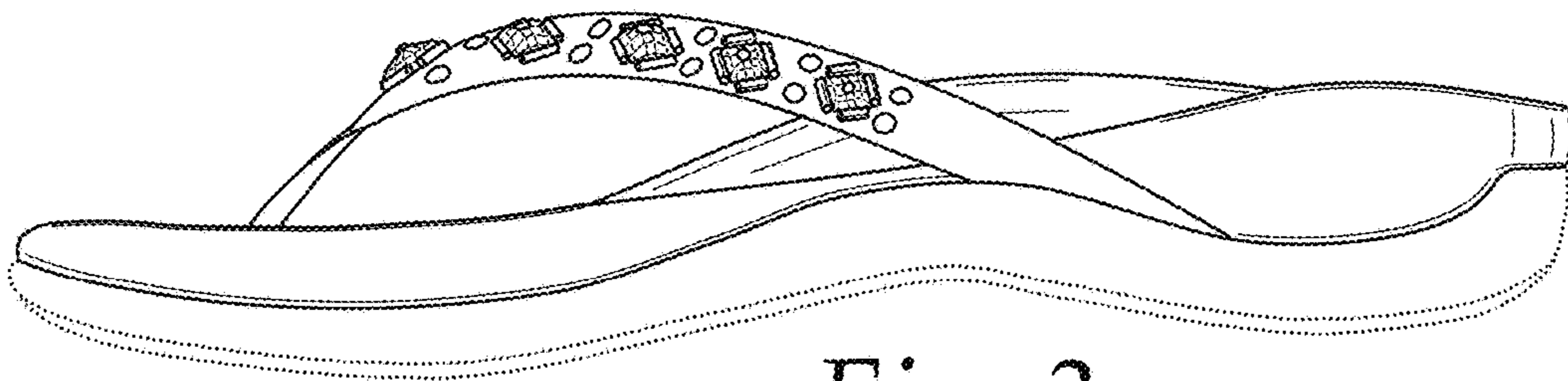


Fig. 3

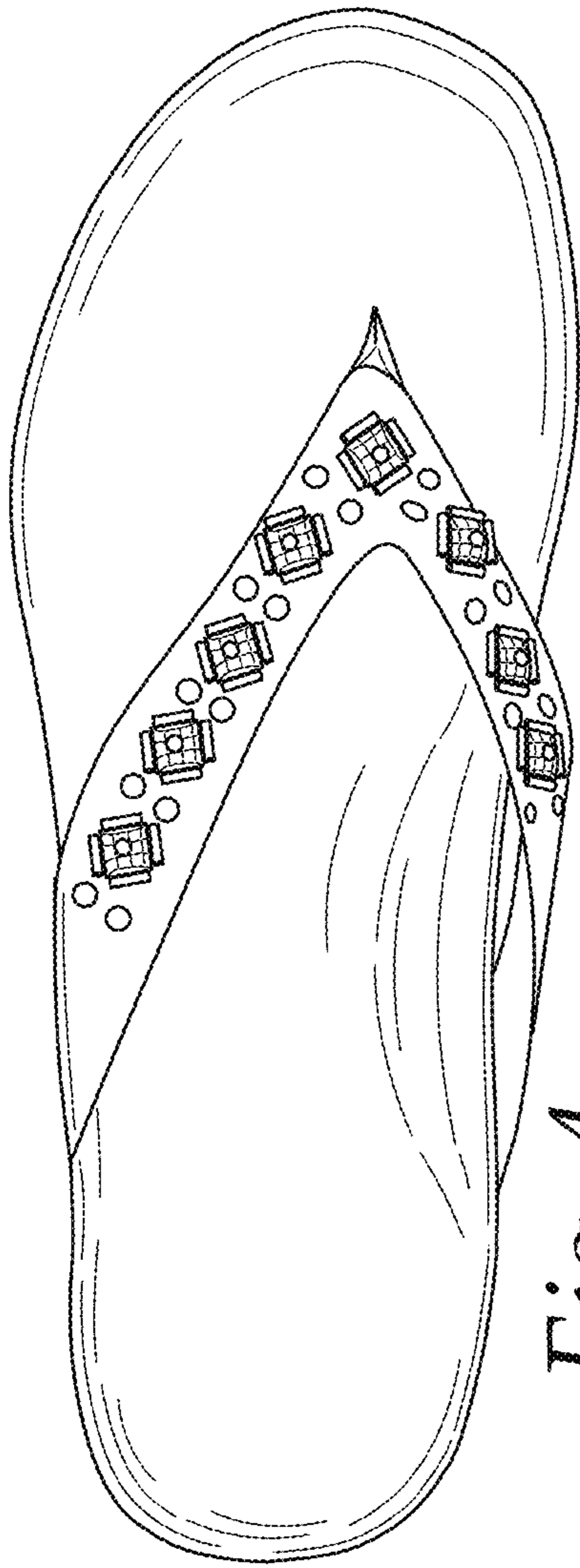


Fig. 4

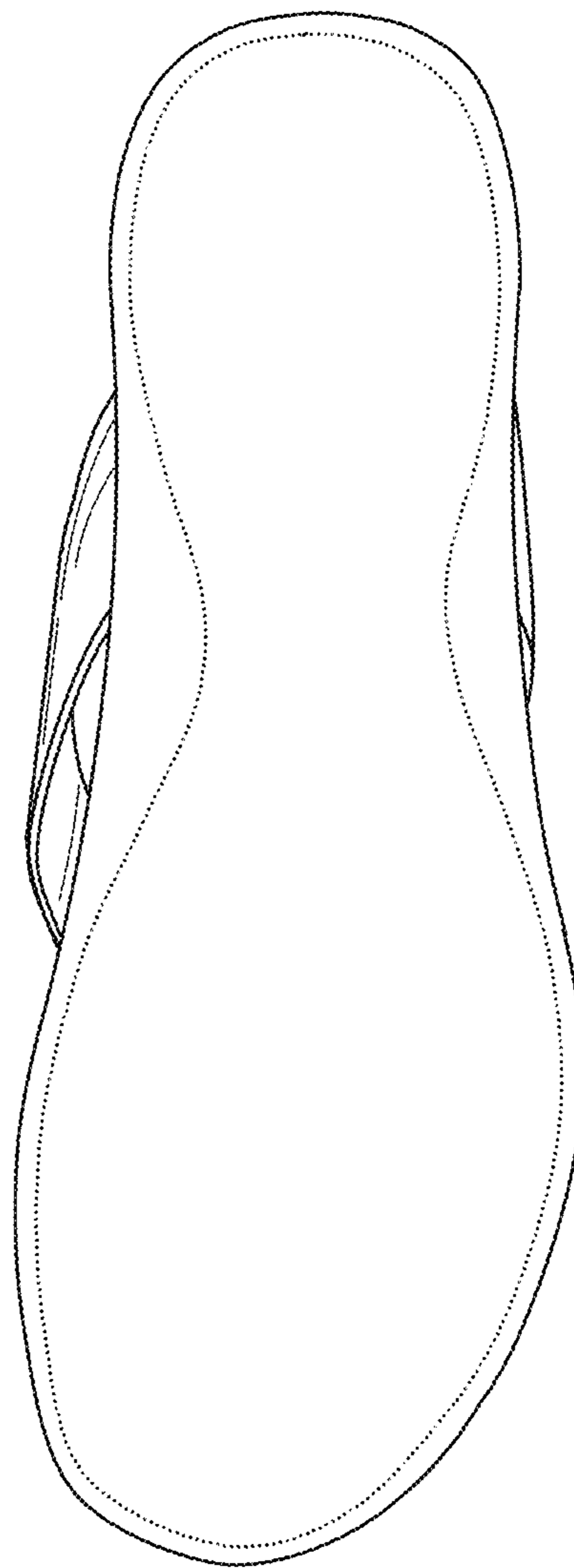


Fig. 5

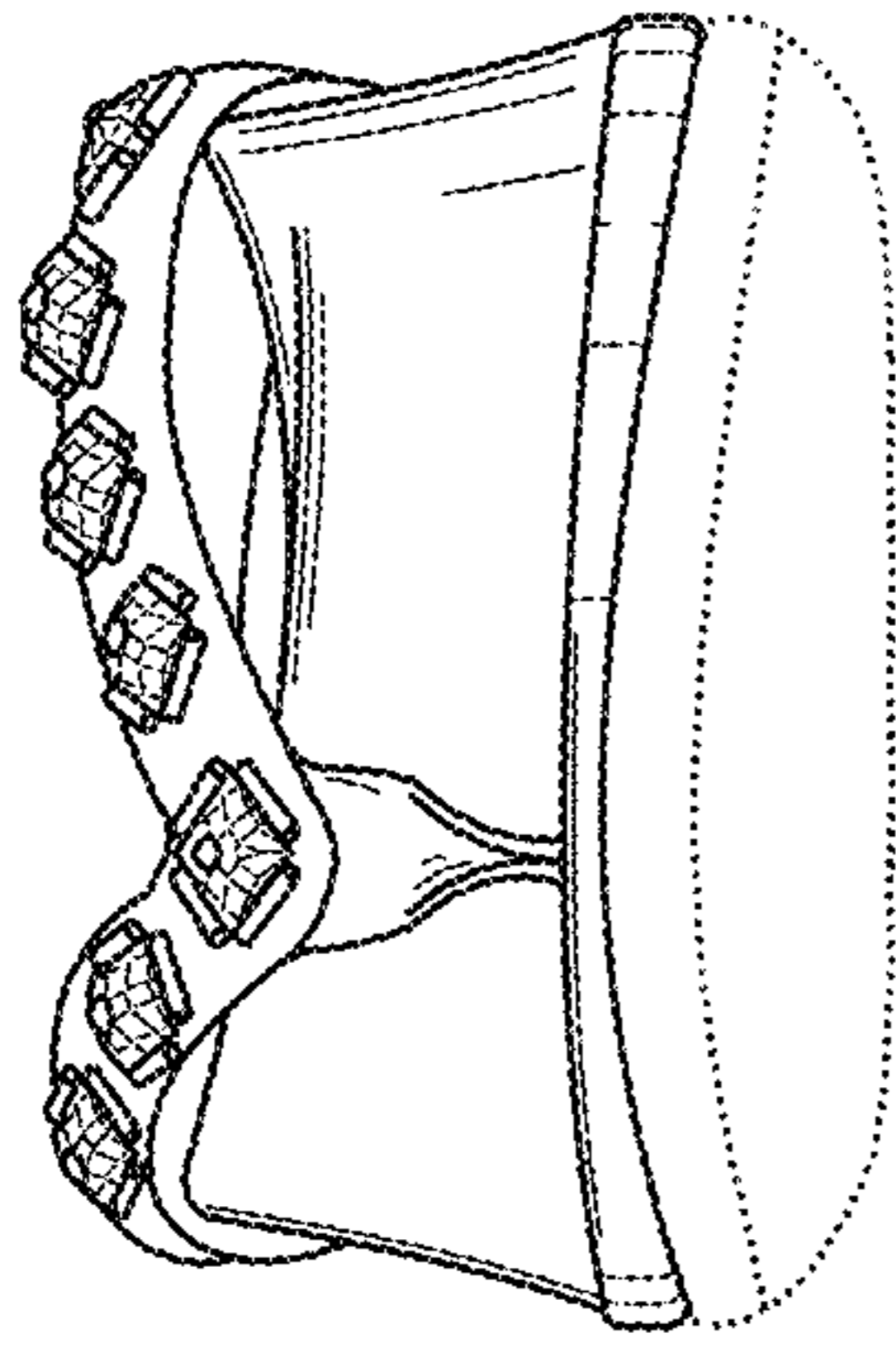


Fig. 6

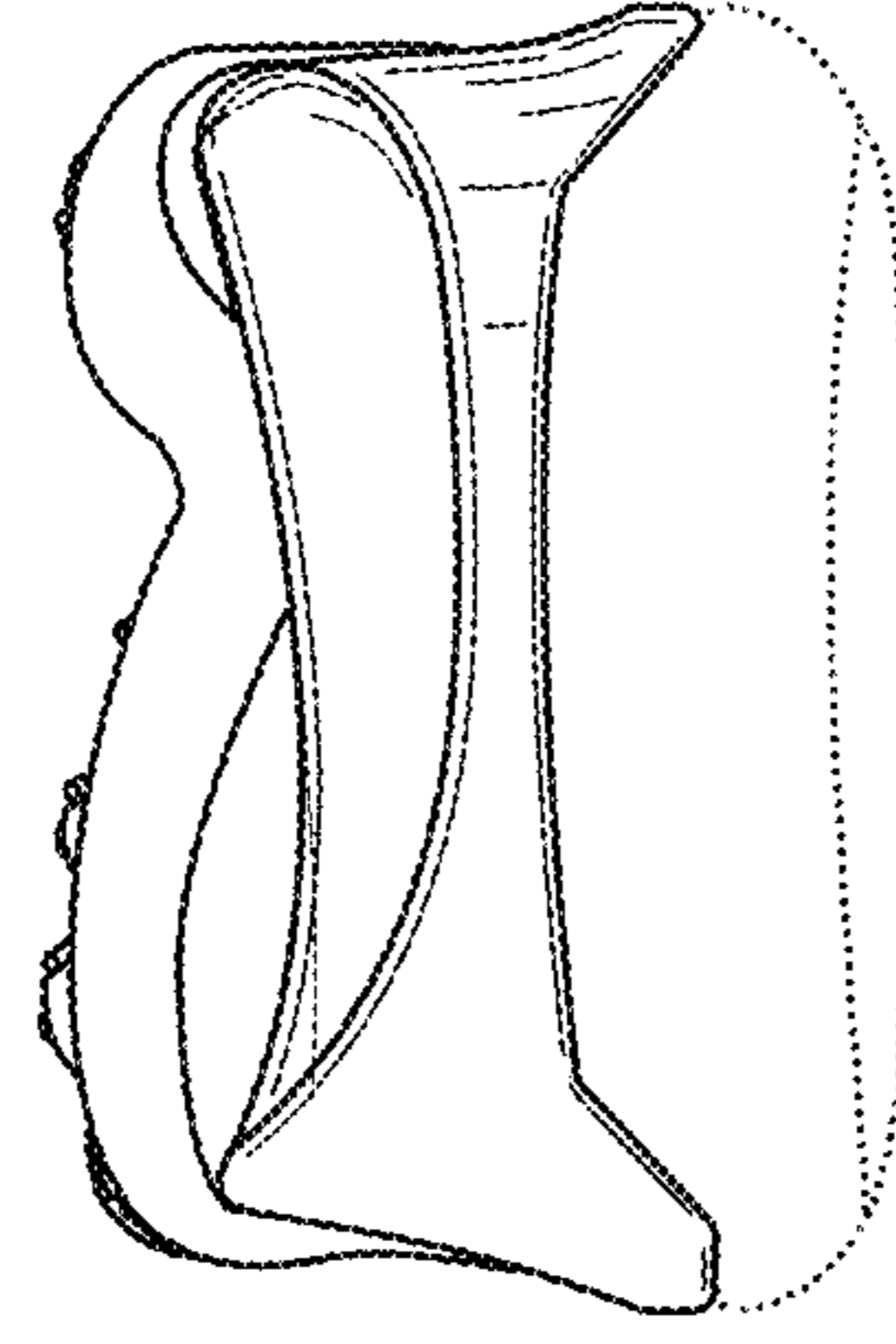


Fig. 7