



US00D781534S

(12) **United States Design Patent**  
**Maher, III**

(10) **Patent No.:** **US D781,534 S**  
(45) **Date of Patent:** **\*\* Mar. 21, 2017**

(54) **VISOR**

D366,558 S \* 1/1996 Galper ..... D2/872  
D423,194 S \* 4/2000 Shwartz ..... D2/876  
D545,030 S \* 6/2007 Fukunaga ..... D2/871

(Continued)

(71) Applicant: **John F. Maher, III**, New York, NY  
(US)

(72) Inventor: **John F. Maher, III**, New York, NY  
(US)

(\*\*) Term: **15 Years**

(21) Appl. No.: **29/542,469**

(22) Filed: **Oct. 14, 2015**

(51) **LOC (10) Cl.** ..... **02-03**

(52) **U.S. Cl.**  
USPC ..... **D2/876**

(58) **Field of Classification Search**  
USPC ..... D2/865, 866, 871, 872, 876, 882, 884,  
D2/891, 895  
CPC .. A42B 1/00; A42B 1/004; A42B 1/02; A42B  
1/062; A42B 1/063; A42B 1/064; A42B  
1/22; A42B 1/24; A42C 5/00  
See application file for complete search history.

(56) **References Cited**

**U.S. PATENT DOCUMENTS**

D251,336 S \* 3/1979 Getgey ..... D2/876  
D263,092 S \* 2/1982 Fay ..... D2/876  
4,545,313 A \* 10/1985 Chiang ..... A42B 1/004  
112/475.11  
D282,118 S \* 1/1986 Mengwasser ..... D11/117  
4,606,077 A \* 8/1986 Phillips ..... A61F 9/045  
2/12  
5,177,811 A \* 1/1993 Ulrich ..... A42B 1/062  
2/209.3

**OTHER PUBLICATIONS**

Rhinestone Star Tennis Golf Black Sun Visor, [on-line]; [publica-  
tion date unknown]; [retrieved from the Internet Feb. 11, 2016];  
URL: < <http://www.amazon.com/Rhinestone-Star-Tennis-Black-Visor/dp/B003MIDVQC>>. (1 page).\*

(Continued)

*Primary Examiner* — Karen E. Eldridge Powers

*Assistant Examiner* — Jasmine Mlinarcik

(74) *Attorney, Agent, or Firm* — Carter, DeLuca, Farrell  
& Schmidt, LLP


(57) **CLAIM**

The ornamental design for a visor, as shown and described.

**DESCRIPTION**

FIG. 1 is a front perspective view of a visor in accordance with an embodiment of the present design;  
FIG. 2 is a top perspective view of the visor of FIG. 1;  
FIG. 3 is a right side elevation view of the visor of FIG. 1;  
FIG. 4 is a left side elevation view of the visor of FIG. 1;  
FIG. 5 is a bottom perspective view of the visor of FIG. 1;  
FIG. 6 is a rear elevation view of the visor of FIG. 1;  
FIG. 7 is a rear perspective view of the visor of FIG. 1; and,  
FIG. 8 is a front perspective view of the visor of FIG. 1.  
In FIGS. 1-8, the features of the visor shown in regularly-incremented and dotted phantom lines illustrate environmental structure only and do not constitute a part of the claimed design.

**1 Claim, 8 Drawing Sheets**



(56)

**References Cited**

U.S. PATENT DOCUMENTS

D589,235 S \* 3/2009 Kelleghan ..... D2/876  
D607,627 S \* 1/2010 Kowalczuk ..... D2/876  
D623,384 S \* 9/2010 Balconi ..... D2/876  
D751,794 S \* 3/2016 Zenoff ..... D2/866

OTHER PUBLICATIONS

Dallas Cowboys Navy Blue Primary "Star" Logo Adjustable Visor, [on-line]; [publication date unknown]; [retrieved from the Internet Feb. 11, 2016]; URL: <<https://www.funwearsports.com/NFL/Cowboys/DallasCowboysNavyBluePrimaryStarLogoAdjustableVisor.html>>. (1 page).\*

\* cited by examiner

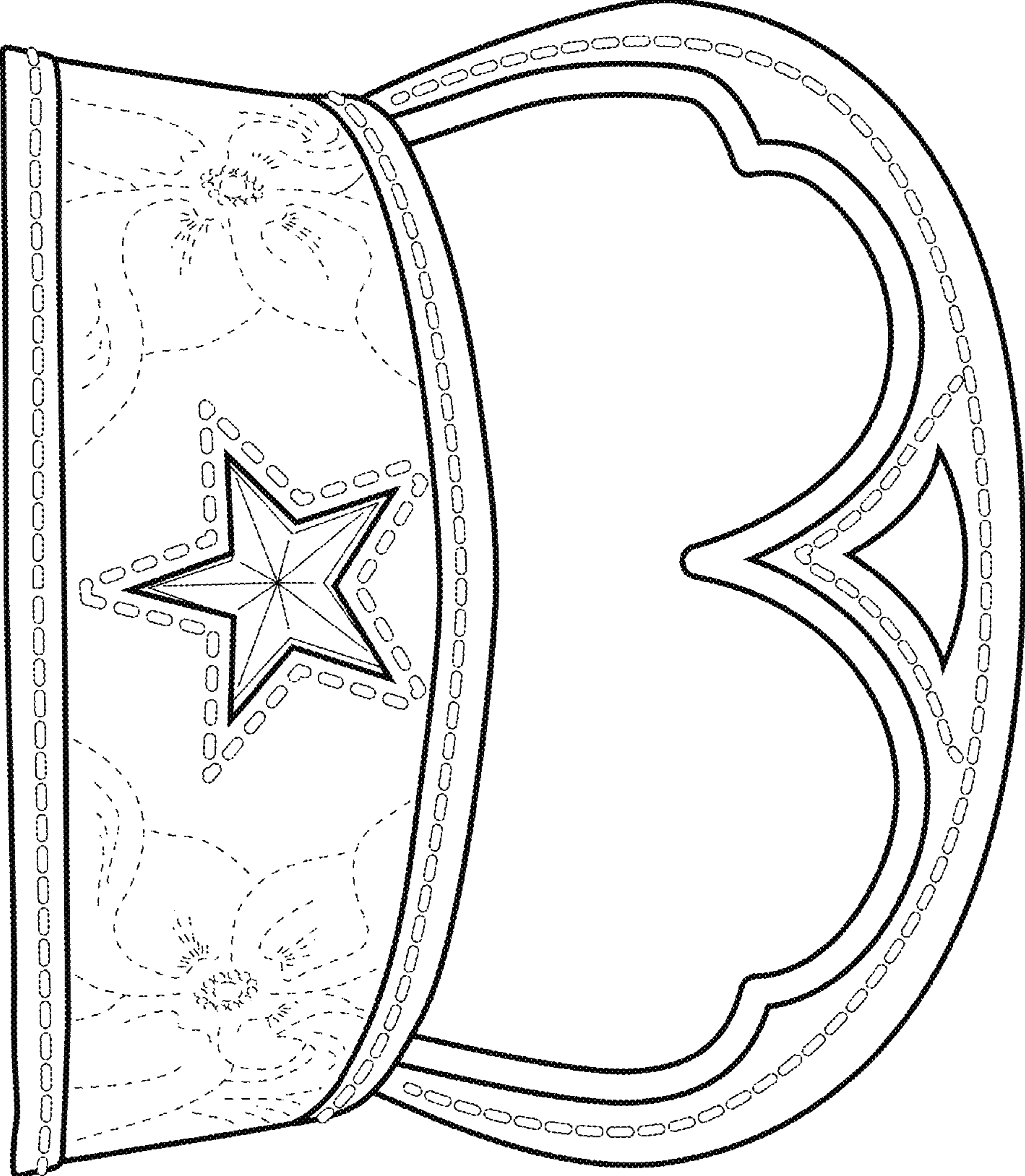


Fig. 1

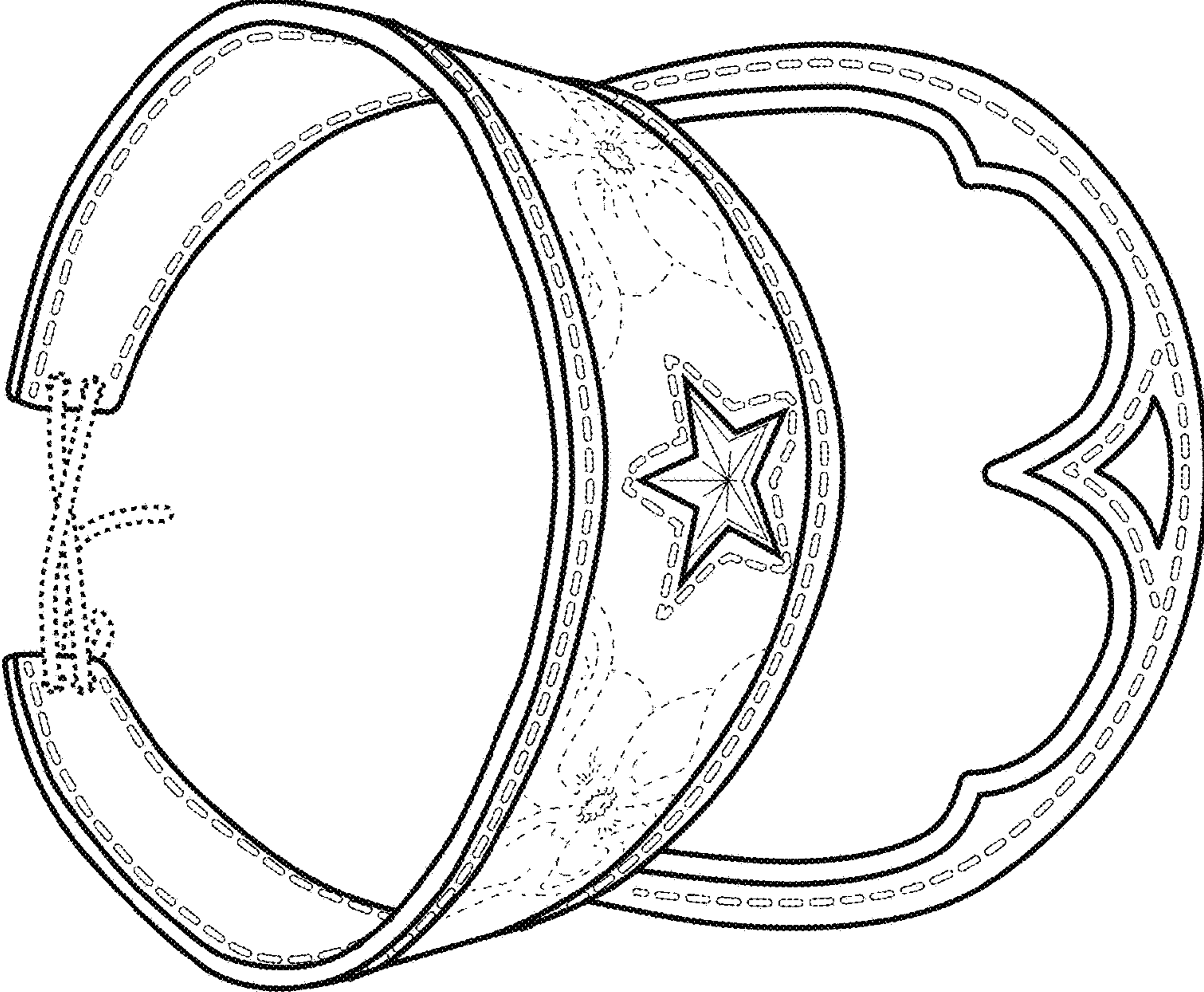


Fig. 2




Fig. 3

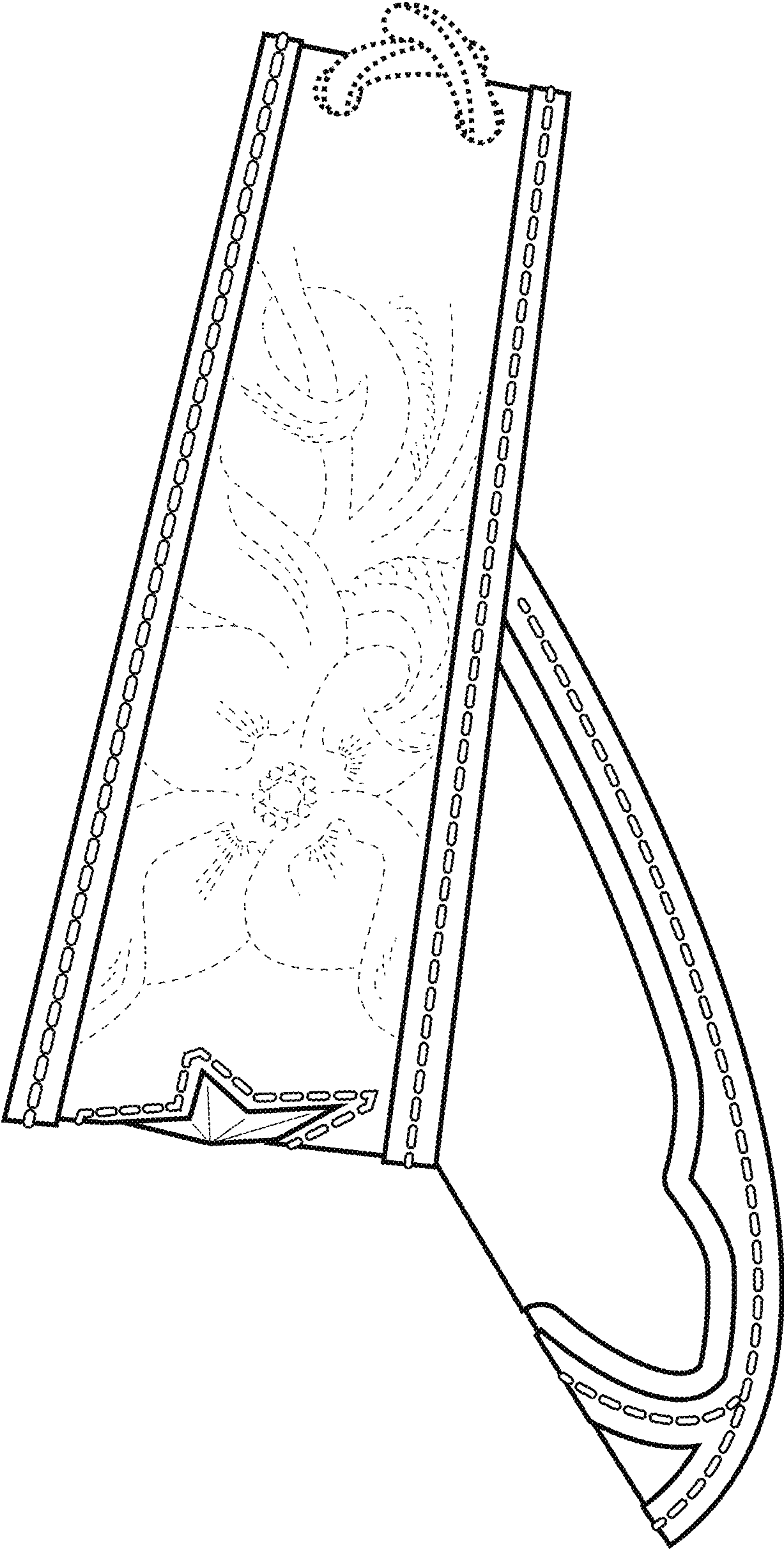


Fig. 4

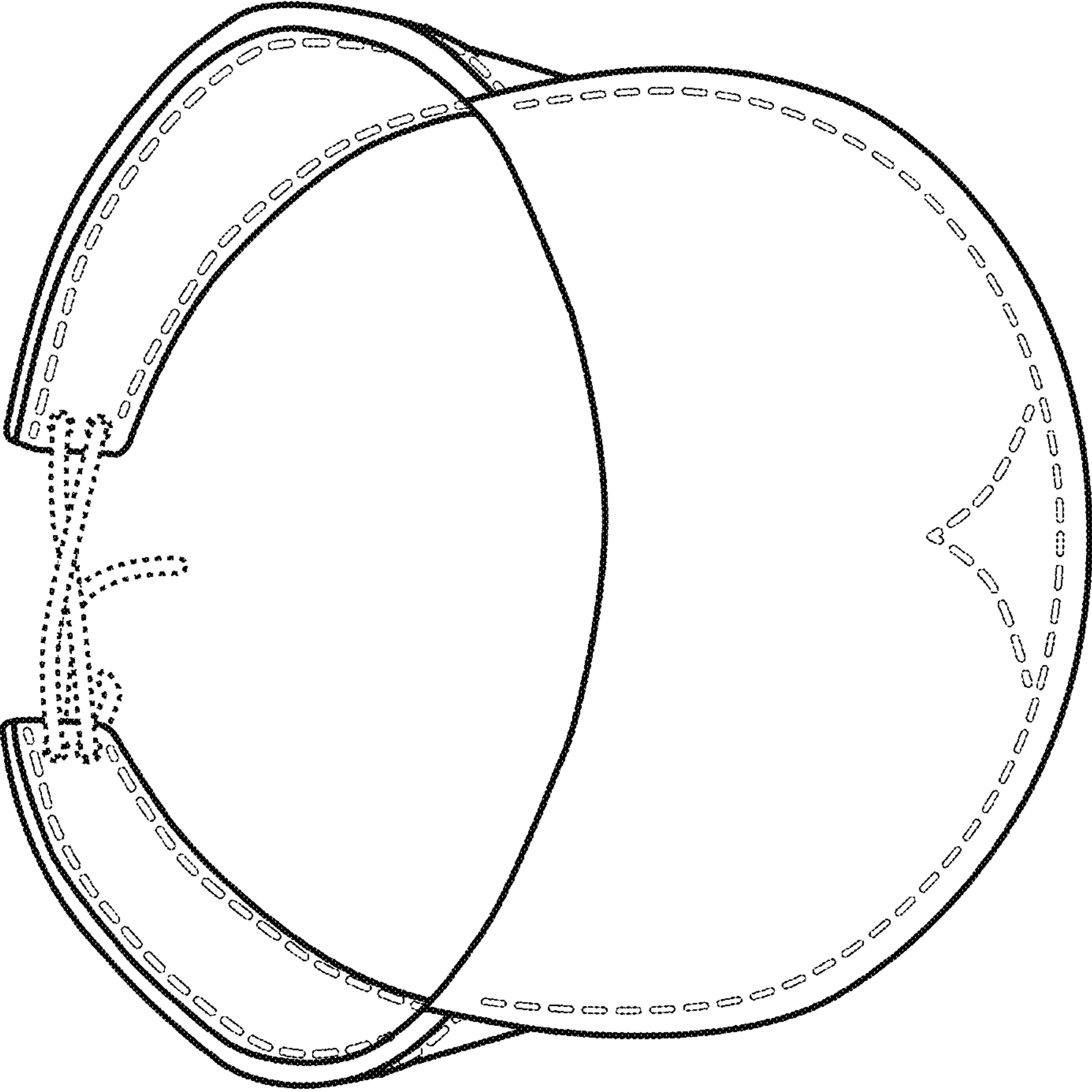


Fig. 5

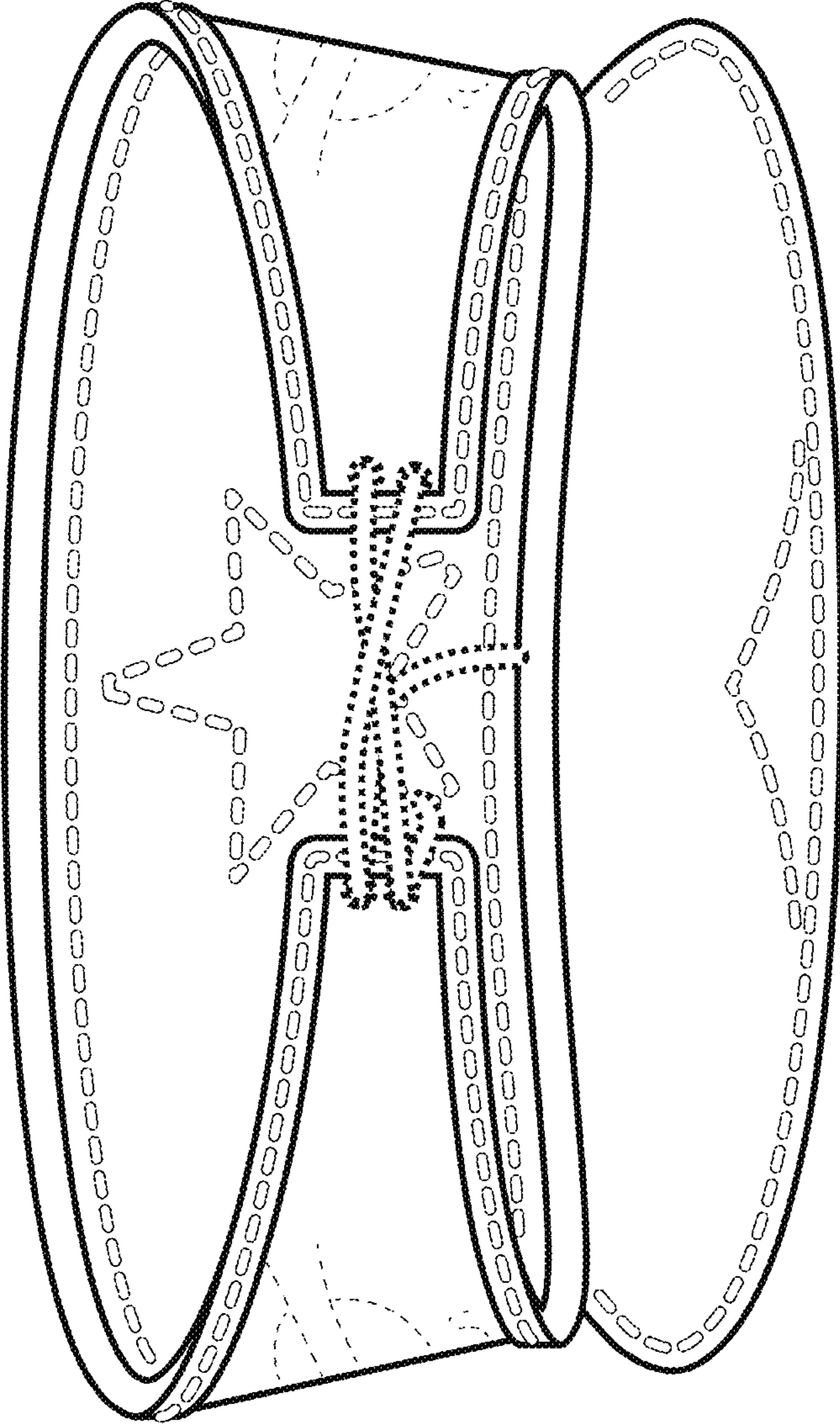


Fig. 6



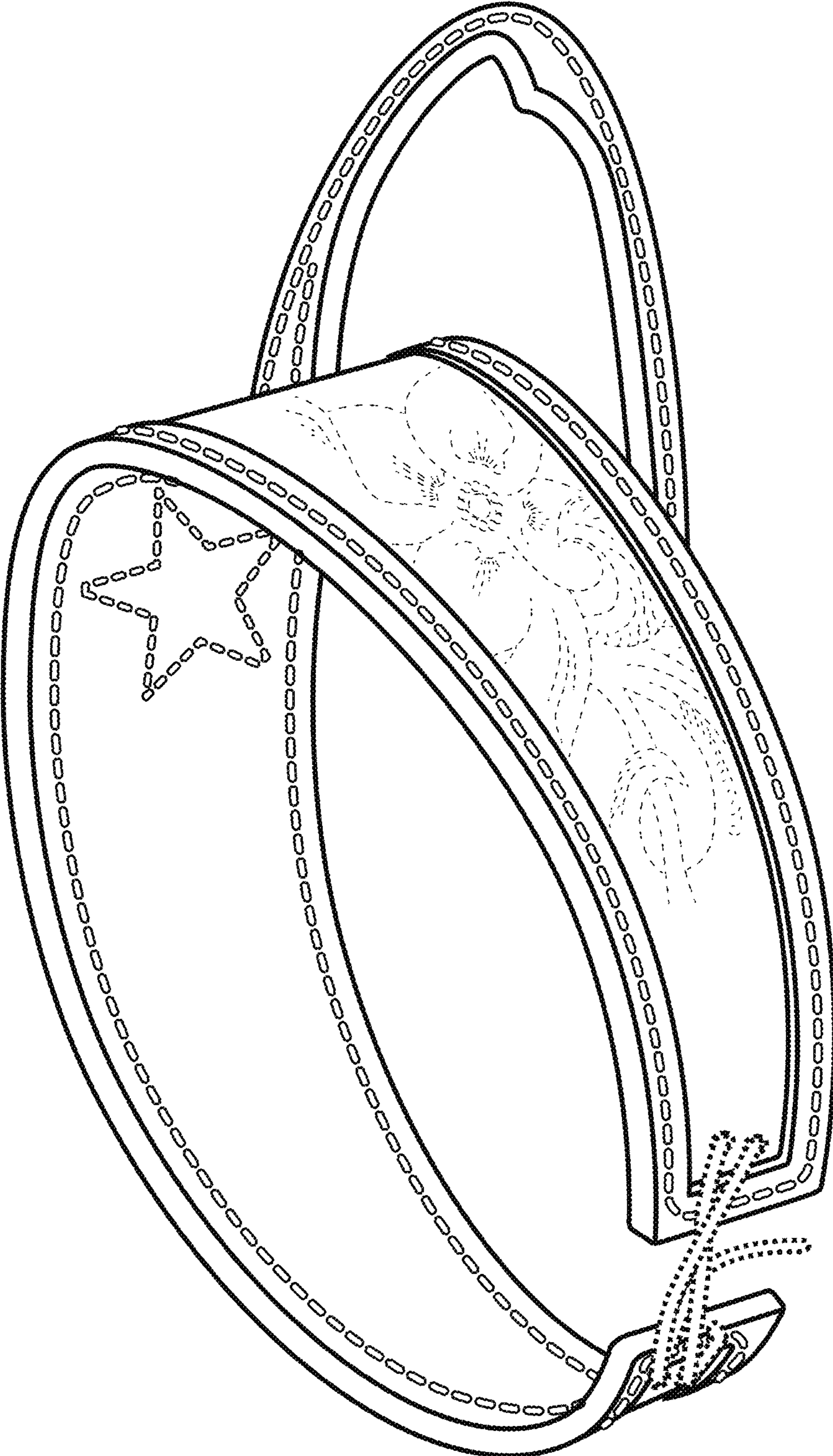


Fig. 7

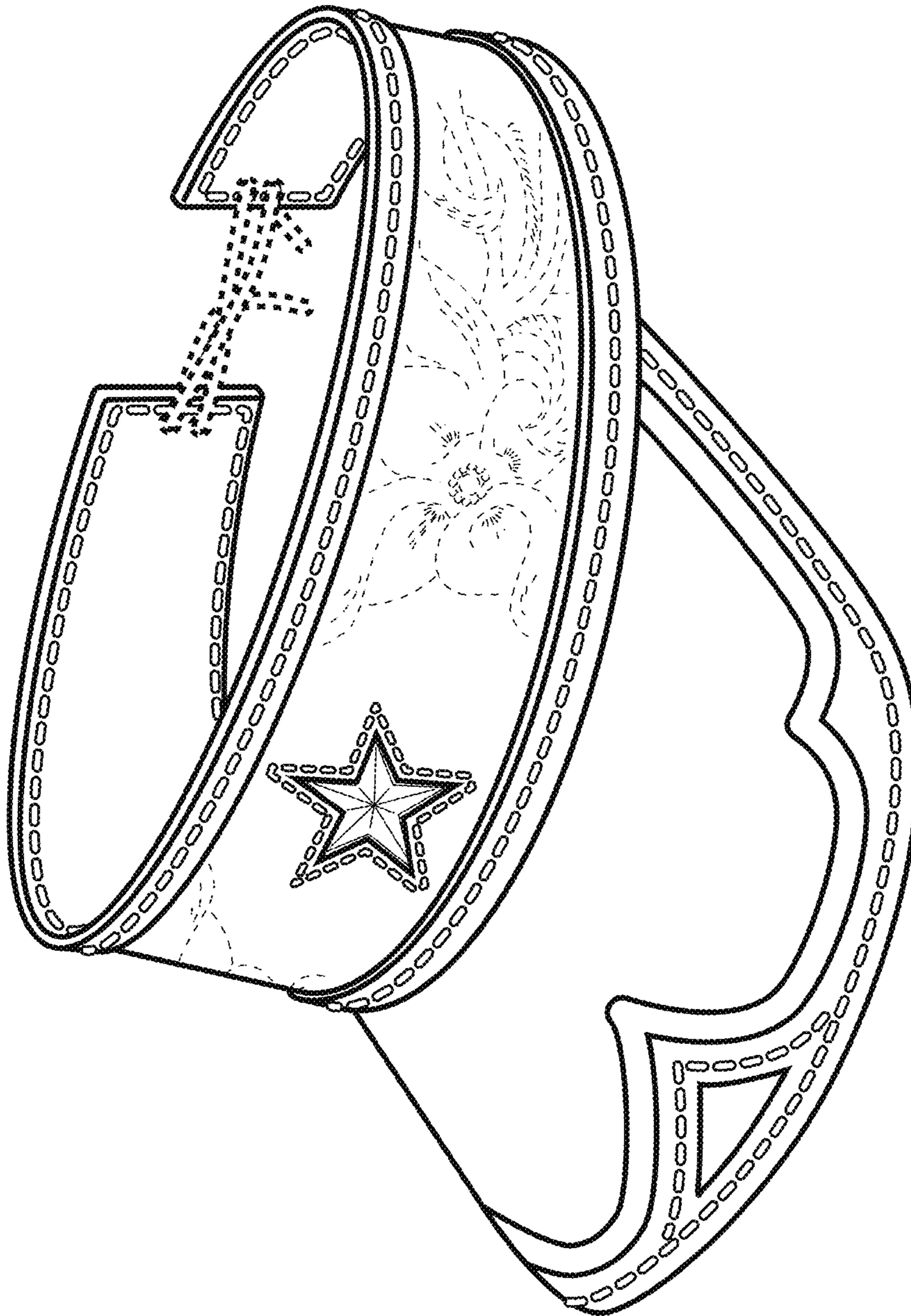


Fig. 8