



US00D781524S

(12) **United States Design Patent**
Bhandula et al.

(10) **Patent No.:** **US D781,524 S**
(45) **Date of Patent:** **** Mar. 14, 2017**

- (54) **URN**
- (71) Applicant: **Infinityurns, LLC**, North Liberty, IA (US)
- (72) Inventors: **Vikrant Bhandula**, Moradabad (IN); **Sushant Sengupta**, North Liberty, IA (US)
- (73) Assignee: **Infinityurns, LLC**, North Liberty, IA (US)
- (**) Term: **15 Years**
- (21) Appl. No.: **29/548,070**
- (22) Filed: **Dec. 10, 2015**
- (51) **LOC (10) Cl.** **99-00**
- (52) **U.S. Cl.**
USPC **D99/5**
- (58) **Field of Classification Search**
USPC D99/5; 27/1, 35, 10, 7; D11/144, 145, D11/153; D23/366; D6/566, 567; D26/9; D27/102; D32/53; D34/2; 362/159, 161; 431/291; 220/23.9; 428/38
CPC A61G 17/00; F21V 35/00
See application file for complete search history.

(56) **References Cited**

U.S. PATENT DOCUMENTS

- D119,619 S * 3/1940 Fuerst D11/154
- D120,587 S * 5/1940 Hinkins D7/532
- 2,385,520 A * 9/1945 Klinzing A61G 17/08
220/288
- D167,667 S * 9/1952 Babany 220/504

- D172,360 S * 6/1954 Price D26/20
- D189,393 S * 12/1960 Schlumbohm D23/356
- 2,982,458 A * 5/1961 Hennion B65D 3/02
229/117.23
- 3,374,344 A * 3/1968 Rudolph A47G 19/2227
362/101
- D237,853 S * 12/1975 Katz D7/523
- 4,416,370 A * 11/1983 Beall A47G 33/002
206/19
- 5,029,373 A * 7/1991 Raymond A61G 17/08
27/1
- 5,379,499 A * 1/1995 Jackson A61G 17/08
220/521
- 6,468,071 B2 * 10/2002 Zou C11C 5/008
431/126
- 6,785,939 B1 * 9/2004 James A61G 17/08
27/1
- D531,452 S * 11/2006 Toth D7/509
- D560,788 S * 1/2008 Farrell D23/366
- D582,534 S * 12/2008 Conway D11/152
- D593,365 S * 6/2009 Miller D7/510
- 8,959,731 B2 * 2/2015 Lynch A61G 17/08
27/1

(Continued)

Primary Examiner — Paula Greene
(74) *Attorney, Agent, or Firm* — Shuttleworth & Ingersoll, PLC; Jason Sytsma

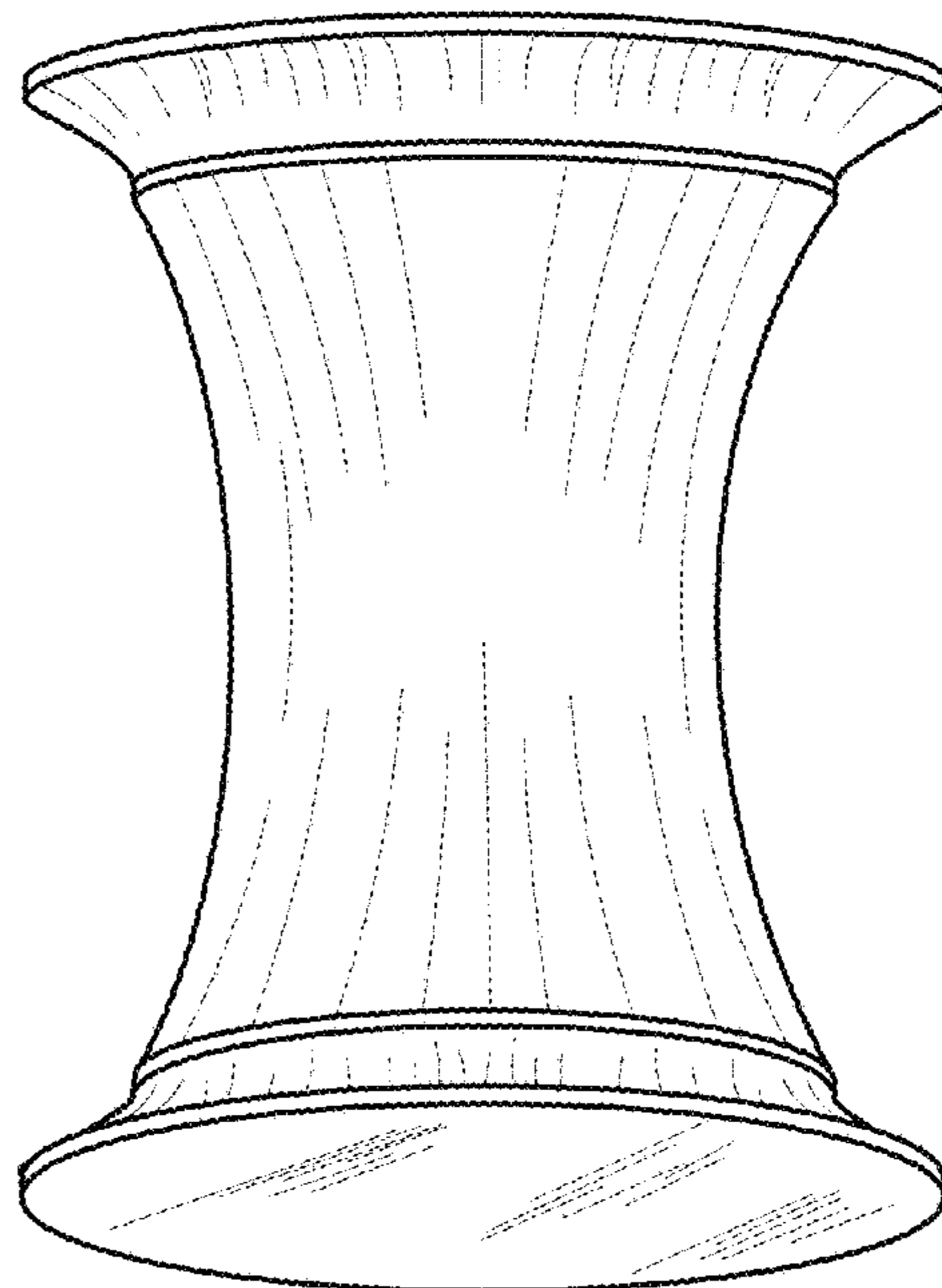
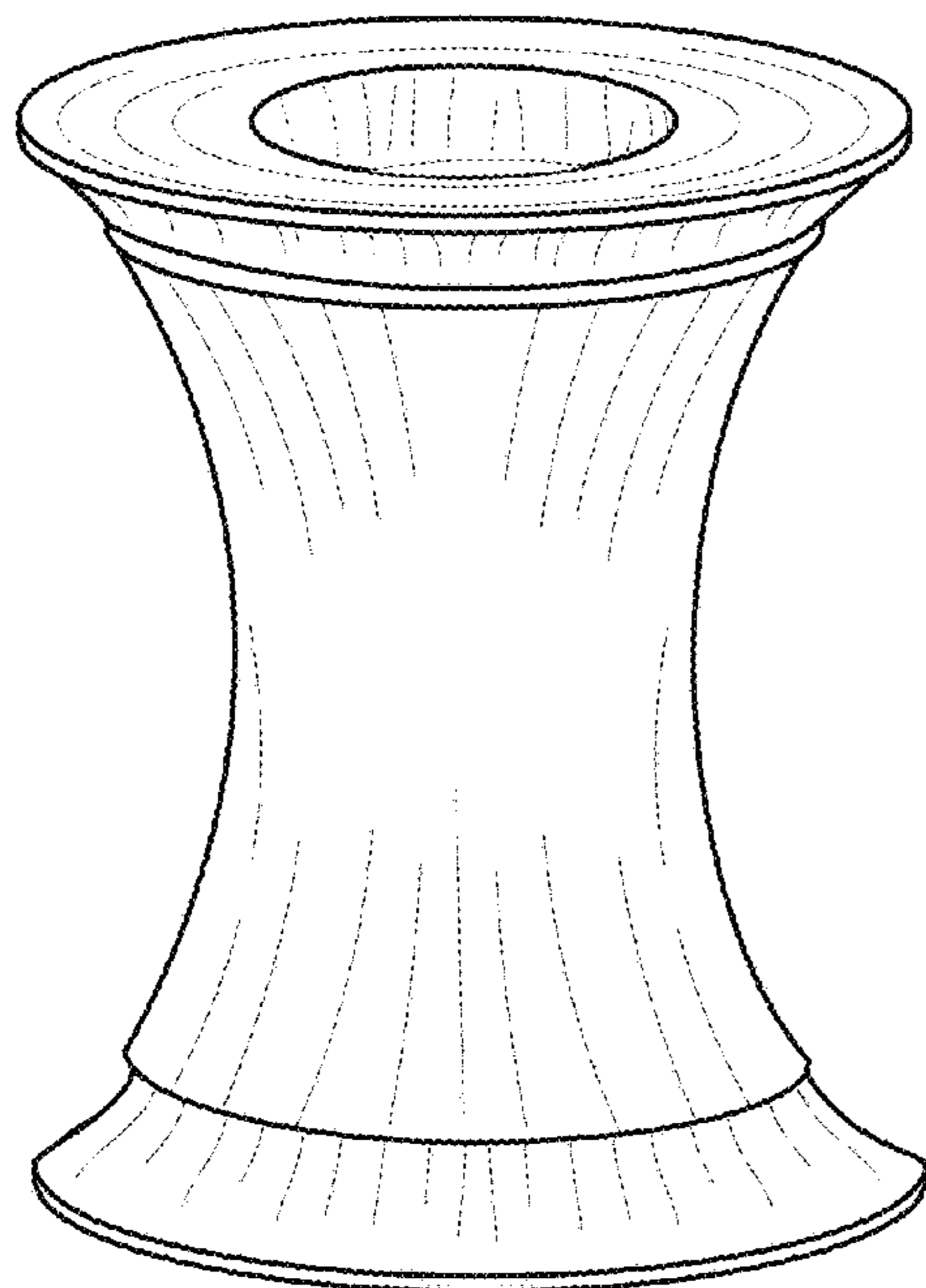
(57) **CLAIM**

The ornamental design for an urn, as shown and described.

DESCRIPTION

FIG. 1 a front view of an urn according to this disclosure; FIG. 2 is a top perspective view of the urn of FIG. 1; FIG. 3 is a bottom perspective view of the urn of FIG. 1; FIG. 4 is a top view of the urn of FIG. 1; and, FIG. 5 is a bottom view of the urn of FIG. 1.

1 Claim, 5 Drawing Sheets



(56)

References Cited

U.S. PATENT DOCUMENTS

D742,563 S * 11/2015 Kasha A47G 7/06
D26/22
D763,539 S * 8/2016 Khan D99/5
2007/0230189 A1* 10/2007 Gruenbacher A61L 9/03
362/311.06
2009/0049743 A1* 2/2009 Lewis, Jr. A47G 7/06
47/41.01
2009/0077779 A1* 3/2009 Zimmerman A61G 17/08
27/1
2011/0151388 A1* 6/2011 Knight F21V 19/02
431/289

* cited by examiner




FIG. 1.

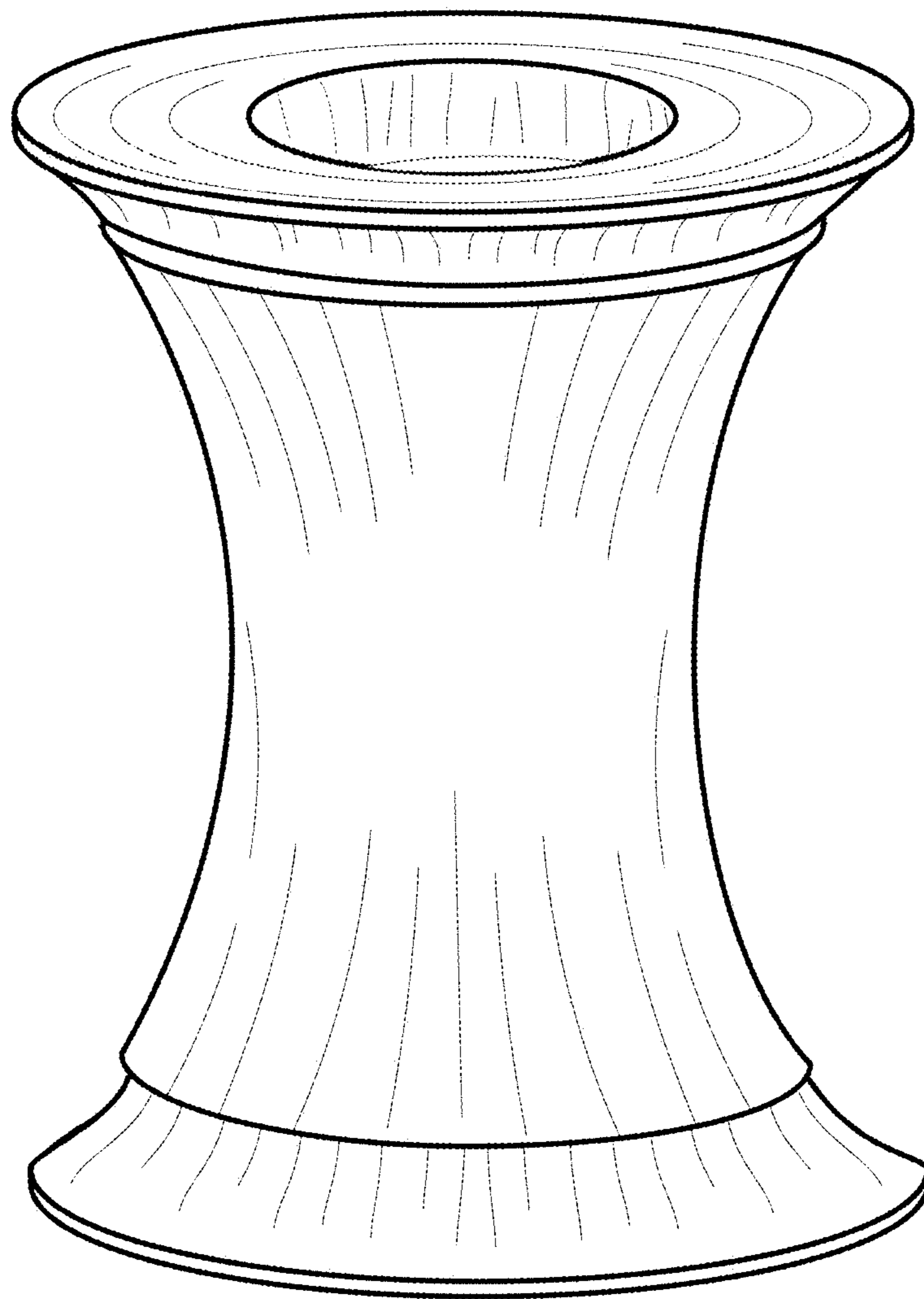


FIG. 2

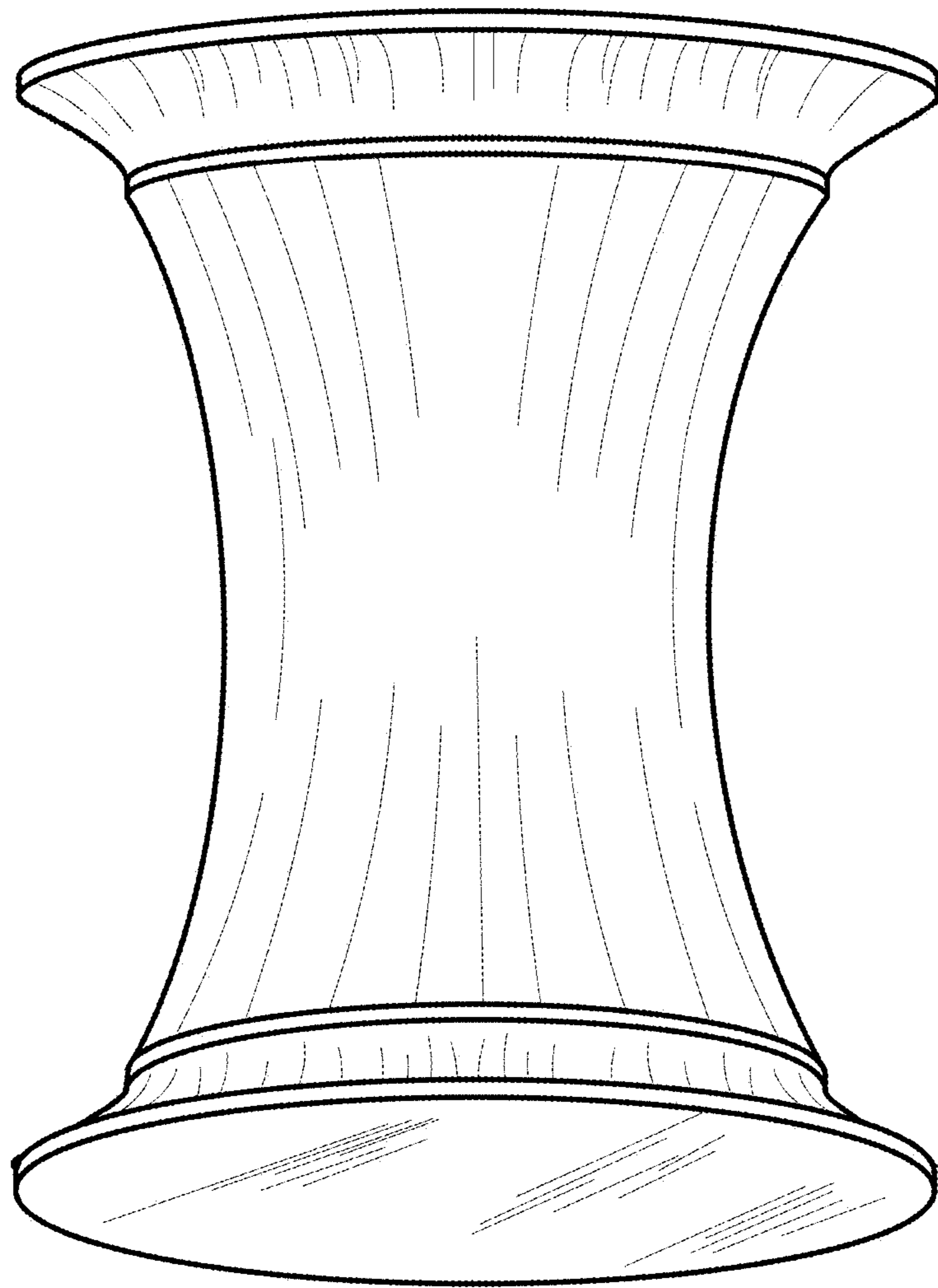


FIG. 3

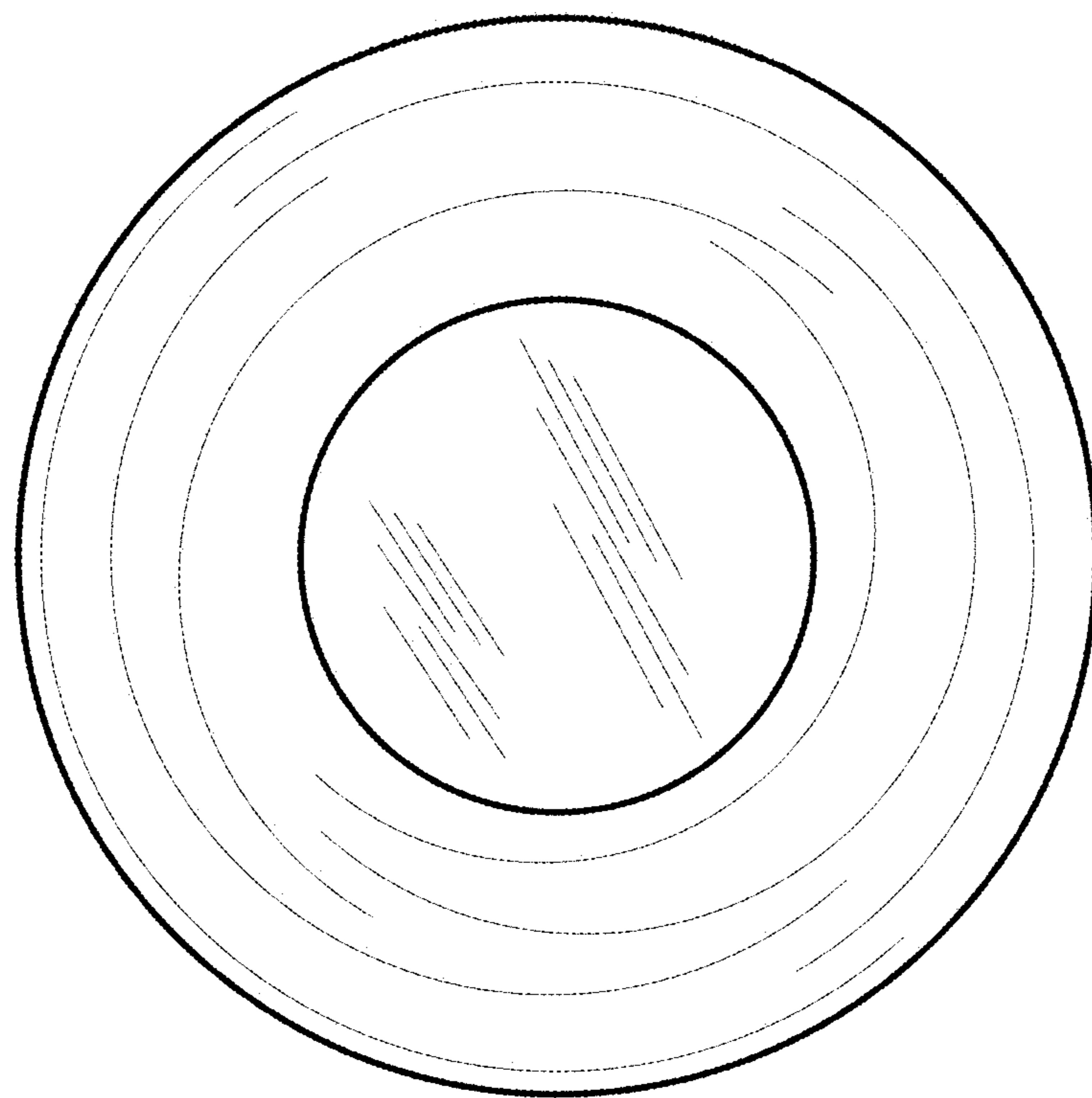


FIG. 4




FIG. 5