



US00D781513S

(12) **United States Design Patent**
Fudetani et al.

(10) **Patent No.:** **US D781,513 S**
(45) **Date of Patent:** **** Mar. 14, 2017**

(54) **VACUUM CLEANER**

(71) Applicant: **Panasonic Intellectual Property Management Co., Ltd.**, Osaka-shi, Osaka (JP)

(72) Inventors: **Naoki Fudetani**, Kyoto (JP); **Kouhei Mimura**, Osaka (JP); **Hisashi Yoshida**, Shiga (JP); **Naoki Maesawa**, Osaka (JP); **Hiroshi Sugimoto**, Shiga (JP)

(73) Assignee: **PANASONIC INTELLECTUAL PROPERTY MANAGEMENT CO., LTD.**, Osaka (JP)

(**) Term: **14 Years**

(21) Appl. No.: **29/514,343**

(22) Filed: **Jan. 12, 2015**

(30) **Foreign Application Priority Data**

Sep. 26, 2014 (JP) 2014-021412

(51) **LOC (10) Cl.** **15-05**

(52) **U.S. Cl.**
USPC **D32/22**

(58) **Field of Classification Search**
USPC D32/17-18, 21-24, 31, 34
CPC ... A47L 5/28; A47L 5/32; A47L 5/362; A47L 5/365; A47L 5/24; A47L 5/34; A47L 7/0038; A47L 9/26; A47L 9/2857; A47L 9/20; A47L 9/02; A47L 9/322; A47L 9/325; A47L 11/34

See application file for complete search history.

(56) **References Cited**

U.S. PATENT DOCUMENTS

D307,656 S * 5/1990 Yuen D32/22
D307,657 S * 5/1990 Li 15/329

D437,666 S * 2/2001 Park D32/22
D483,160 S * 12/2003 Houghton D32/18
D510,162 S * 9/2005 Ma D32/18
D545,011 S * 6/2007 Agren D32/22
D564,156 S * 3/2008 Agren D32/31
D565,814 S * 4/2008 Agren D32/22
D565,816 S * 4/2008 Agren D32/22
D574,563 S * 8/2008 Fjellman D32/22
D582,111 S * 12/2008 Agren D32/22
D613,469 S * 4/2010 Agren D32/22
D636,954 S * 4/2011 Liu D32/22
D643,980 S * 8/2011 Kim D32/22
D680,286 S * 4/2013 Gray D32/22
D728,176 S * 4/2015 Yu D32/22
D743,124 S * 11/2015 Gray D32/22

(Continued)

FOREIGN PATENT DOCUMENTS

JP D1333136 S 6/2008
JP D1488693 S 1/2014

Primary Examiner — Ruth McInroy

(74) *Attorney, Agent, or Firm* — Brinks Gilson & Lione

(57) **CLAIM**

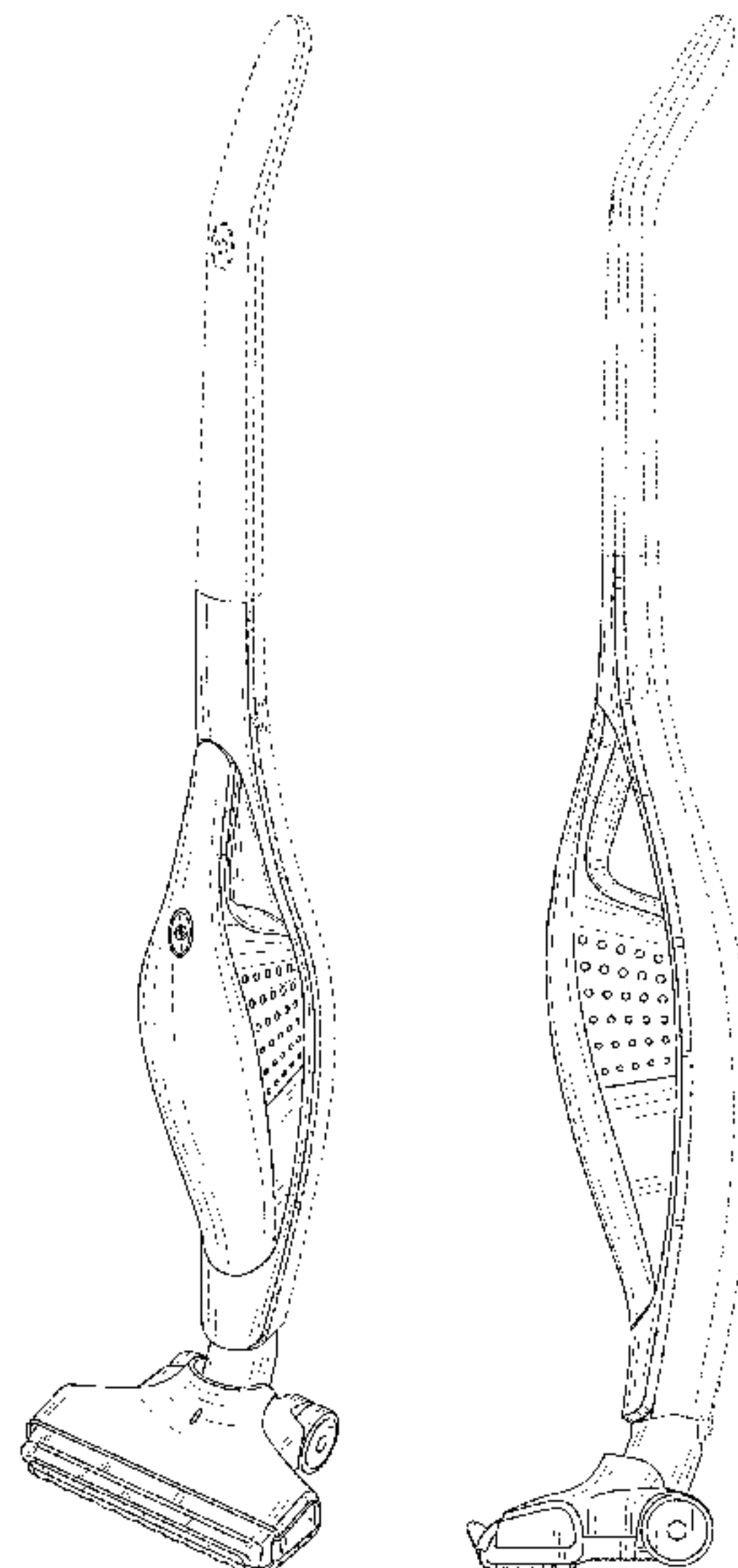
We claim the ornamental design for a vacuum cleaner, as shown and described.

DESCRIPTION

FIG. 1 is a front perspective view of a vacuum cleaner of the present invention;
FIG. 2 is a front view thereof;
FIG. 3 is a top view thereof;
FIG. 4 is a bottom view thereof;
FIG. 5 is a first side view thereof;
FIG. 6 is a second side view thereof; and,
FIG. 7 is a rear view thereof.

The broken lines represent unclaimed subject matter and form no part of the claimed design. The dash-dot-dash lines represent claim boundaries.

1 Claim, 7 Drawing Sheets



(56)

References Cited

U.S. PATENT DOCUMENTS

2007/0136984 A1* 6/2007 Hsu A47L 5/225
15/339
2007/0271724 A1* 11/2007 Hakan A47L 5/225
15/329
2015/0067981 A1* 3/2015 Faremo A47L 5/28
15/354

* cited by examiner

FIG. 1

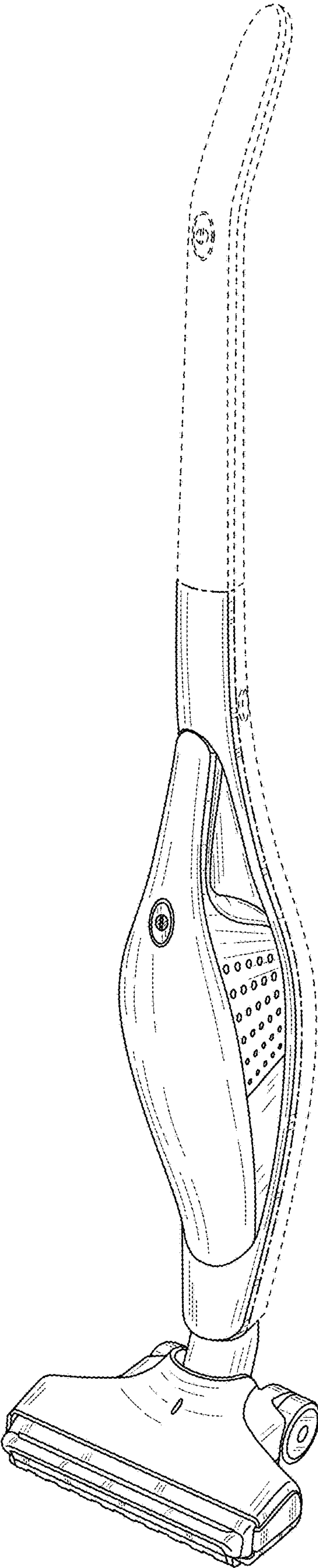


FIG.2

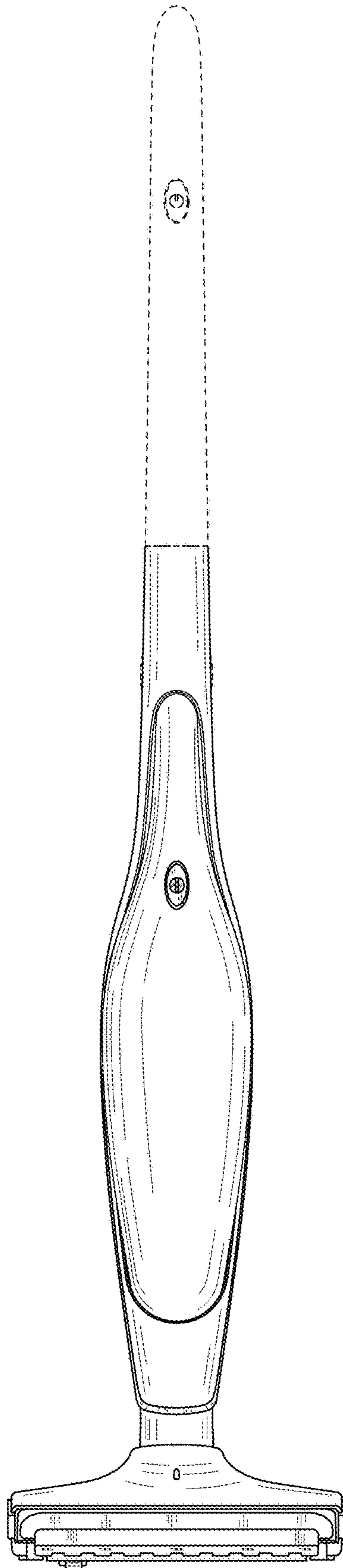


FIG.3

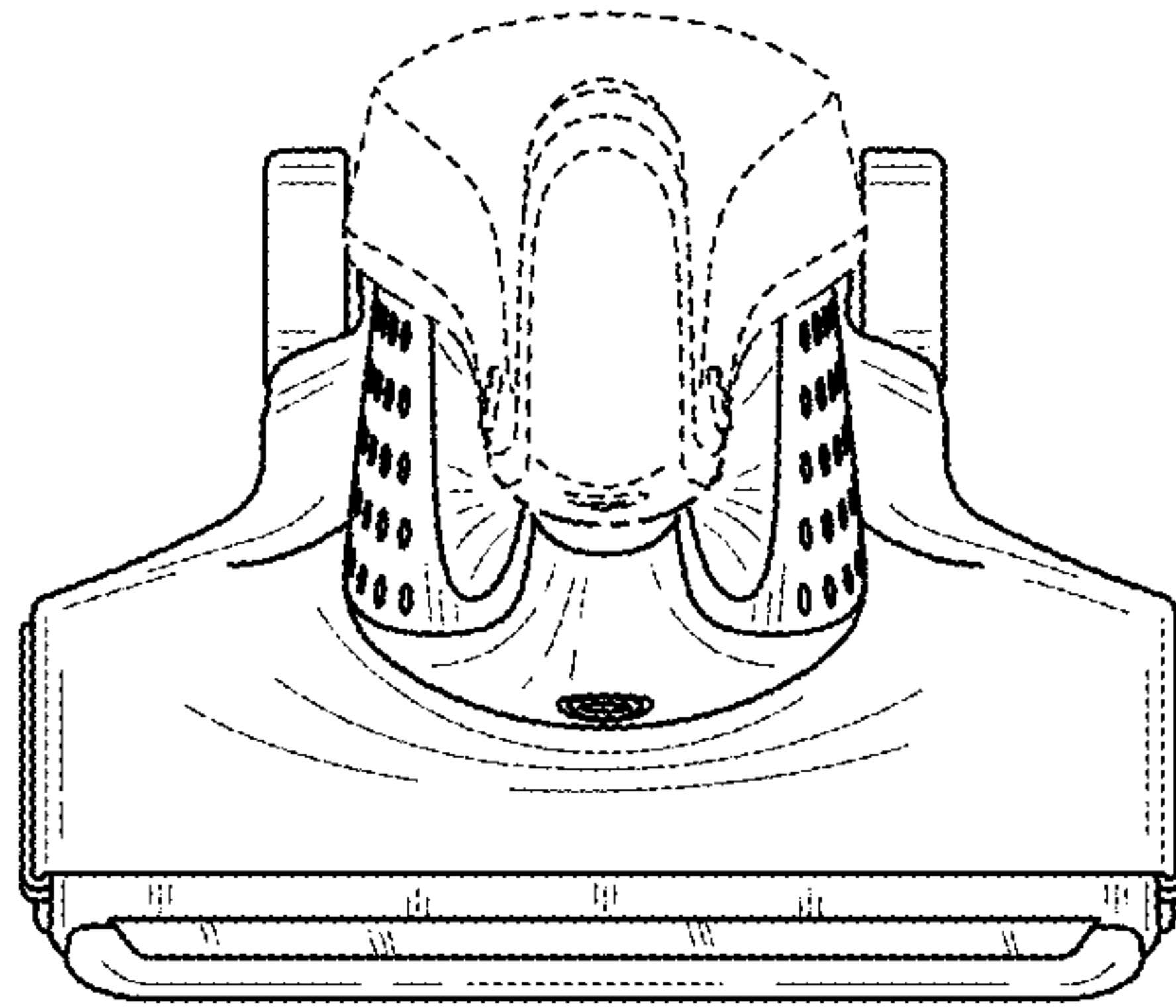


FIG.4

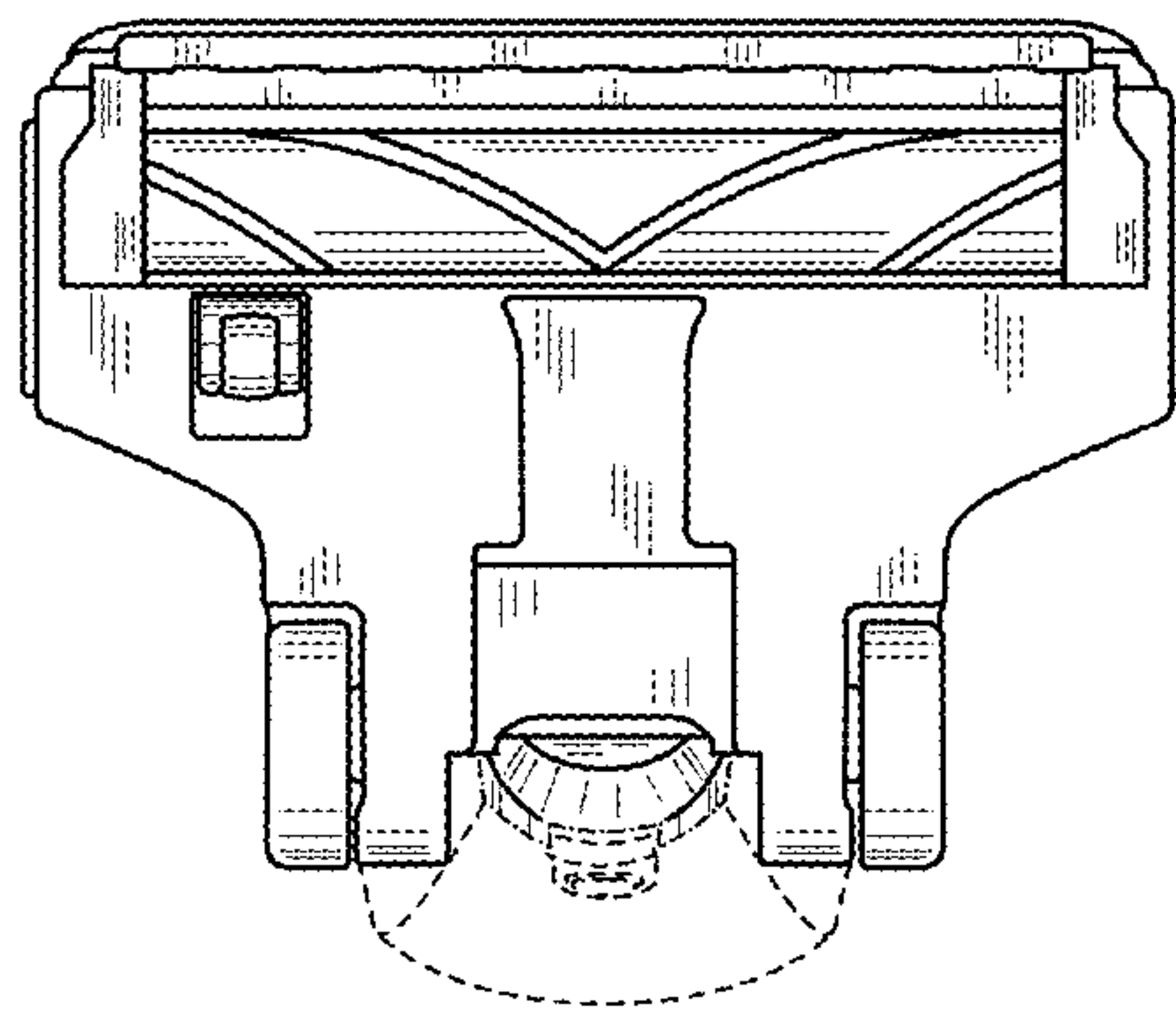


FIG.5

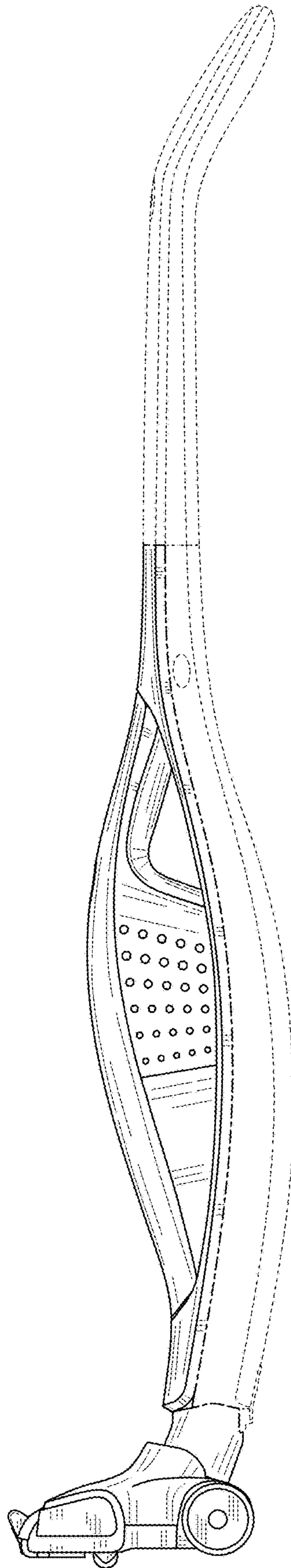


FIG.6

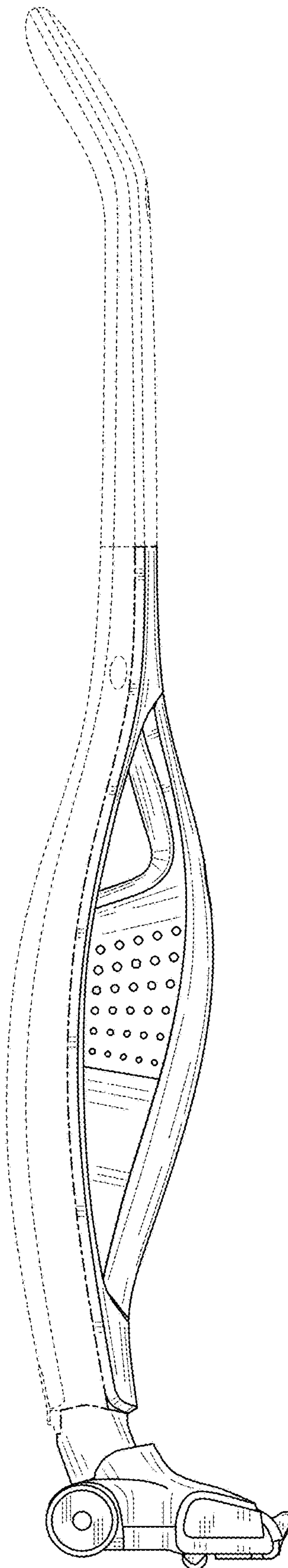


FIG. 7

