



US00D781510S

(12) **United States Design Patent** (10) **Patent No.:** **US D781,510 S**
Glassman et al. (45) **Date of Patent:** **** Mar. 14, 2017**

(54) **WASHING MACHINE**
(71) Applicant: **Sears Brands, L.L.C.**, Hoffman Estates, IL (US)
(72) Inventors: **Ellen Tave Glassman**, Closter, NJ (US); **David Farrage**, Demarest, NJ (US)
(73) Assignee: **SEARS BRANDS, L.L.C.**, Hoffman Estates, IL (US)
(**) Term: **14 Years**

D582,107 S * 12/2008 Ha et al. D32/6
D584,865 S * 1/2009 Kim et al. D32/6
D608,062 S * 1/2010 Jeong et al. D32/6
D613,009 S * 3/2010 DeSalvo et al. D32/6
D614,366 S * 4/2010 Shor D32/6
D617,512 S * 6/2010 DeSalvo et al. D32/25
D618,871 S * 6/2010 DeSalvo et al. D32/25
D627,114 S * 11/2010 Jeon et al. D32/6
D627,115 S * 11/2010 Jeon et al. D32/6
D634,492 S * 3/2011 Chung et al. D32/6
D635,313 S * 3/2011 Jeon et al. D32/6
D646,859 S * 10/2011 DeSalvo et al. D32/25
D651,778 S * 1/2012 Miller et al. D32/25
D689,655 S * 9/2013 Chung et al. D32/25
D690,066 S * 9/2013 Chung et al. D32/25

(Continued)

(21) Appl. No.: **29/465,402**
(22) Filed: **Aug. 27, 2013**

Primary Examiner — Eric Goodman
Assistant Examiner — Amy Wierenga
(74) *Attorney, Agent, or Firm* — McAndrews, Held & Malloy, Ltd.

Related U.S. Application Data

(63) Continuation of application No. 29/391,503, filed on May 10, 2011, now abandoned.
(51) **LOC (10) Cl.** **15-05**
(52) **U.S. Cl.**
USPC **D32/6**
(58) **Field of Classification Search**
USPC D32/1, 5, 6, 8, 10, 25, 28; 68/3 R, 5 R, 68/12.01, 12.07, 12.08, 212; 34/87-88, 34/523-524
See application file for complete search history.

(57) **CLAIM**

What is claimed is the ornamental design for a washing machine, as shown and described.

DESCRIPTION

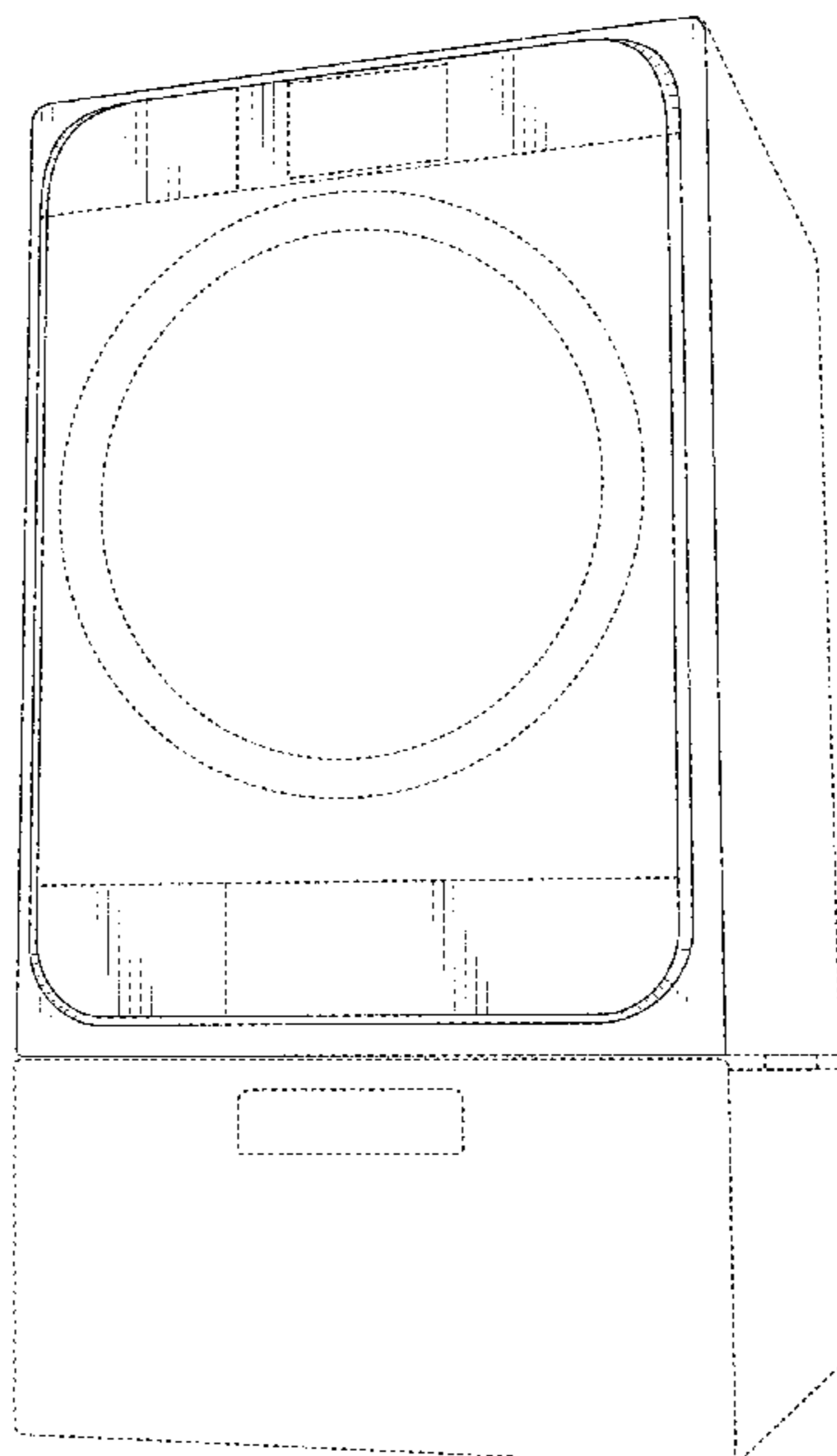
FIG. 1 is a perspective view of a washing machine showing the new design;
FIG. 2 is a front elevational view thereof;
FIG. 3 is a rear elevational view thereof;
FIG. 4 is a right side elevational thereof;
FIG. 5 is a left side elevational view thereof;
FIG. 6 is a top plan view thereof; and,
FIG. 7 is a bottom plan view thereof.
The broken line showing of details in FIGS. 1-7 is included for the purpose of showing environmental portions of the washing machine and forms no part of the claimed design.

(56) **References Cited**

U.S. PATENT DOCUMENTS

D435,150 S * 12/2000 Brosher D32/25
D536,143 S * 1/2007 Takase et al. D32/5
D550,409 S * 9/2007 Wilday D32/6
D564,144 S * 3/2008 Kwon D32/6
D564,145 S * 3/2008 Kim D32/6
D582,106 S * 12/2008 Kim et al. D32/6

1 Claim, 6 Drawing Sheets



(56)

References Cited

U.S. PATENT DOCUMENTS

D694,967 S	*	12/2013	Jeon et al.	D32/6
D695,977 S	*	12/2013	Glassman et al.	D32/6
D699,906 S	*	2/2014	Choi et al.	D32/25
D700,410 S	*	2/2014	Hwang et al.	D32/25
D701,659 S	*	3/2014	Choi et al.	D32/8
D703,886 S	*	4/2014	Ha et al.	D32/6
D730,597 S	*	5/2015	Jeon et al.	D32/8

* cited by examiner

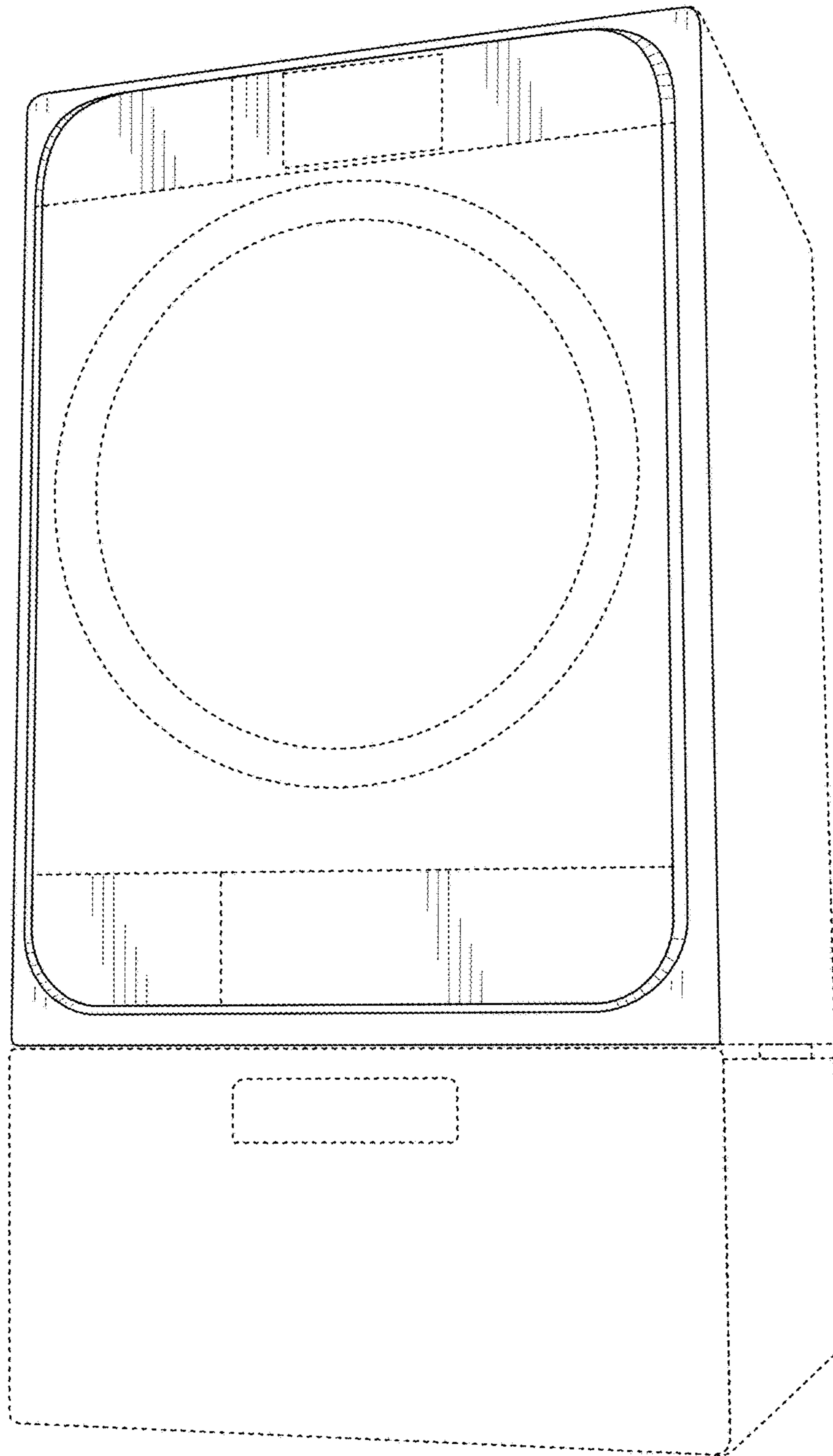


FIG. 1

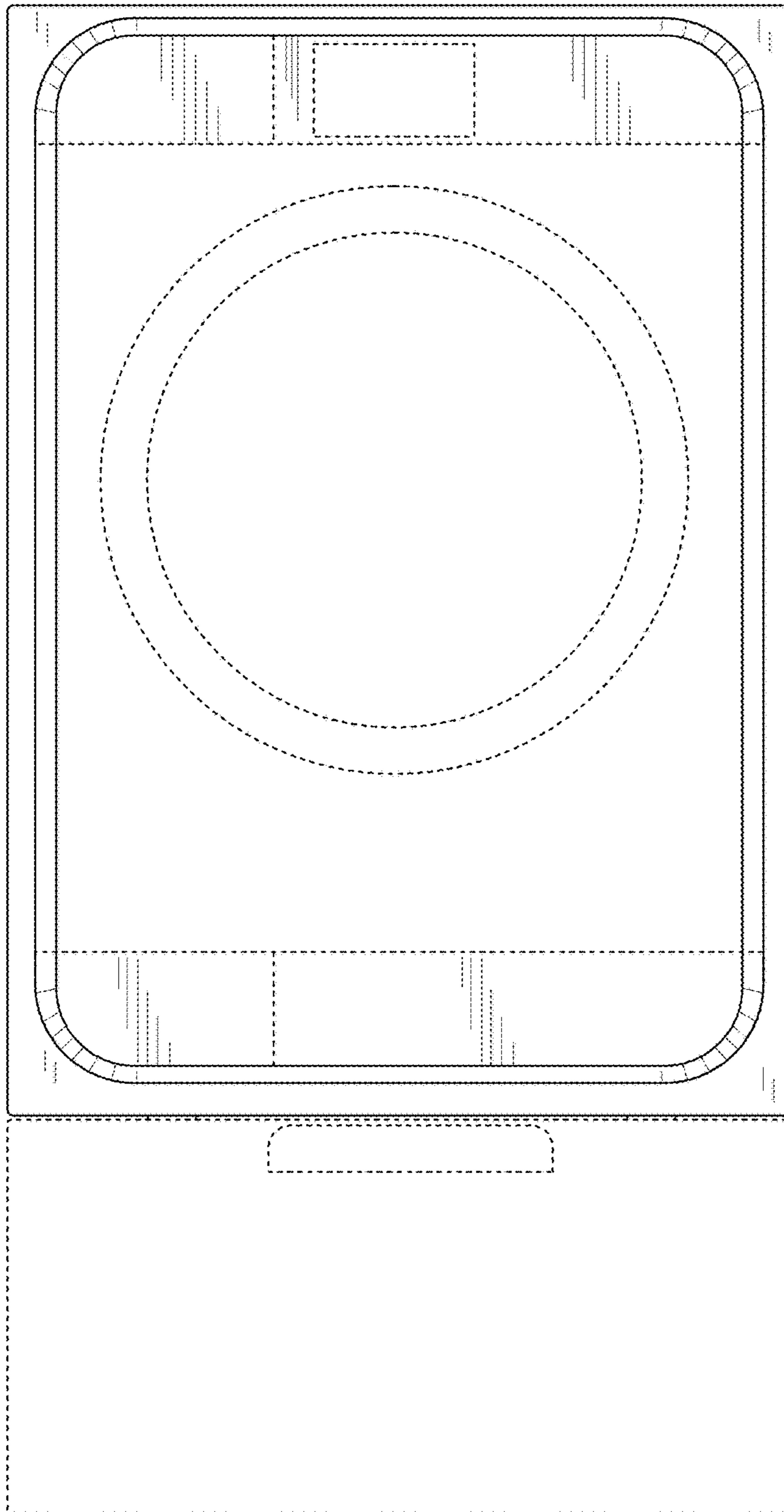


FIG. 2




FIG. 3




FIG. 4




FIG. 5




FIG. 7




FIG. 6