



US00D781507S

(12) **United States Design Patent**
Huh

(10) **Patent No.:** **US D781,507 S**
(45) **Date of Patent:** **** Mar. 14, 2017**

(54) **SIGHT GLASS OF WELDING MASK**
(71) Applicant: **OTOS WING CO., LTD.**, Seoul (KR)
(72) Inventor: **Moon Young Huh**, Seoul (KR)
(73) Assignee: **OTOS WING CO., LTD.**, Seoul (KR)
(**) Term: **15 Years**

D597,709 S * 8/2009 Juhlin D29/122
D637,353 S * 5/2011 Wang D29/110
D654,634 S * 2/2012 Wu D29/110
D669,227 S * 10/2012 Wang D29/110
8,294,844 B2 * 10/2012 Chen G02F 1/133308
349/58
D675,785 S * 2/2013 Klotz D10/1
8,457,949 B2 * 6/2013 Huh A61F 9/067
2/8.2

(21) Appl. No.: **29/556,942**
(22) Filed: **Mar. 4, 2016**
(51) **LOC (10) Cl.** **29-02**
(52) **U.S. Cl.**
USPC **D29/122**

* cited by examiner

Primary Examiner — Randall Gholson
(74) *Attorney, Agent, or Firm* — Cantor Colburn LLP

(58) **Field of Classification Search**
USPC D29/100, 102, 105, 106, 107, 108, 110,
D29/122; 2/455, 410, 6.3, 6.7, 7, 8.2,
2/424, 425, 15, 427, 431, 432, 9, 171,
2/173, 206; D24/110.1, 110.2, 110.3;
128/857, 858, 201.22, 201.23, 201.24,
128/206.12
CPC .. A42B 3/225; A42B 3/18; A42B 3/20; A42B
3/32; A42B 3/322; A42B 3/324; A42B
3/326; A42B 3/328; F41H 1/04; F41H
1/06; F41H 1/08; A41B 3/00; A61F 9/06;
A61F 9/061; A61F 9/062; A61F 9/064;
A63B 71/10; A63B 2071/105; A63B
71/08; A63B 71/081
See application file for complete search history.

(57) **CLAIM**

The ornamental design for a sight glass of welding mask, as shown and described.

DESCRIPTION

FIG. 1 is a perspective view of a sight glass of welding mask showing my new design;
FIG. 2 is a front elevational view thereof;
FIG. 3 is a rear elevational view thereof;
FIG. 4 is a left side elevational view thereof;
FIG. 5 is a right side elevational view thereof;
FIG. 6 is a top plan view thereof;
FIG. 7 is a bottom plan view thereof; and,
FIG. 8 is a reference view thereof when in use.
The broken lines in the drawing views are included for the purpose of illustrating the unclaimed portions of the sight glass of welding mask and form no part of the claimed design.

(56) **References Cited**

U.S. PATENT DOCUMENTS

D504,194 S * 4/2005 Canavan D29/110
D517,744 S * 3/2006 Lee D29/122

1 Claim, 7 Drawing Sheets

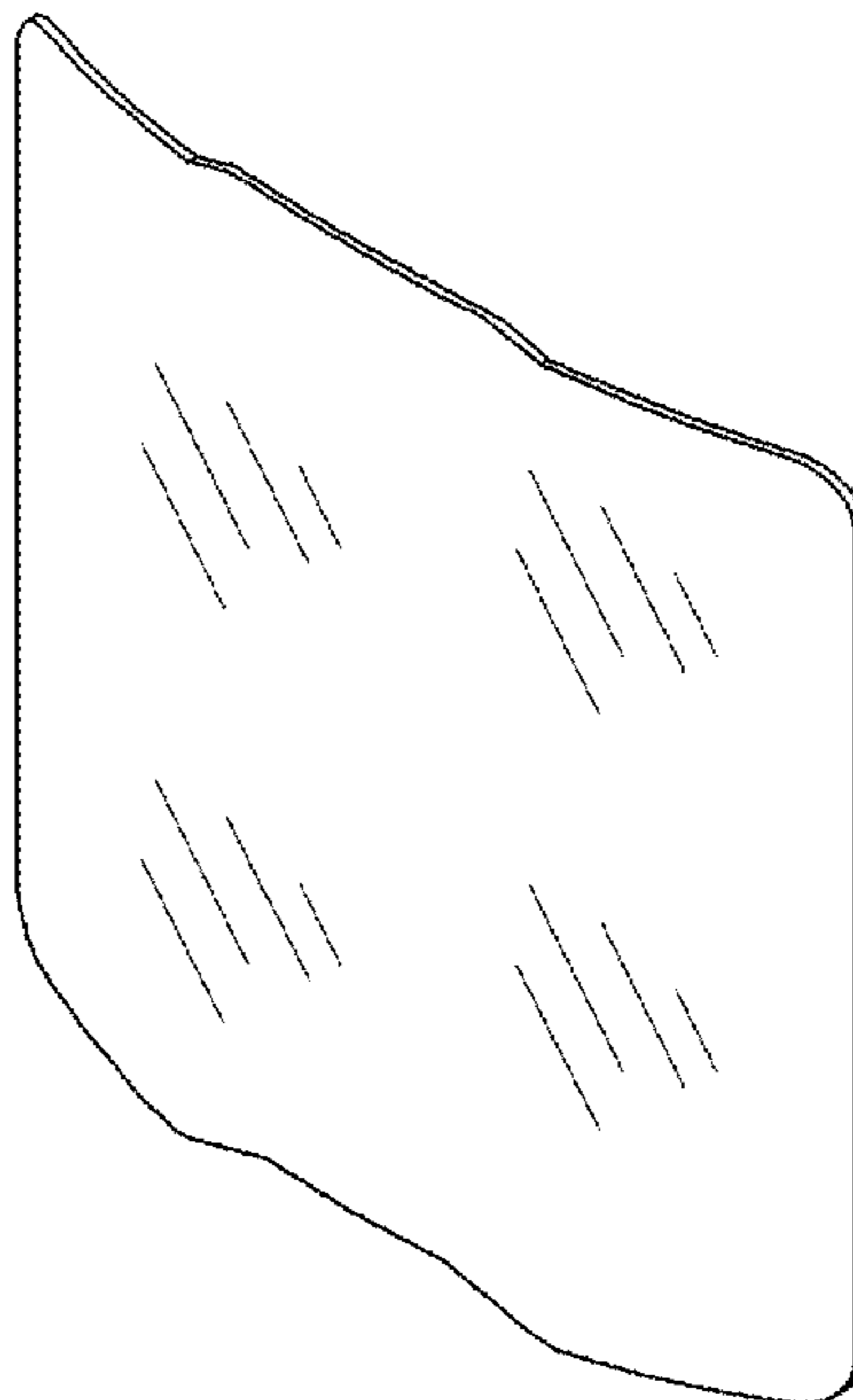


FIG. 1

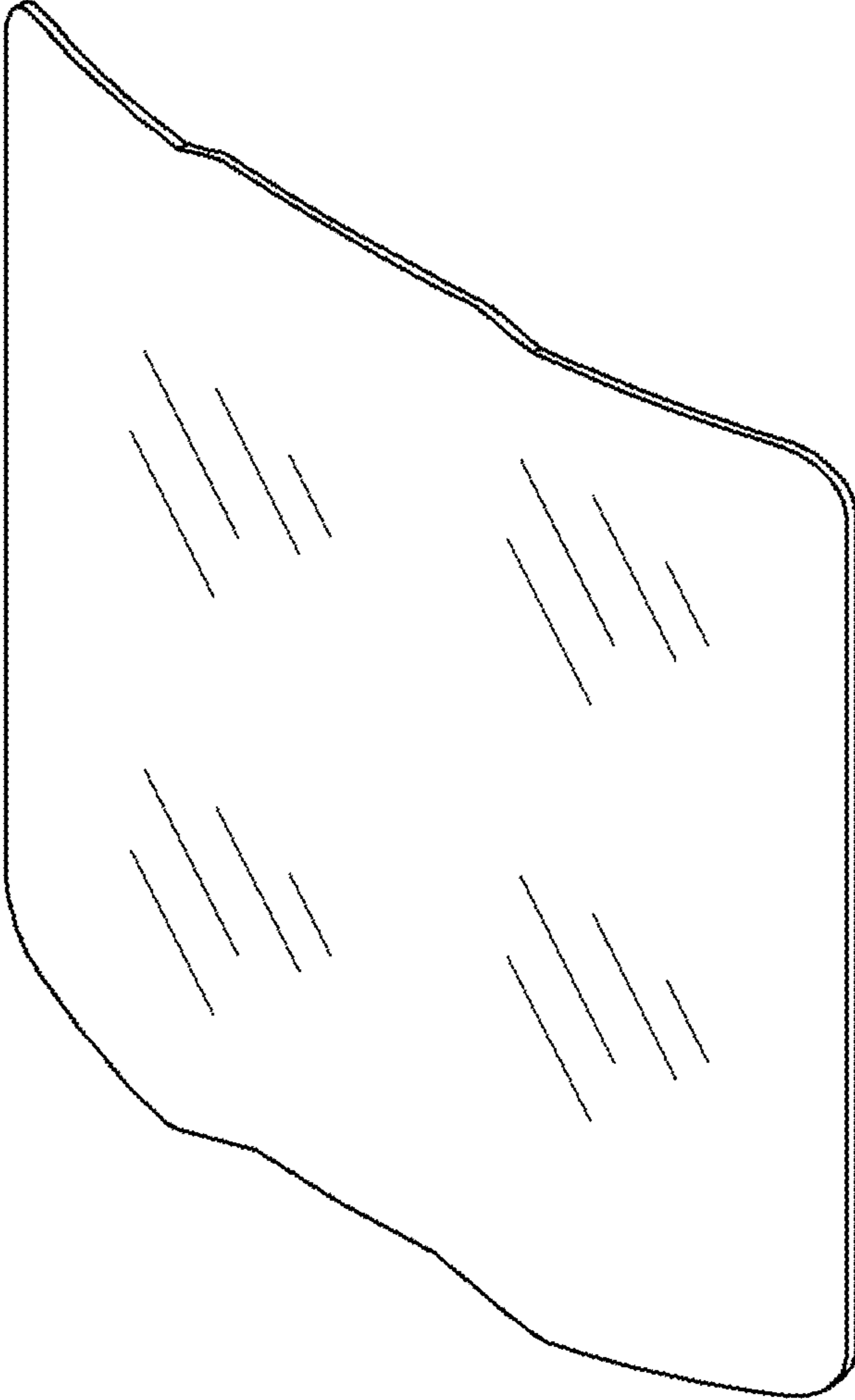


FIG. 2

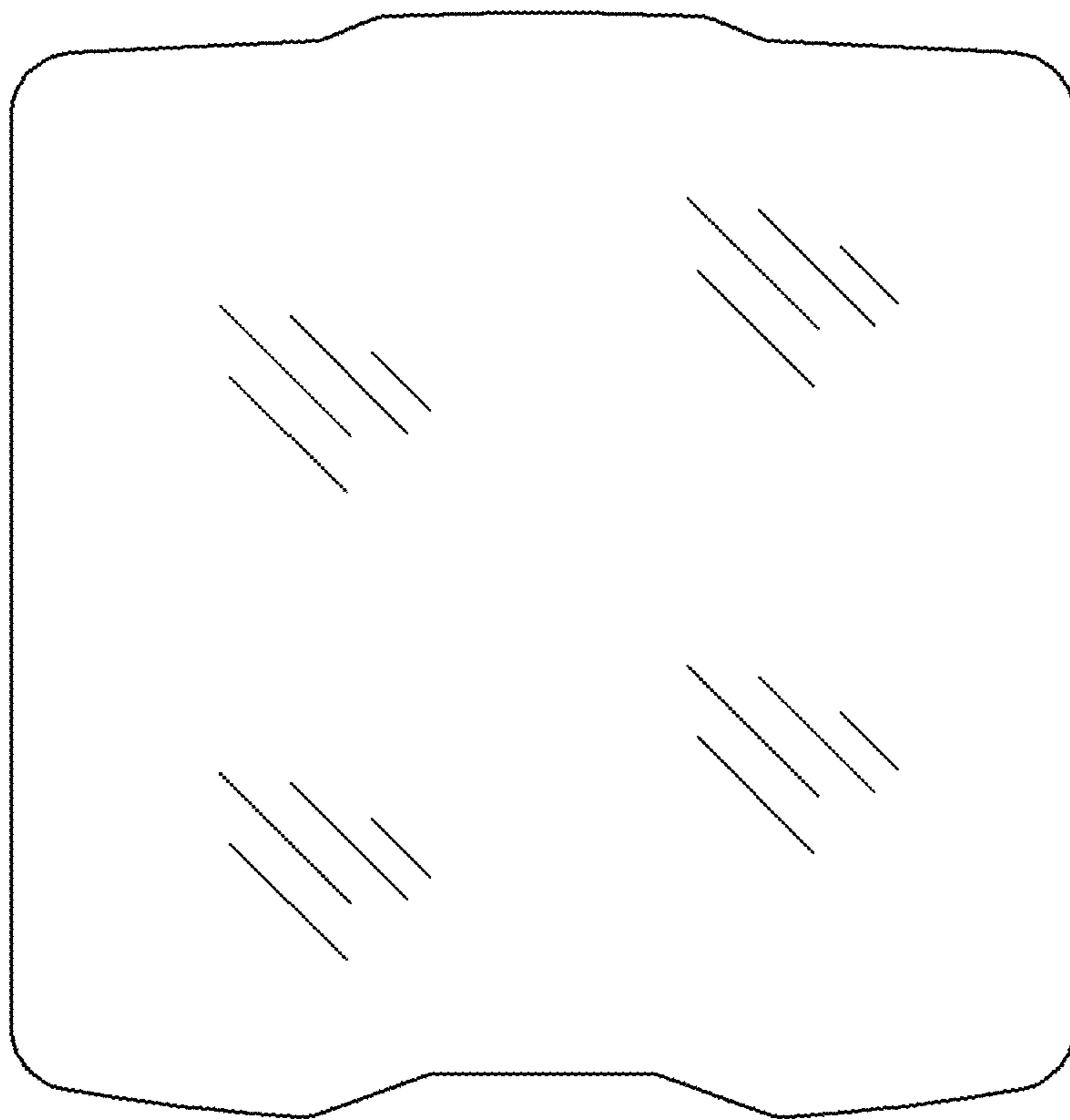


FIG. 3

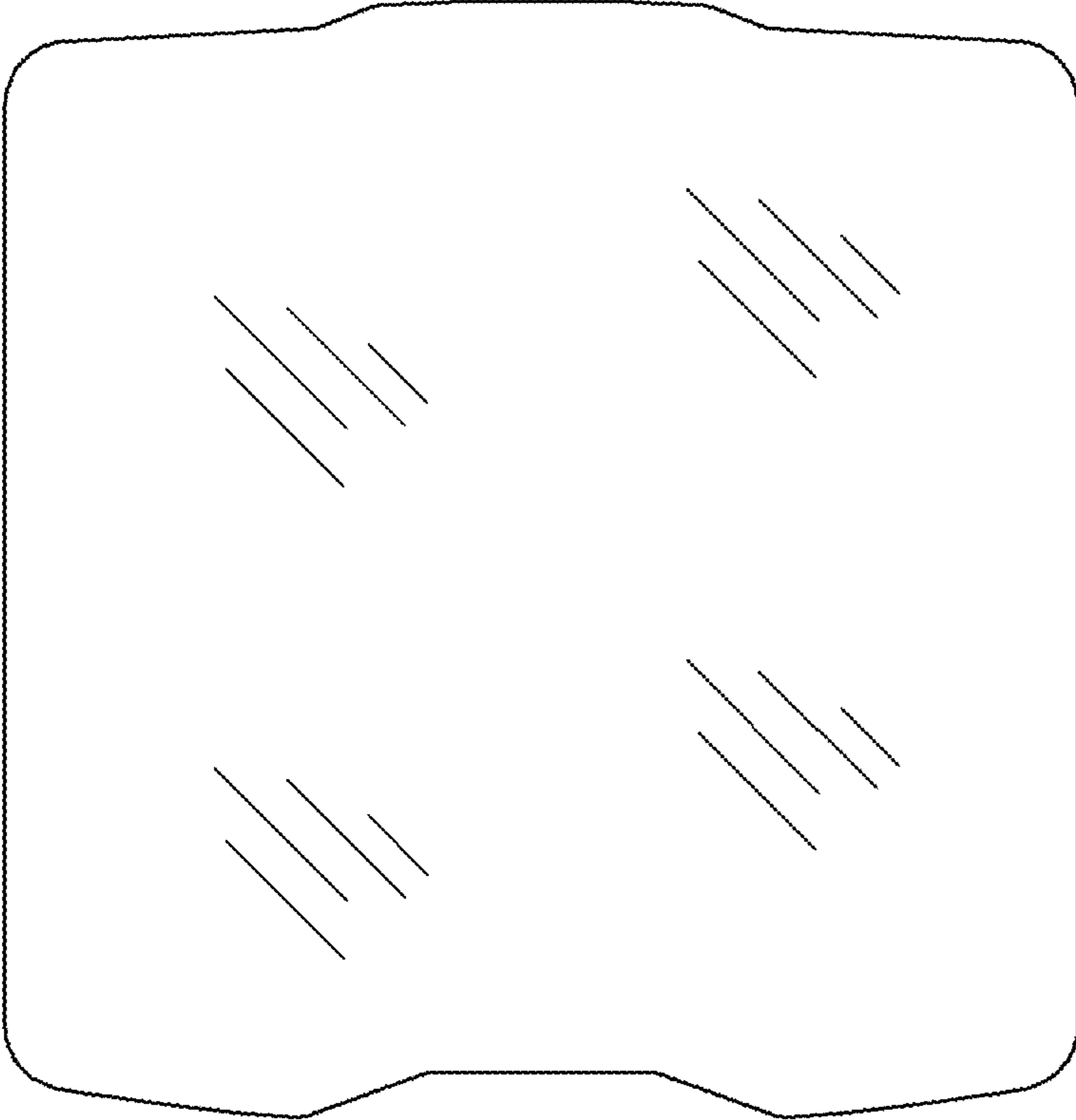


FIG. 4



FIG. 5



FIG. 6



FIG. 7




FIG. 8

