



US00D781500S

(12) **United States Design Patent**
Prince

(10) **Patent No.:** **US D781,500 S**
(45) **Date of Patent:** **** Mar. 14, 2017**

- (54) **DENTAL FLOSSING DEVICE**
- (71) Applicant: **Victor Prince**, Beaverton, OR (US)
- (72) Inventor: **Victor Prince**, Beaverton, OR (US)
- (**) Term: **14 Years**
- (21) Appl. No.: **29/514,262**
- (22) Filed: **Jan. 9, 2015**
- (51) **LOC (10) Cl.** **28-03**
- (52) **U.S. Cl.**
USPC **D28/66**
- (58) **Field of Classification Search**
USPC D28/31, 56, 65-68, 73; D24/152;
433/141, 146-147; 132/322-329
CPC A45D 24/10; A61C 15/00; A61C 15/04;
B65H 75/14
See application file for complete search history.

(56) **References Cited**

U.S. PATENT DOCUMENTS

5,435,330	A	7/1995	Dix	
5,454,386	A	10/1995	Dix	
5,477,871	A	12/1995	Sanchez	
5,680,875	A	10/1997	Winters	
6,397,853	B1 *	6/2002	Lovick A45D 29/17 132/321
D607,152	S *	12/2009	Chodorow D28/66
7,850,115	B2 *	12/2010	McCall A01K 97/06 242/125.2
8,042,556	B2	10/2011	Bowsher	
8,550,097	B2 *	10/2013	Dales A61C 15/043 132/327
9,151,921	B2 *	10/2015	Diatzikis G02B 6/4457
9,265,593	B2 *	2/2016	Stewart A61C 15/046
9,271,814	B2 *	3/2016	Allen A61C 15/046

* cited by examiner

Primary Examiner — Zenia Bennett
(74) *Attorney, Agent, or Firm* — Grady L. White; Law Offices of Grady L. White LLC

(57) **CLAIM**

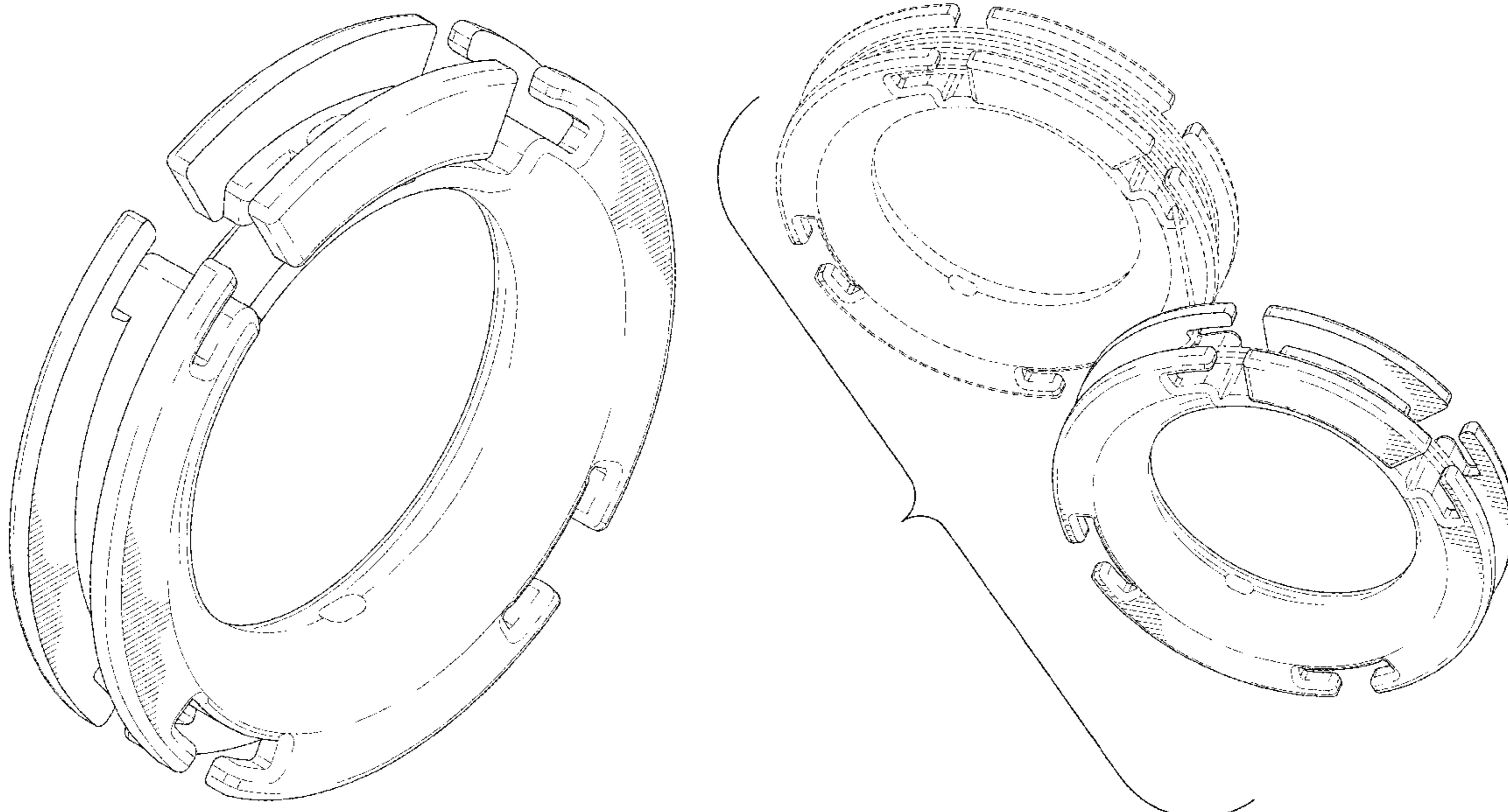
The ornamental design for a dental flossing device, as shown and described.

DESCRIPTION

FIG. 1 is a perspective view of a dental flossing device, showing my new design;
 FIG. 2 is a front side elevational view thereof, the rear side being a mirror image;
 FIG. 3 is a right side elevational view thereof, the left side being a mirror image;
 FIG. 4 is a top plan view thereof;
 FIG. 5 is a bottom plan view thereof;
 FIG. 6 is an exemplary diagram showing the nature and environment of use for the dental flossing device in accordance with the present invention; and,
 FIG. 7 is an exemplary diagram showing the nature and environment of use for the dental flossing device in accordance with the present invention.

Although FIGS. 6 and 7 illustrate, by way of example, the nature and environment of use when two dental flossing devices of the claimed design are used together, it should be understood that the claimed design resides in a single dental flossing device. Thus, the claimed design does not require two units as shown in the environment illustrations of FIGS. 6 and 7. Broken lines, within the claimed design, are for illustrative purposes only and form no part of the claimed design. Broken lines in FIGS. 6 and 7 representing hands and dental floss are also for illustrative purposes only and form no part of the claimed design.

1 Claim, 7 Drawing Sheets



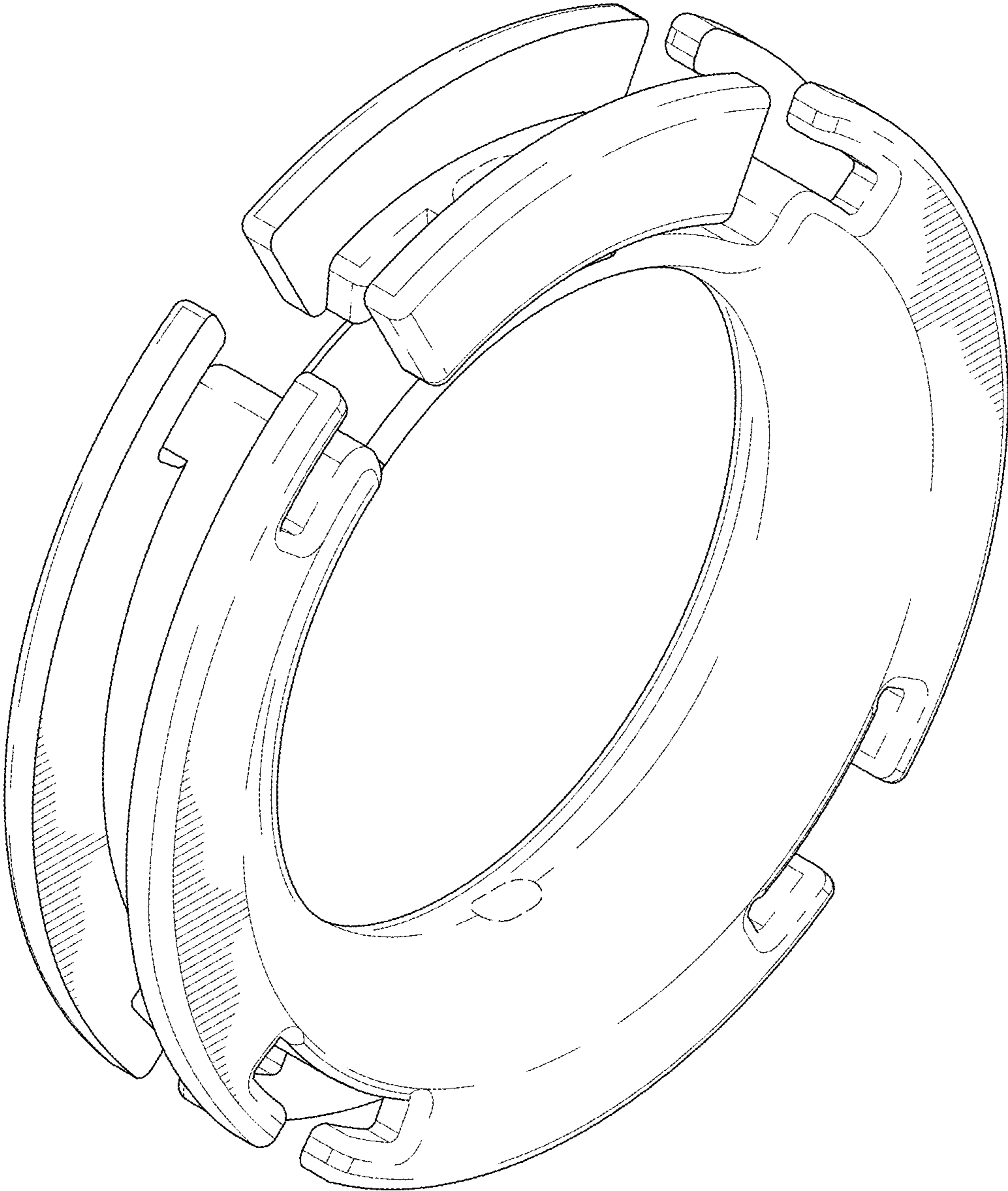


FIG. 1

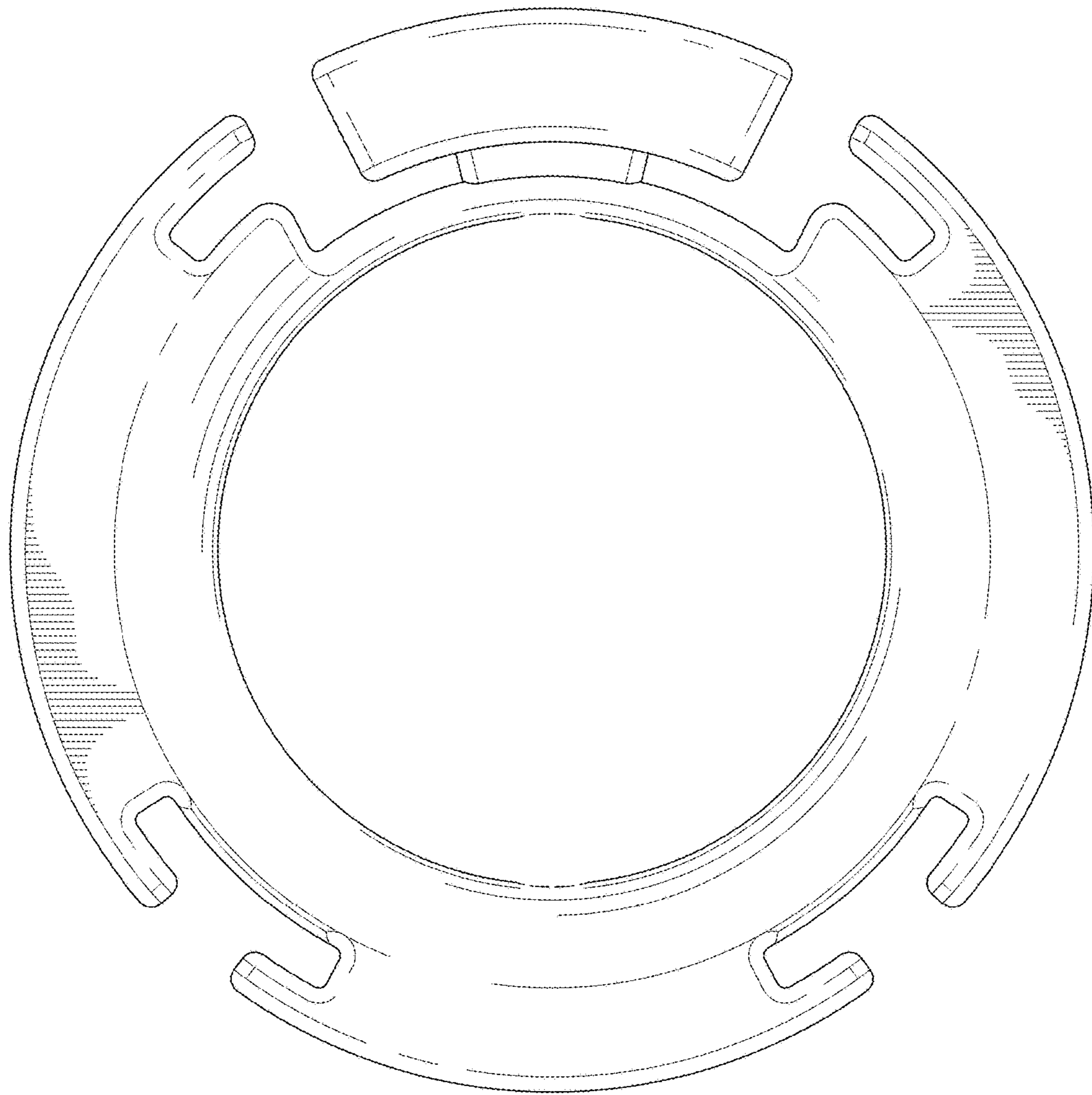


FIG.2




FIG. 3

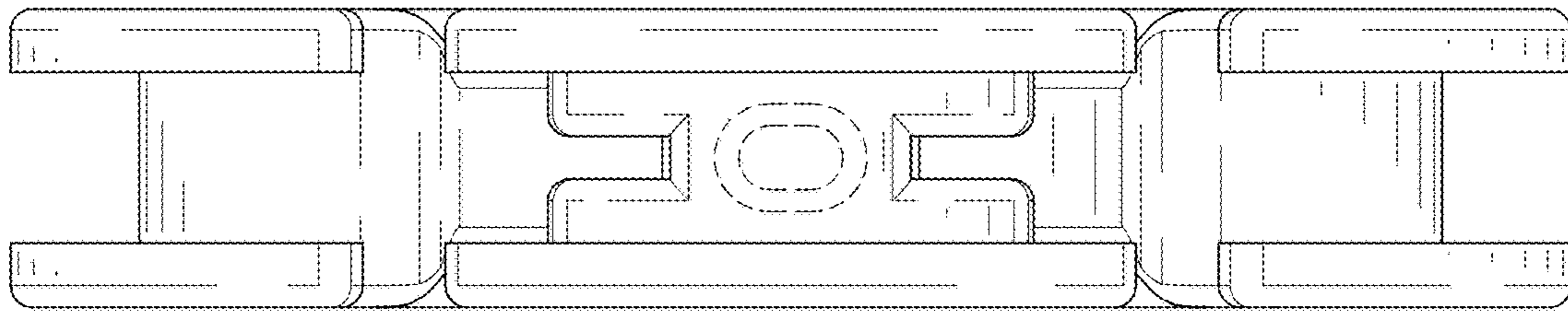


FIG.4

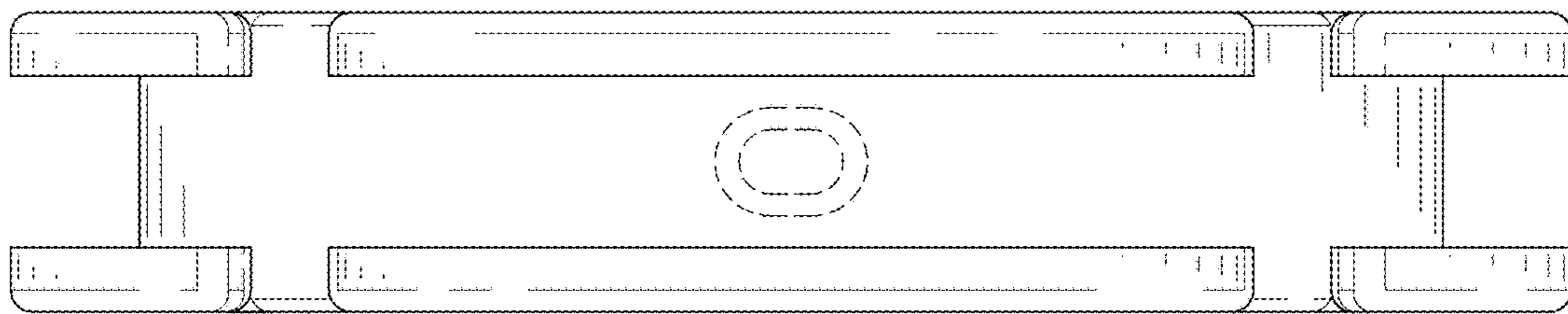


FIG. 5

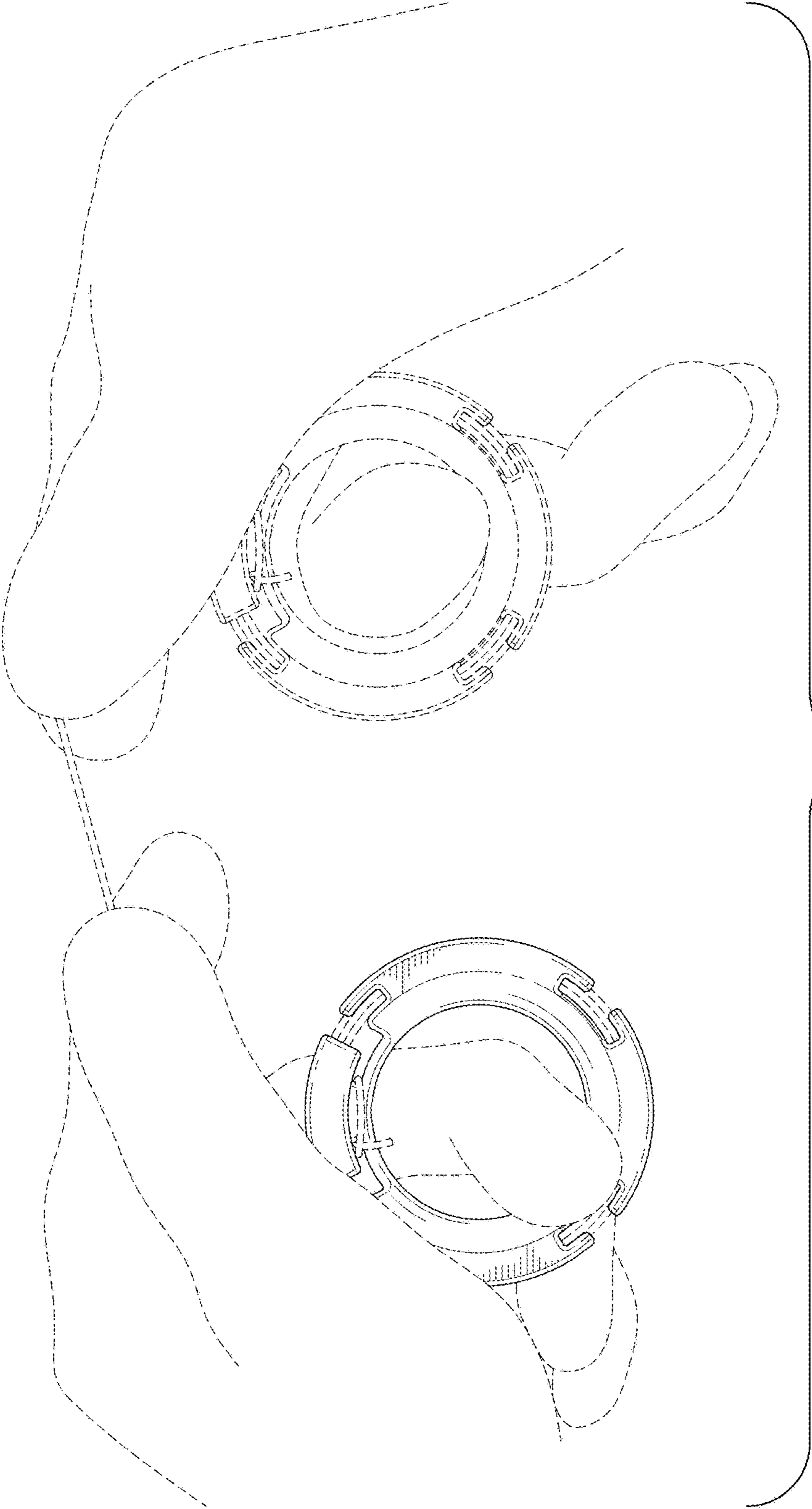


FIG. 6

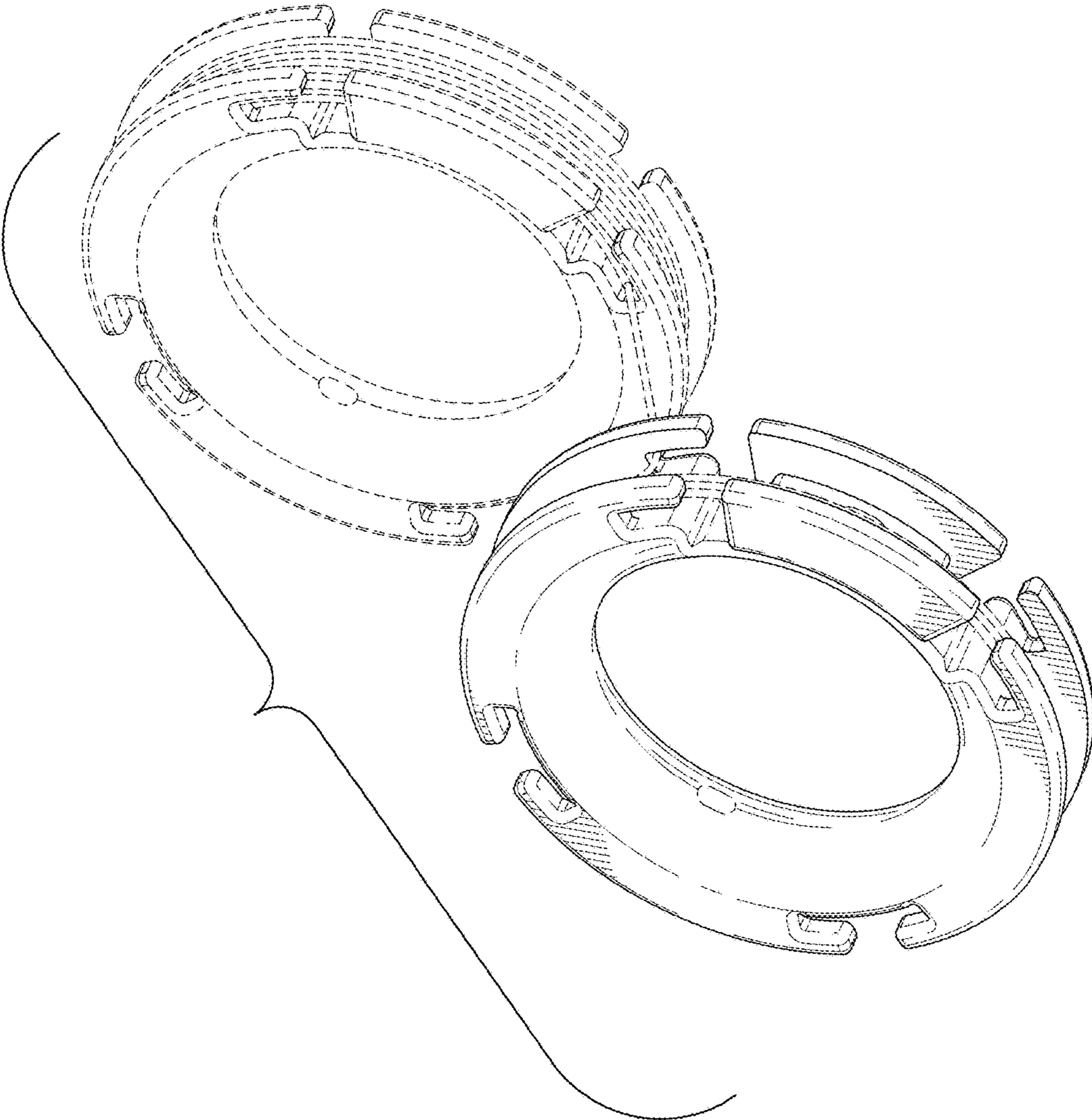


FIG. 7