



US00D781486S

(12) **United States Design Patent**
Pratt et al.

(10) **Patent No.:** **US D781,486 S**
(45) **Date of Patent:** **** Mar. 14, 2017**

(54) **LUMINAIRE**

(71) Applicant: **Cree, Inc.**, Durham, NC (US)

(72) Inventors: **S. Scott Pratt**, Cary, NC (US); **William L. Dungan**, Cary, NC (US); **Kurt S. Wilcox**, Libertyville, IL (US); **Nicholas W. Medendorp**, Raleigh, NC (US); **Brian Kinnune**, Racine, WI (US); **Gary David Trott**, Eatonton, GA (US); **Mario A. Castillo**, New Braunfels, TX (US)

(73) Assignee: **Cree, Inc.**, Durham, NC (US)

(**) Term: **14 Years**

(21) Appl. No.: **29/522,181**

(22) Filed: **Mar. 27, 2015**

(51) **LOC (10) Cl.** **26-03**

(52) **U.S. Cl.**
USPC **D26/89**

(58) **Field of Classification Search**
USPC D26/71, 72, 89, 118
CPC F21S 8/04; F21S 8/063; F21S 8/085; F21S 8/086; F21S 8/088; F21V 2200/00
See application file for complete search history.

(56) **References Cited**

U.S. PATENT DOCUMENTS

D308,423 S *	6/1990	Galipeau	D26/67
5,416,683 A *	5/1995	McCarthy	F21S 8/00 362/304
D624,686 S *	9/2010	Toney, Jr.	D26/72
D676,596 S *	2/2013	Boyer	D26/128
8,465,178 B2 *	6/2013	Wilcox	F21V 19/0055 362/294

D685,941 S *	7/2013	Boyer	D26/67
D698,980 S *	2/2014	Yu	D26/89
D703,861 S *	4/2014	Holland	D26/89
D705,471 S *	5/2014	Kim	D26/72
D707,383 S *	6/2014	Carraher	D26/89
D722,194 S *	2/2015	Guercio	D26/89
D747,534 S *	1/2016	Guercio	D26/89
D751,748 S *	3/2016	Guercio	D26/89
2010/0039807 A1 *	2/2010	Xiao	F21S 8/086 362/235
2011/0026249 A1 *	2/2011	Wylde	F21S 8/086 362/240
2011/0110081 A1 *	5/2011	Belknap	F21V 3/00 362/235
2013/0016510 A1 *	1/2013	Sanders	F21V 29/004 362/235

(Continued)

Primary Examiner — Clare E Heflin

(74) *Attorney, Agent, or Firm* — McCracken & Gillen LLC


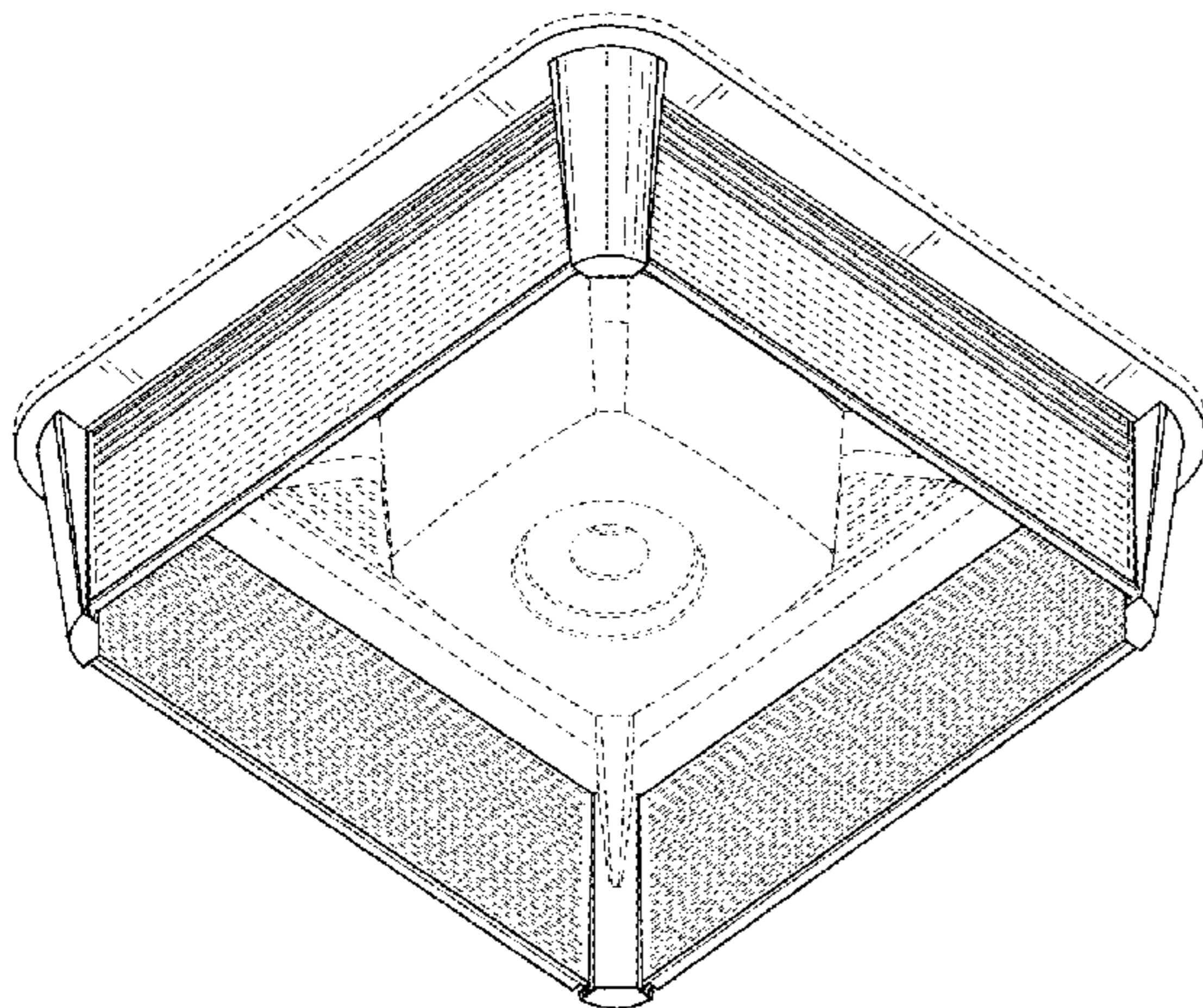
(57) **CLAIM**

The ornamental design for a luminaire, as shown and described.

DESCRIPTION

FIG. 1 is a top isometric view of an ornamental design for a luminaire;
FIG. 2 is a bottom isometric view of the luminaire of FIG. 1;
FIG. 3 is a front elevational view, which is identical to the back elevational, right side elevational, and left side elevational views, of the luminaire of FIG. 1;
FIG. 4 is a top plan view of the luminaire of FIG. 1; and, FIG. 5 is a bottom plan view of the luminaire of FIG. 1.
The broken lines shown on the drawings depict portions of the luminaire that form no part of the claimed design.

1 Claim, 4 Drawing Sheets



(56)

References Cited

U.S. PATENT DOCUMENTS

2013/0107528 A1* 5/2013 Boyer F21V 29/004
362/243
2014/0355302 A1* 12/2014 Wilcox F21K 9/52
362/609
2016/0116152 A1* 4/2016 Oostdyk F21V 29/83
362/84
2016/0131356 A1* 5/2016 Engberg F21V 29/76
362/373

* cited by examiner

FIG. 1

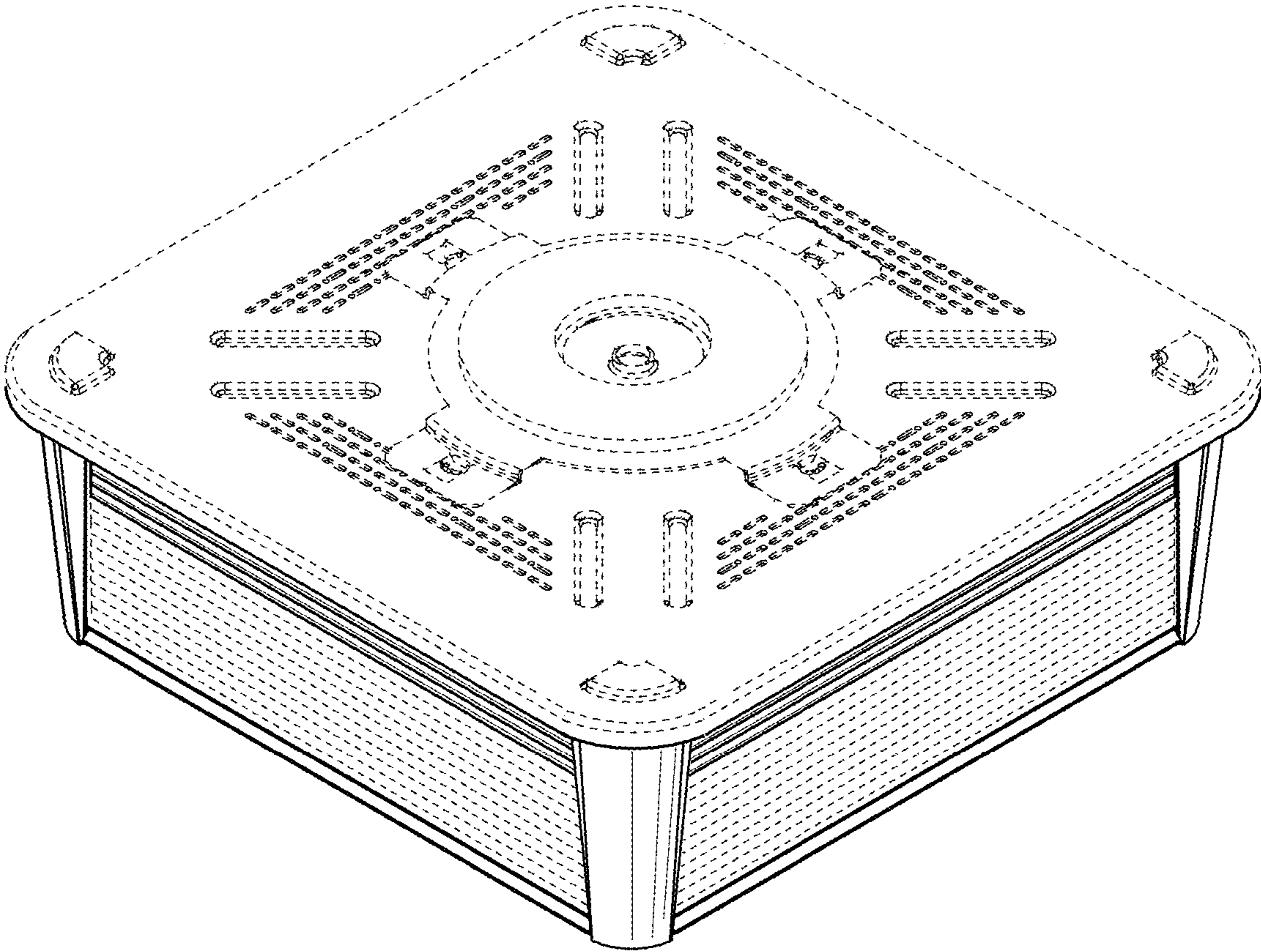


FIG. 2

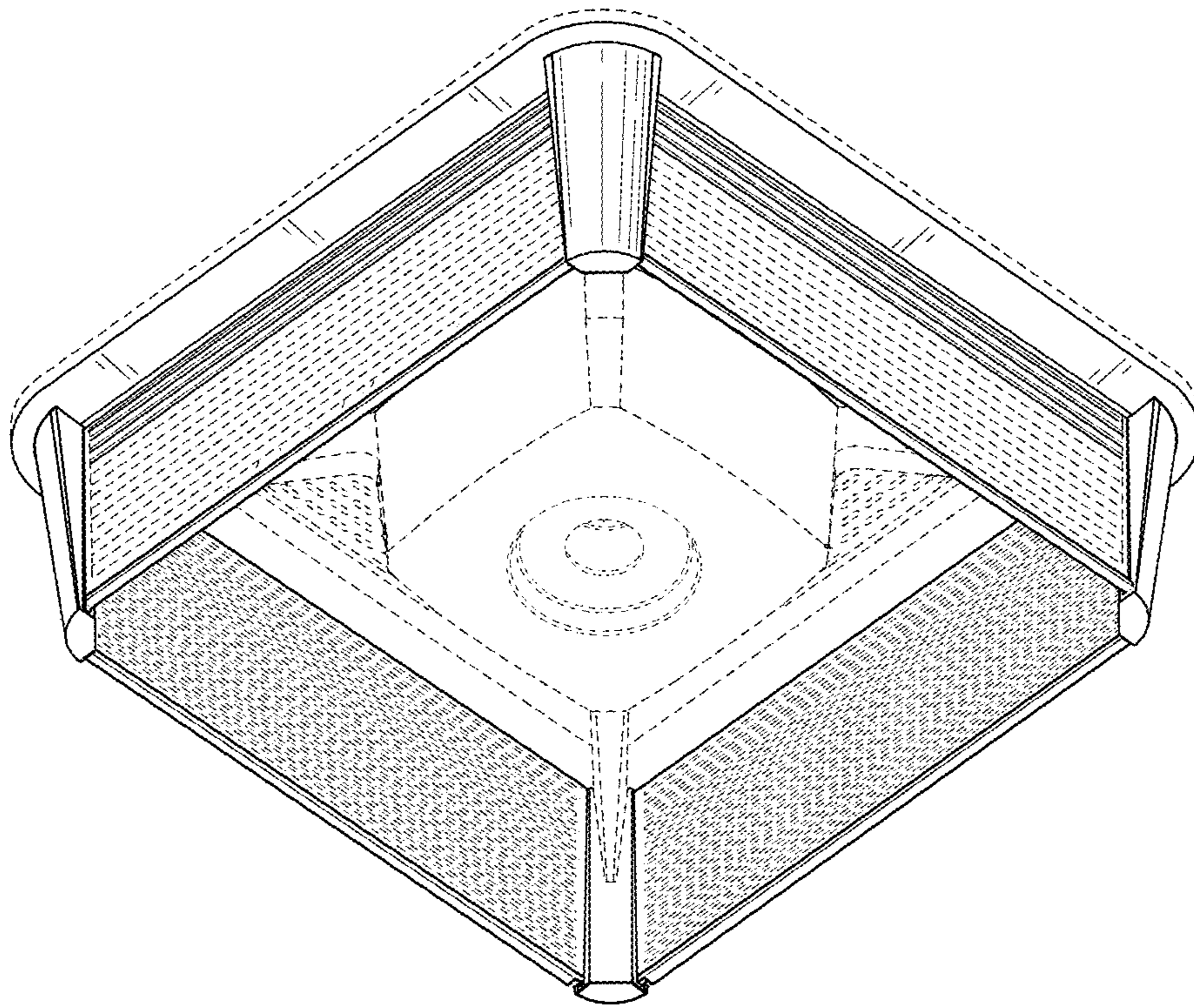


FIG. 3




FIG. 4

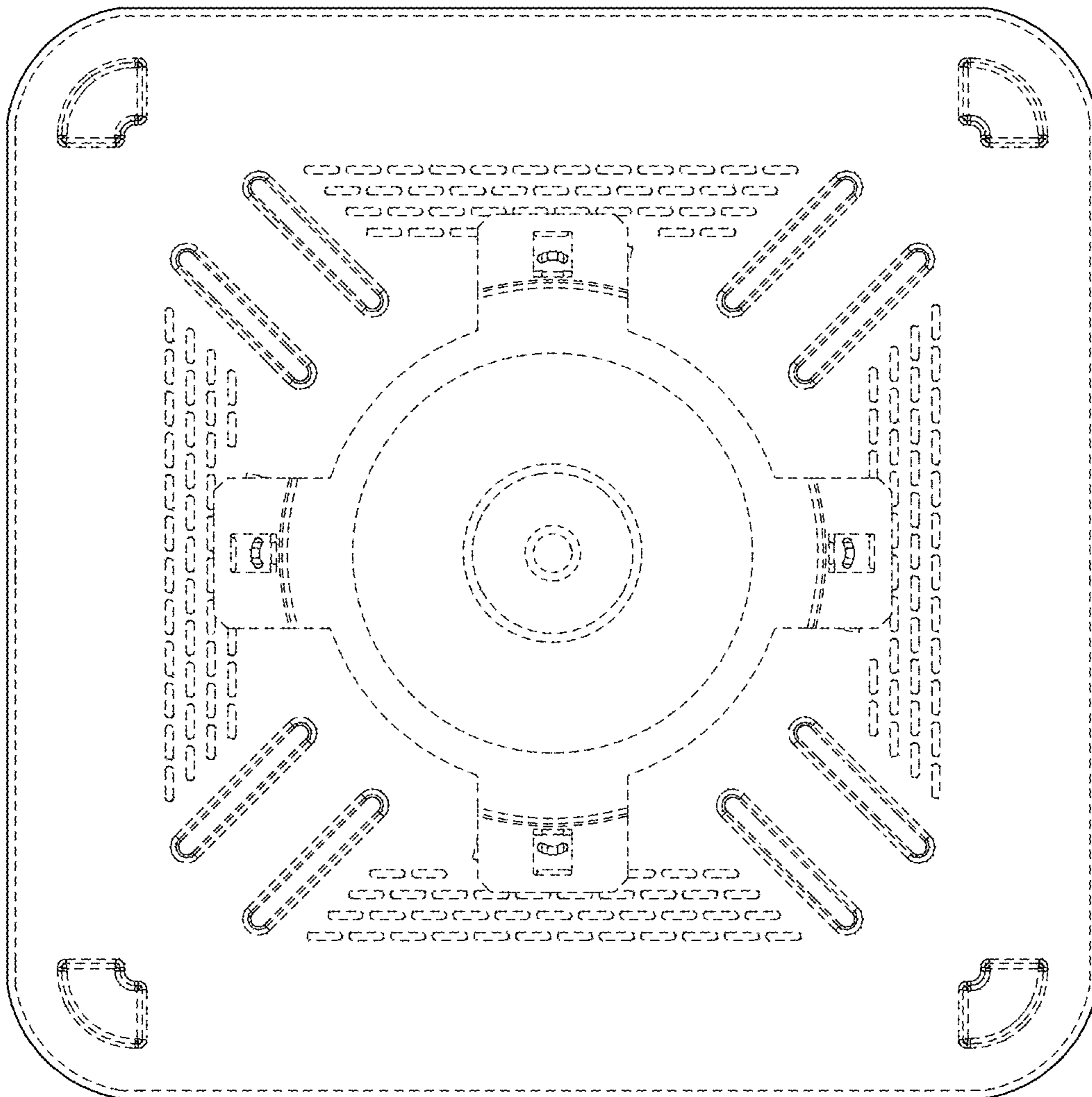


FIG. 5

