



US00D781471S

(12) **United States Design Patent**
Han et al.

(10) **Patent No.:** **US D781,471 S**

(45) **Date of Patent:** **** Mar. 14, 2017**

(54) **REAR COMBINATION LAMP FOR
AUTOMOBILE**

(71) Applicant: **Kia Motors Corporation**, Seoul (KR)

(72) Inventors: **Jae Do Han**, Gyeonggi-do (KR); **Mun
Hyo Yoon**, Gyeonggi-do (KR)

(73) Assignee: **Kia Motors Corporation**, Seoul (KR)

(**) Term: **15 Years**

(21) Appl. No.: **29/547,411**

(22) Filed: **Dec. 3, 2015**

(30) **Foreign Application Priority Data**

Jul. 16, 2015 (KR) 30-2015-0035883

(51) **LOC (10) Cl.** **26-07**

(52) **U.S. Cl.**
USPC **D26/28**

(58) **Field of Classification Search**
USPC D26/28-36; 362/459-468, 475-478,
362/485-487
CPC F21S 48/00; F21S 48/10; F21S 48/115;
F21S 48/225; F21S 48/1233; F21S
48/1266; F21S 48/1388; F21S 48/2268;
F21V 21/04
See application file for complete search history.

(56) **References Cited**

U.S. PATENT DOCUMENTS

D678,569 S * 3/2013 Brendel D26/28
D679,432 S * 4/2013 Frenzel D26/28

D738,550 S * 9/2015 Diephuis D26/28
D739,583 S * 9/2015 Forsgren D26/28
D749,759 S * 2/2016 Beaven D26/28
D756,002 S * 5/2016 Tsuchie D26/28
D756,003 S * 5/2016 Kong D26/28
D764,082 S * 8/2016 Frascella D26/28
D764,083 S * 8/2016 Davidson D26/28
D768,319 S * 10/2016 Wheel D26/28
D769,485 S * 10/2016 Morikawa D26/28

* cited by examiner

Primary Examiner — Angela J Lee

(74) *Attorney, Agent, or Firm* — Mintz Levin Cohn Ferris
Glovsky and Popeo, P.C.; Kongsik Kim

(57) **CLAIM**

The ornamental design for a rear combination lamp for
automobile, as shown and described.

DESCRIPTION

FIG. 1 is a perspective view of a rear combination lamp for
automobile according to the present invention.

FIG. 2 is a front view of the rear combination lamp for
automobile of FIG. 1.

FIG. 3 is a rear view of the rear combination lamp for
automobile of FIG. 1.

FIG. 4 is a left side view of the rear combination lamp for
automobile of FIG. 1.

FIG. 5 is a right side view of the rear combination lamp for
automobile of FIG. 1.

FIG. 6 is a top view of the rear combination lamp for
automobile of FIG. 1; and,

FIG. 7 is a bottom view of the rear combination lamp for
automobile of FIG. 1.

1 Claim, 7 Drawing Sheets




FIG. 1

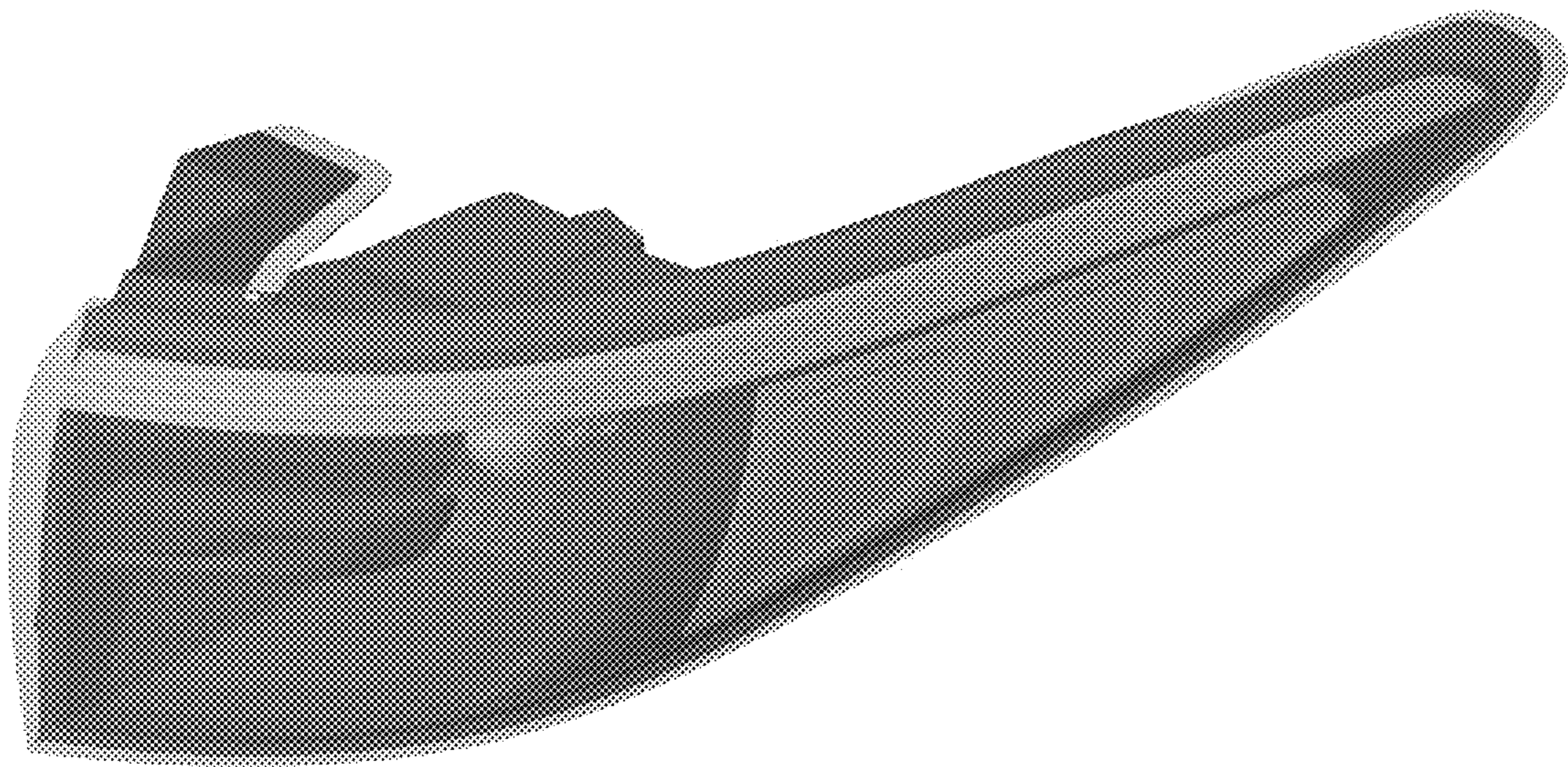


FIG. 2




FIG. 3

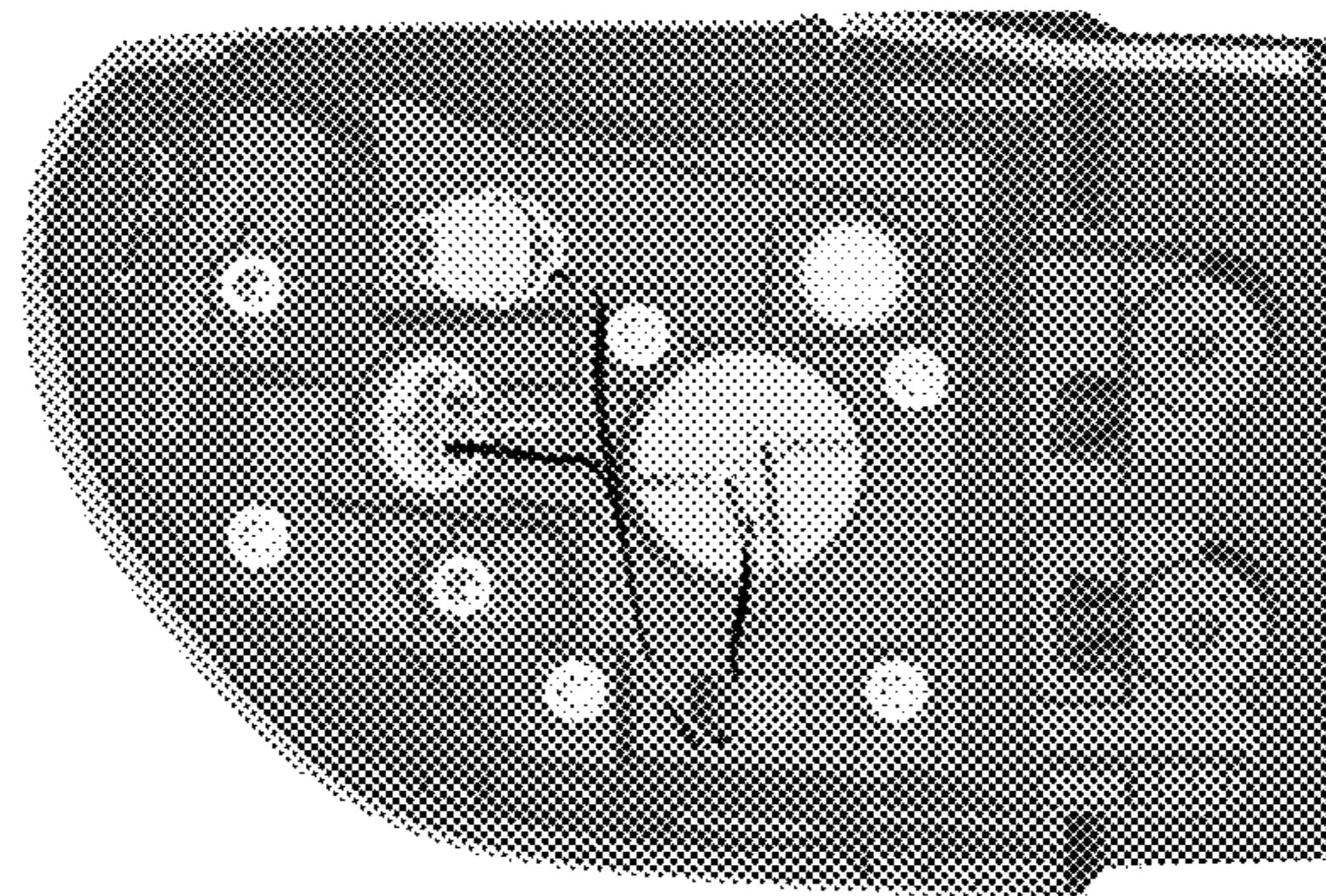


FIG. 4

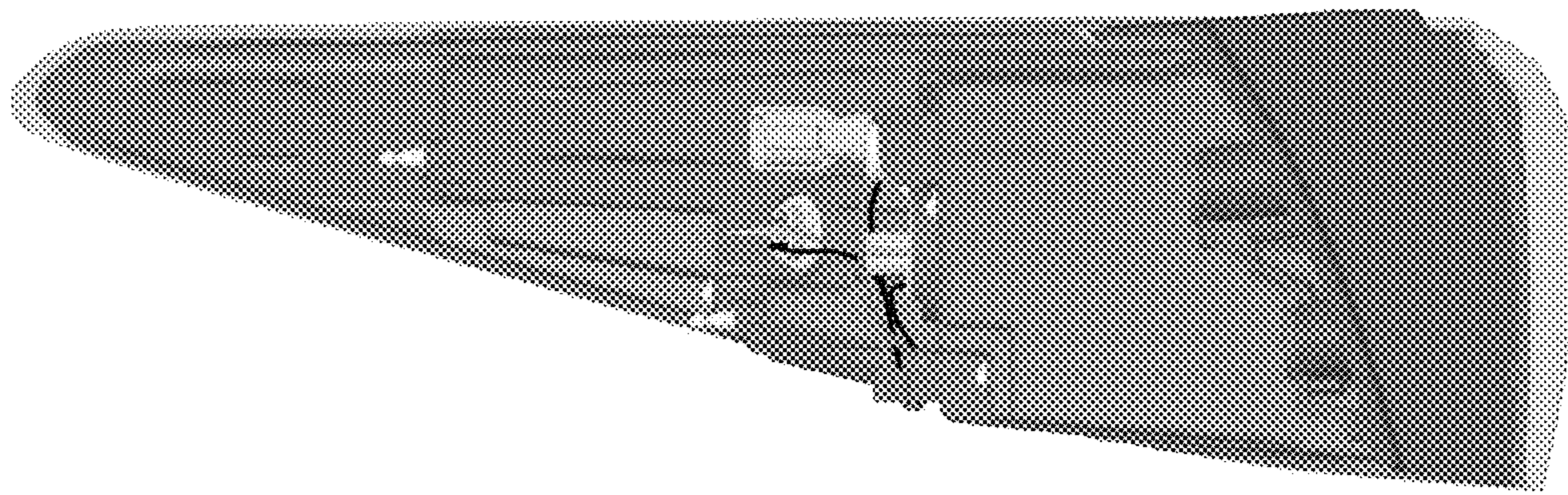


FIG. 5

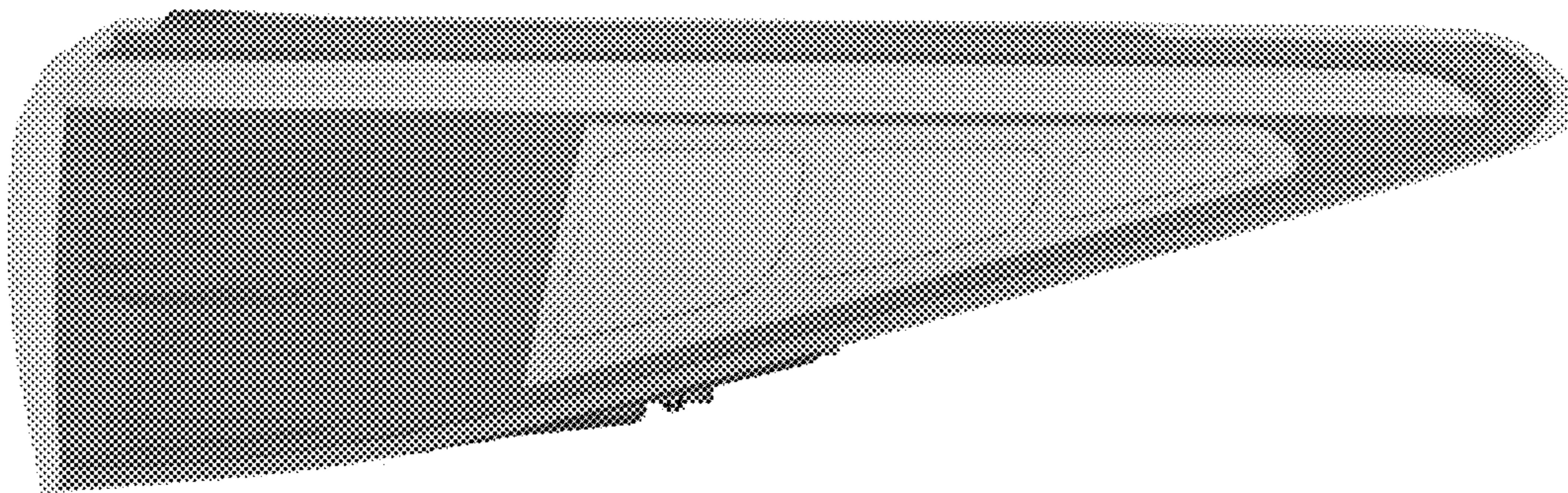


FIG. 6

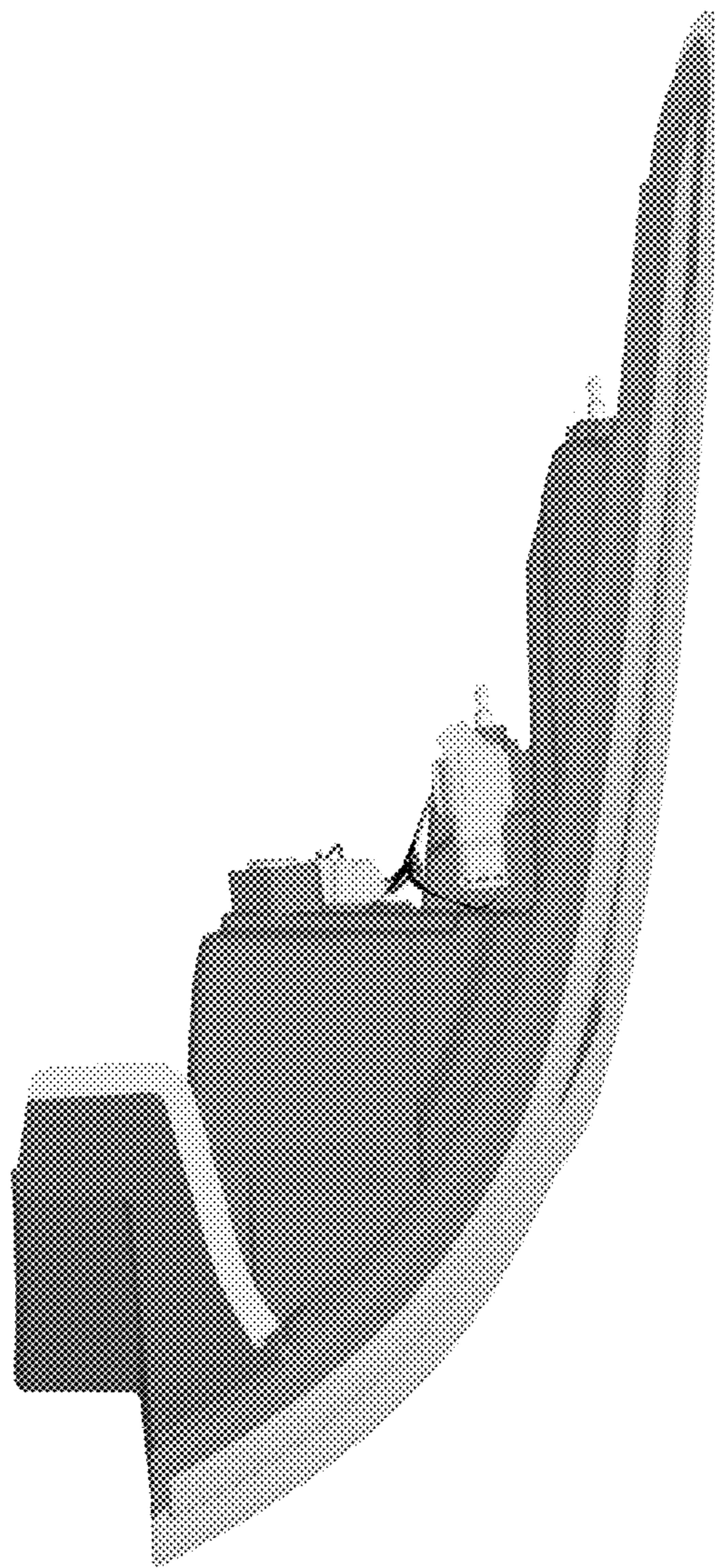


FIG. 7

