



US00D781456S

(12) **United States Design Patent**
Williams

(10) **Patent No.:** **US D781,456 S**

(45) **Date of Patent:** **** *Mar. 14, 2017**

(54) **WALL BASE**

(71) Applicant: **VPI Corporation**, Sheboygan, WI (US)

(72) Inventor: **Jeremy Williams**, Elkhart Lake, WI (US)

(73) Assignee: **VPI Corporation**, Sheyboygan, WI (US)

(*) Notice: This patent is subject to a terminal disclaimer.

(**) Term: **14 Years**

(21) Appl. No.: **29/514,218**

(22) Filed: **Jan. 9, 2015**

(51) **LOC (10) Cl.** **25-01**

(52) **U.S. Cl.**
USPC **D25/119**

(58) **Field of Classification Search**
USPC D25/48.2–48.4, 119–124, 136, 137, 164,
D25/199; 52/11–15, 94–96
CPC E04B 2/08; E04B 2/18; E04B 2002/0206
See application file for complete search history.

(56) **References Cited**

U.S. PATENT DOCUMENTS

1,585,960	A *	5/1926	Baum	E04F 19/0495 52/288.1
1,943,168	A *	1/1934	Doppel	G09F 3/20 40/618
D135,948	S *	7/1943	Depaul	293/1
3,365,854	A	1/1968	Gallo		
4,565,041	A	1/1986	Wendt		
D287,082	S *	12/1986	Gambon	D25/119
D296,136	S *	6/1988	Dreiling	D25/136
D350,405	S *	9/1994	Crossley	D25/136
D371,609	S	7/1996	Pelosi et al.		

D416,632 S 11/1999 Pelosi et al.
6,189,276 B1 * 2/2001 Pinto E04F 19/04
52/287.1

D447,579 S 9/2001 Lehrkamp
D474,548 S 5/2003 Glatz
D481,137 S 10/2003 Glatz

(Continued)

OTHER PUBLICATIONS

Burke Flooring—Profiles Designer Wall Base product data page; retrieved from internet url: http://www.burkeflooring.com/products-wall_base-profiles.php; Copyright 2010; 2 pages.

(Continued)

Primary Examiner — Cathron Brooks

Assistant Examiner — Aula Soroush

(74) *Attorney, Agent, or Firm* — Husch Blackwell LLP

(57) **CLAIM**

The ornamental design for a wall base, as shown and described.

DESCRIPTION

FIG. 1 is a perspective view of a wall base showing my new design;

FIG. 2 is a top plan view thereof;

FIG. 3 is a front elevation view thereof;

FIG. 4 is a right side elevation view thereof;

FIG. 5 is a rear elevation view thereof;

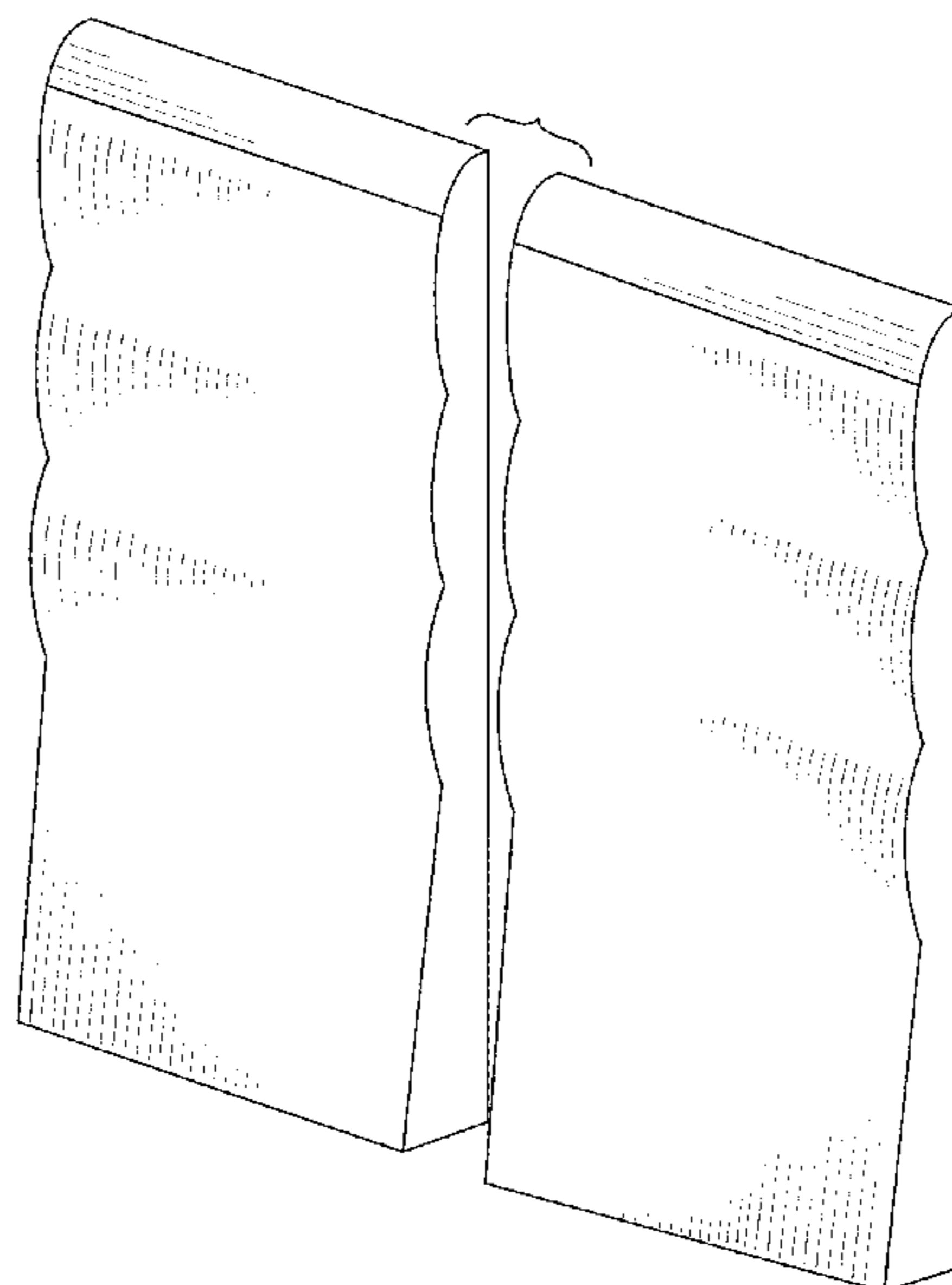
FIG. 6 is a left side elevation view thereof; and,

FIG. 7 is a bottom plan view thereof.

The surface shading shown in all figures are for illustrative environmental purposes only and form no part of the claimed design.

The wall base is shown with a symbolic break in its length. The appearance of any portion of the wall base between the break lines forms no part of the claimed design.

1 Claim, 3 Drawing Sheets



(56)

References Cited

U.S. PATENT DOCUMENTS

D483,881 S 12/2003 Glatz
 D483,882 S 12/2003 Glatz
 D483,883 S * 12/2003 Glatz D25/136
 D483,884 S 12/2003 Glatz
 D484,253 S 12/2003 Glatz
 D484,254 S * 12/2003 Glatz D25/136
 D485,622 S * 1/2004 Sudano D25/119
 D486,589 S * 2/2004 Knapp D25/119
 D486,590 S * 2/2004 Knapp D25/119
 D489,831 S 5/2004 Glatz
 D491,283 S * 6/2004 Glatz D25/136
 D493,895 S 8/2004 Glatz
 D494,057 S 8/2004 Hightower
 D499,192 S 11/2004 Glatz
 D499,193 S 11/2004 Glatz
 D499,816 S * 12/2004 Eichner D25/119
 D499,818 S * 12/2004 Glatz D25/136
 D500,149 S 12/2004 Glatz
 D500,371 S * 12/2004 Glatz D25/136
 D500,869 S * 1/2005 Glatz D25/136
 D510,145 S 9/2005 Folliard
 D511,216 S 11/2005 Folliard
 D514,236 S 1/2006 Glatz
 D517,223 S 3/2006 Folliard
 D529,196 S 9/2006 Folliard
 D529,197 S 9/2006 Folliard
 D529,198 S 9/2006 Folliard
 D529,199 S 9/2006 Folliard
 D529,631 S 10/2006 Folliard
 D529,632 S 10/2006 Folliard
 D561,916 S 2/2008 Visintin
 D562,466 S 2/2008 Visintin
 D579,578 S * 10/2008 Chaney D25/119
 D604,341 S 11/2009 Busalt et al.
 D623,770 S 9/2010 Johnston
 D629,125 S 12/2010 Johnston
 D634,026 S 3/2011 Baccarini
 D638,287 S 5/2011 Tedesco et al.
 D666,326 S * 8/2012 Sims D25/119
 D676,153 S 2/2013 Johnston
 D676,154 S 2/2013 Johnston

D676,155 S 2/2013 Johnston
 D676,156 S 2/2013 Johnston
 D676,157 S 2/2013 Johnston
 D676,158 S 2/2013 Johnston
 D686,757 S 7/2013 Johnston
 8,534,017 B1 * 9/2013 Schroeter E04F 19/0468
 24/563
 D703,294 S * 4/2014 Witkowski D23/233
 D720,474 S * 12/2014 Gori D25/119
 D720,475 S * 12/2014 Gori D25/119
 2004/0040235 A1 * 3/2004 Kurtz E04F 19/0468
 52/288.1
 2007/0256376 A1 * 11/2007 Vaes E04F 19/0495
 52/211
 2007/0277473 A1 * 12/2007 Richardson E04F 19/0495
 52/716.1
 2010/0242389 A1 * 9/2010 DePaul E04F 19/0436
 52/288.1
 2011/0045250 A1 2/2011 De Zen
 2013/0047532 A1 * 2/2013 Armacost B26D 1/30
 52/288.1

OTHER PUBLICATIONS

Johnsonite Millwork Wall Finishing System page; retrieved from the internet url: <http://www.johnsonite.com/Default.aspx?tabid=1157&sku=MW-XXX-J>, printed Dec. 30, 2013, 1 page.
 Johnsonite Millwork Contoured Wall Base, Chair Rail and Corner Guard page, retrieved from internet url: <http://www.johnsonite.com/WallBaseFinishesAccessories/FinishBordersWallBase/MillworkContouredWBChairRailCornerGuard>; printed Dec. 20, 2013, 2 pages.
 Johnsonite Millwork Photo Gallery pages; retrieved from Internet url: <http://www.johnsonite.com/ColorResourcesTools/PhotoGallery/tabid/822/AlbumID/2151-236/Default.aspx>, printed Dec. 30, 2013, 2 pages.
 PRWEB, Profiles Wall Base Line Announced by Burke Flooring, retrieved from internet url: <http://www.prweb.com/releases/2009/07/prweb2591514.htm>, Jul. 1, 2009, 1 page.
 Burke Flooring, Profiles Designer Wall Base Catalog, downloaded circa Dec. 2013, 12 pages.

* cited by examiner

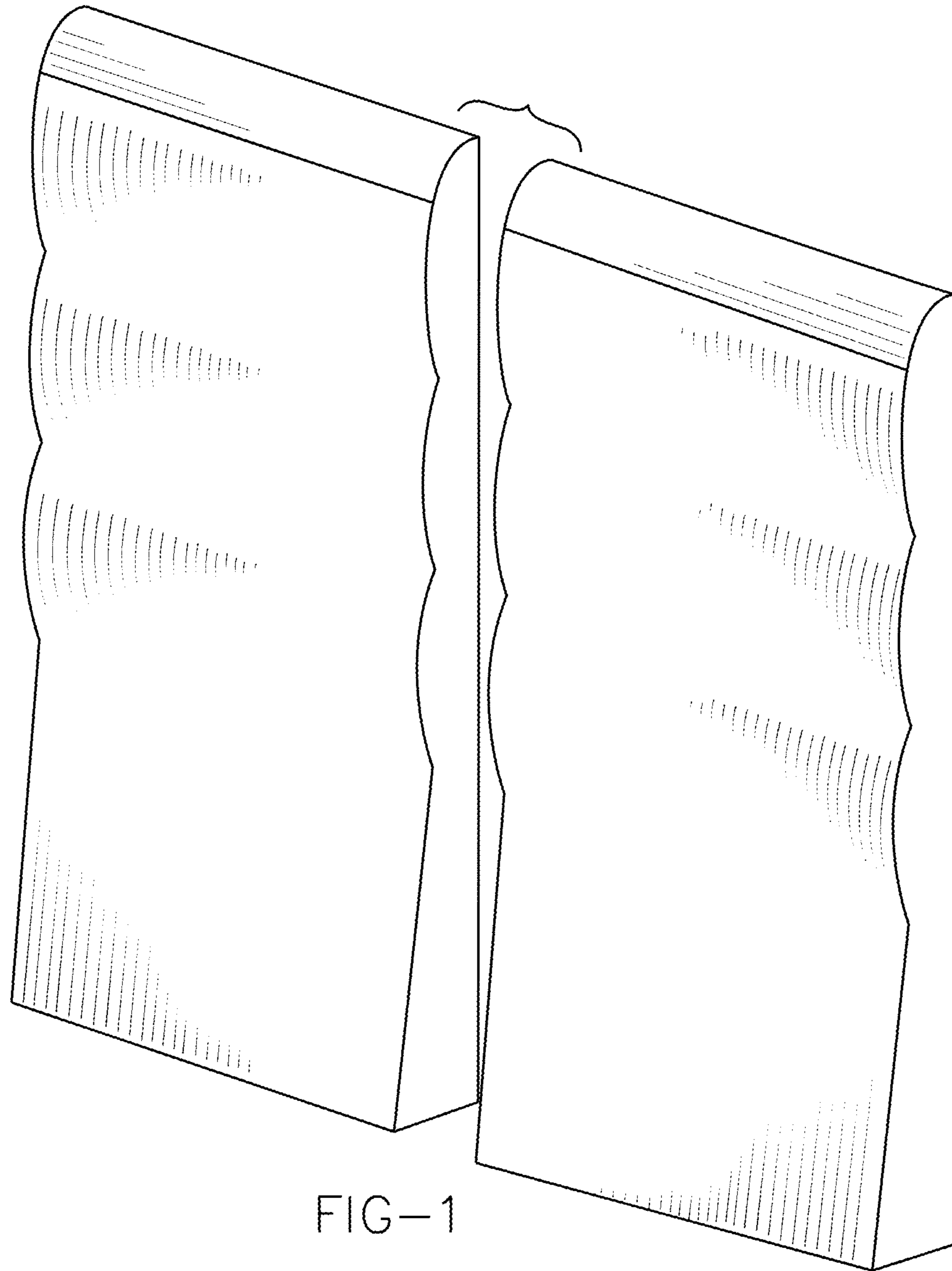


FIG-1

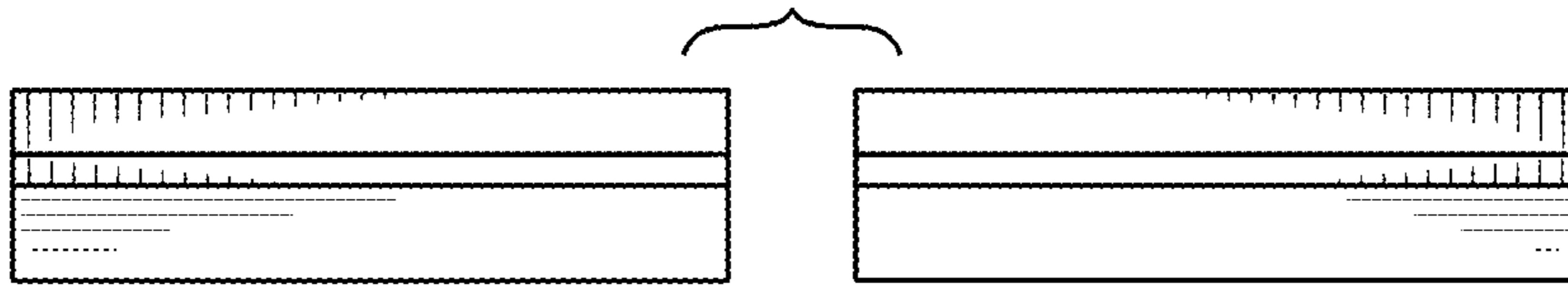


FIG-2

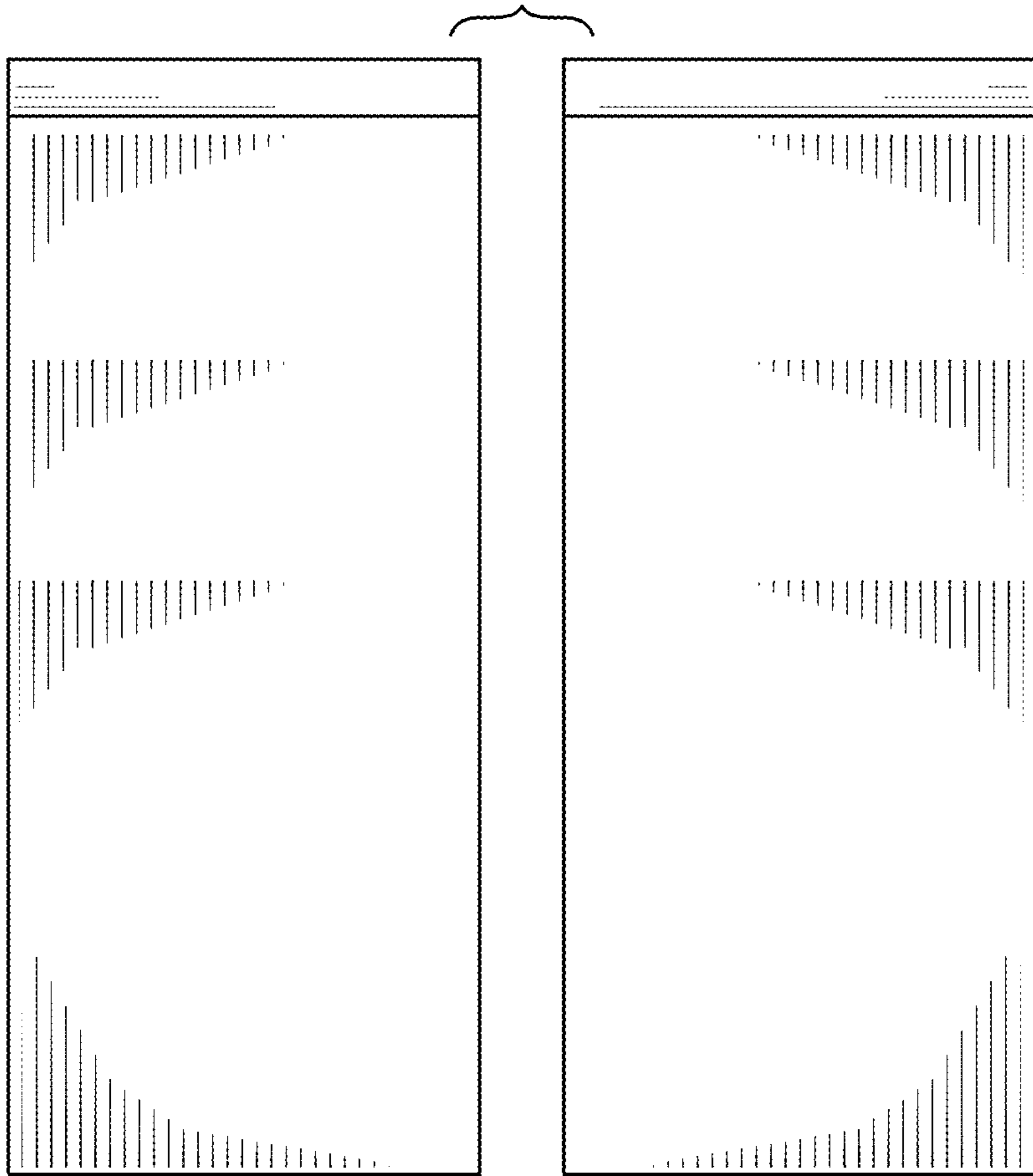


FIG-3

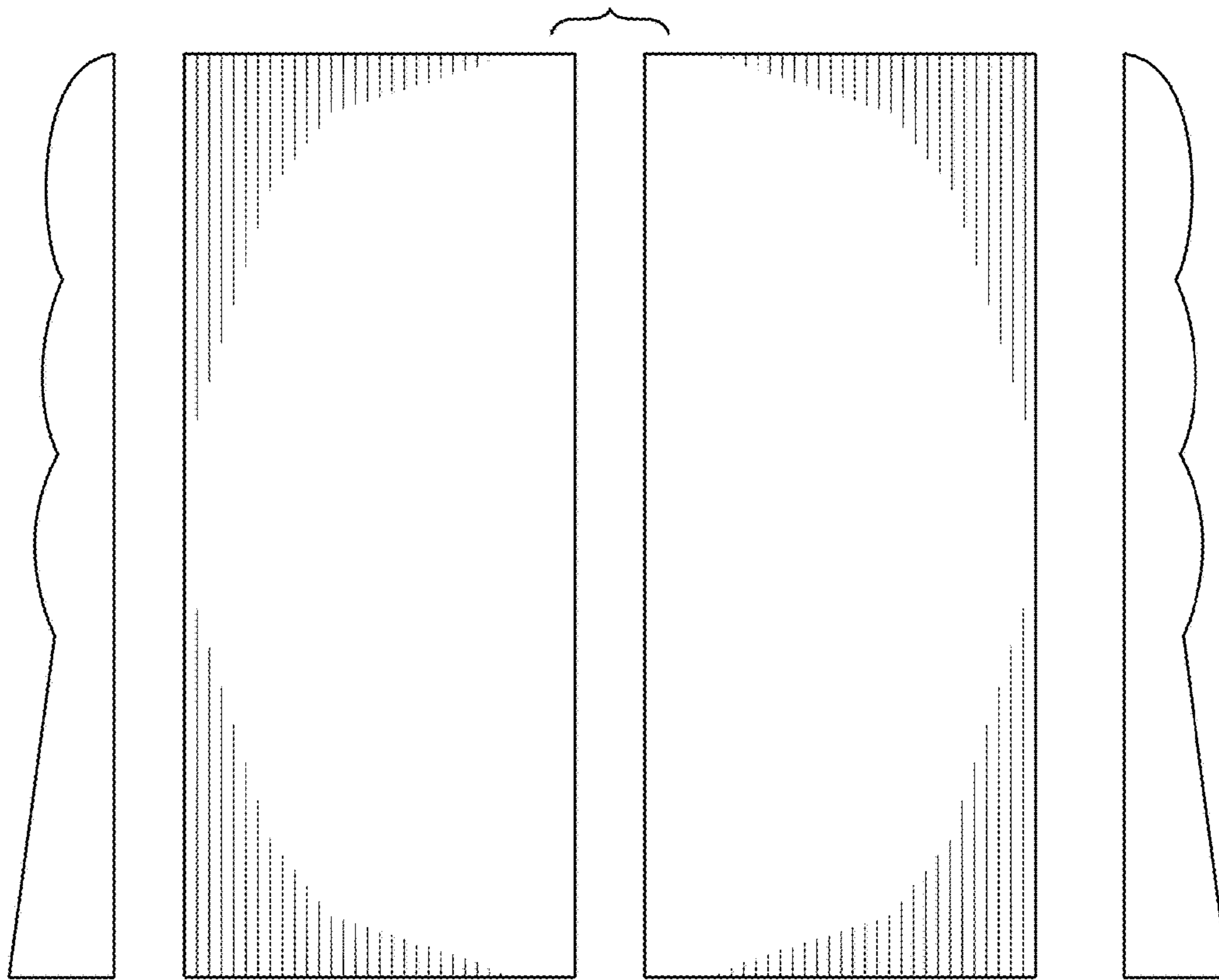


FIG-4

FIG-5

FIG-6

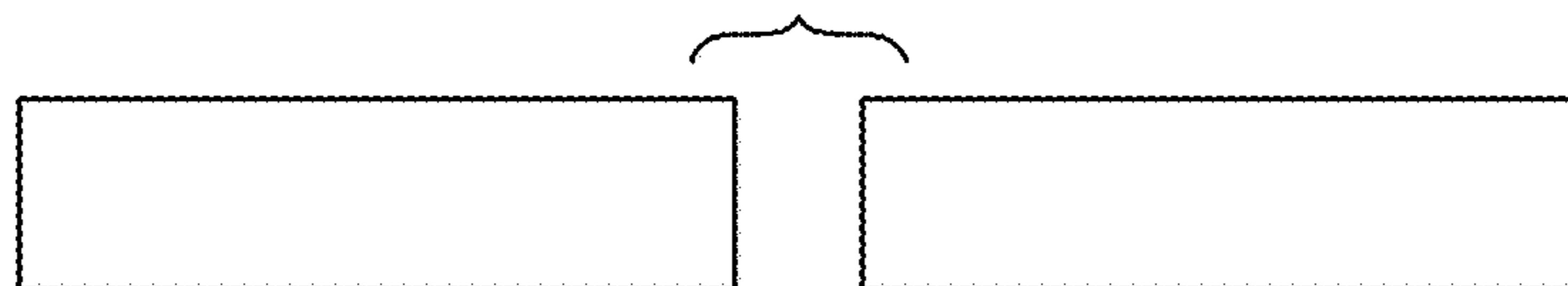


FIG-7