



US00D781455S

(12) **United States Design Patent**
Risi

(10) **Patent No.:** **US D781,455 S**

(45) **Date of Patent:** **** Mar. 14, 2017**

(54) **CORNER BLOCK FOR A BLOCK STRUCTURE**

(71) Applicant: **Angelo Risi**, Maple (CA)

(72) Inventor: **Angelo Risi**, Maple (CA)

(**) Term: **15 Years**

(21) Appl. No.: **29/505,490**

(22) Filed: **Nov. 20, 2015**

(51) **LOC (10) Cl.** **25-01**

(52) **U.S. Cl.**
USPC **D25/113**

(58) **Field of Classification Search**
USPC D21/484-491, 499-504; D25/102-118,
D25/136, 138, 140, 151-153, 156-162,
D25/164; 52/503-505, 574, 575,
52/596-612; 404/27-42; 405/16, 284,
405/286

CPC ... E01C 5/00; E01C 5/06; E01C 5/005; E01C
9/004; E01C 2201/16

See application file for complete search history.

(56) **References Cited**

U.S. PATENT DOCUMENTS

D110,895 S * 8/1938 Hawk D25/108
D443,074 S * 5/2001 Azar D25/113

D488,566 S * 4/2004 Fleishman D25/112
D506,012 S * 6/2005 Crump D25/112
D509,596 S * 9/2005 Cant D25/113
D603,976 S * 11/2009 Pearce D25/114
D686,346 S * 7/2013 Riccobene D25/113
D761,443 S * 7/2016 Martinez D25/113
2007/0125029 A1 * 6/2007 Lawrie E04F 13/0864
52/631

FOREIGN PATENT DOCUMENTS

JP D1170445 * 4/2003

* cited by examiner

Primary Examiner — Susan Bennett Hattan

Assistant Examiner — Leanne Was-Englehart

(57) **CLAIM**

The ornamental design for a corner block for a block structure, as shown and described.

DESCRIPTION

FIG. 1 is a rear perspective view of the corner block for a block structure.

FIG. 2 is a front perspective view of the corner block.

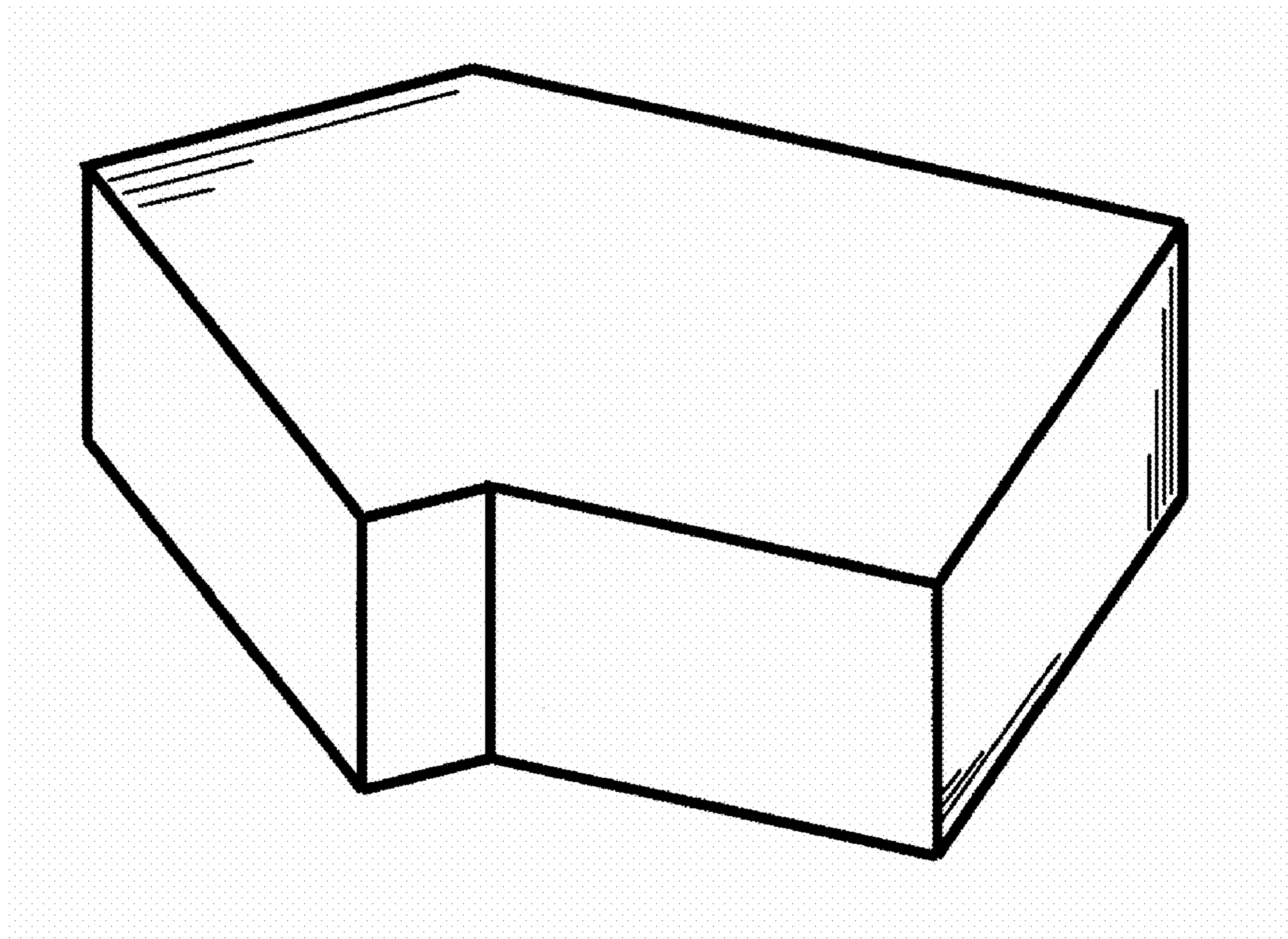
FIG. 3 is a top plan view of the corner block.

FIG. 4 is a front elevational view of the corner block.

FIG. 5 is a bottom plan view of the corner block; and,

FIG. 6 is a rear elevational view of the corner block.

1 Claim, 3 Drawing Sheets



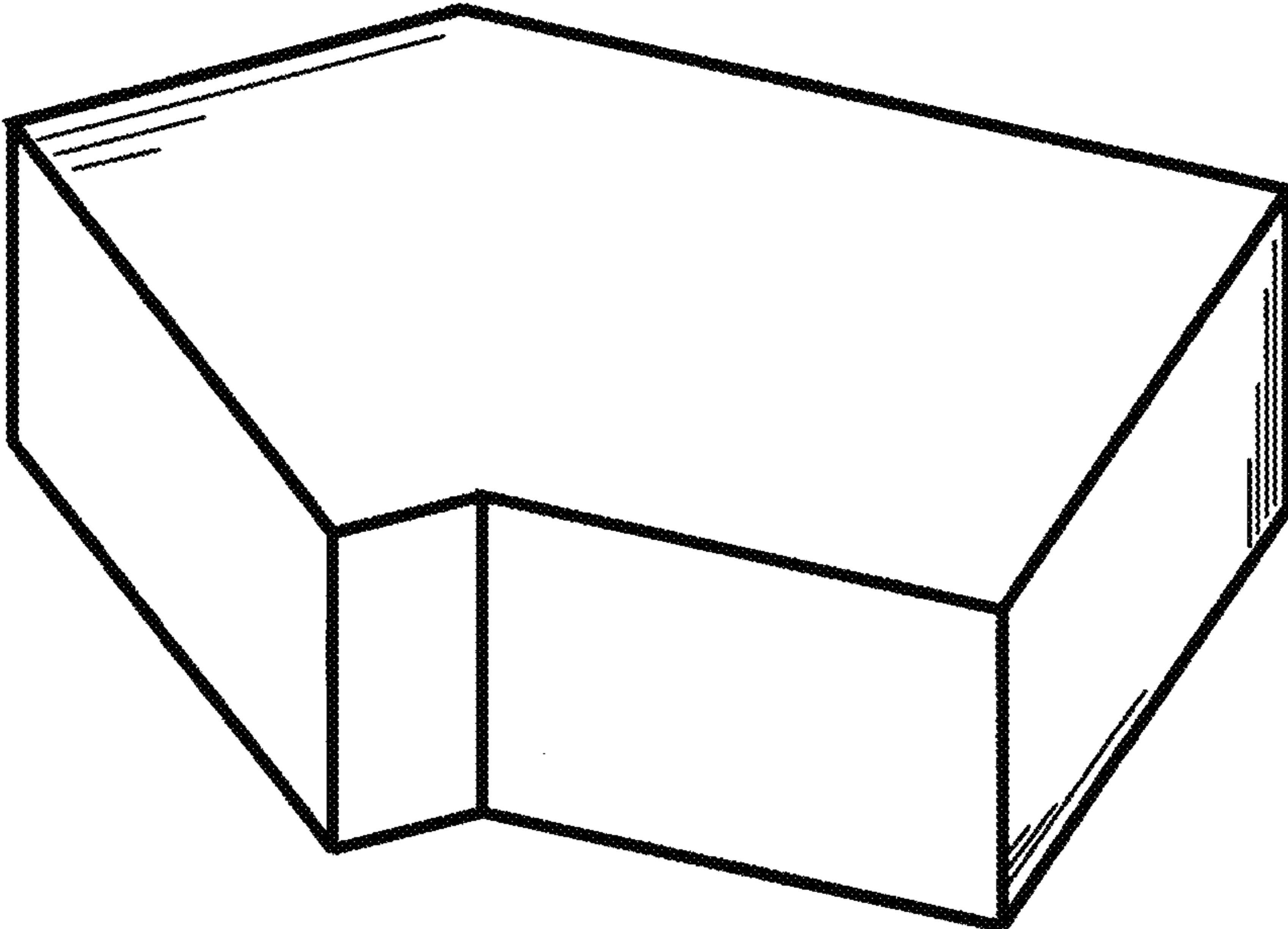


FIG. 1

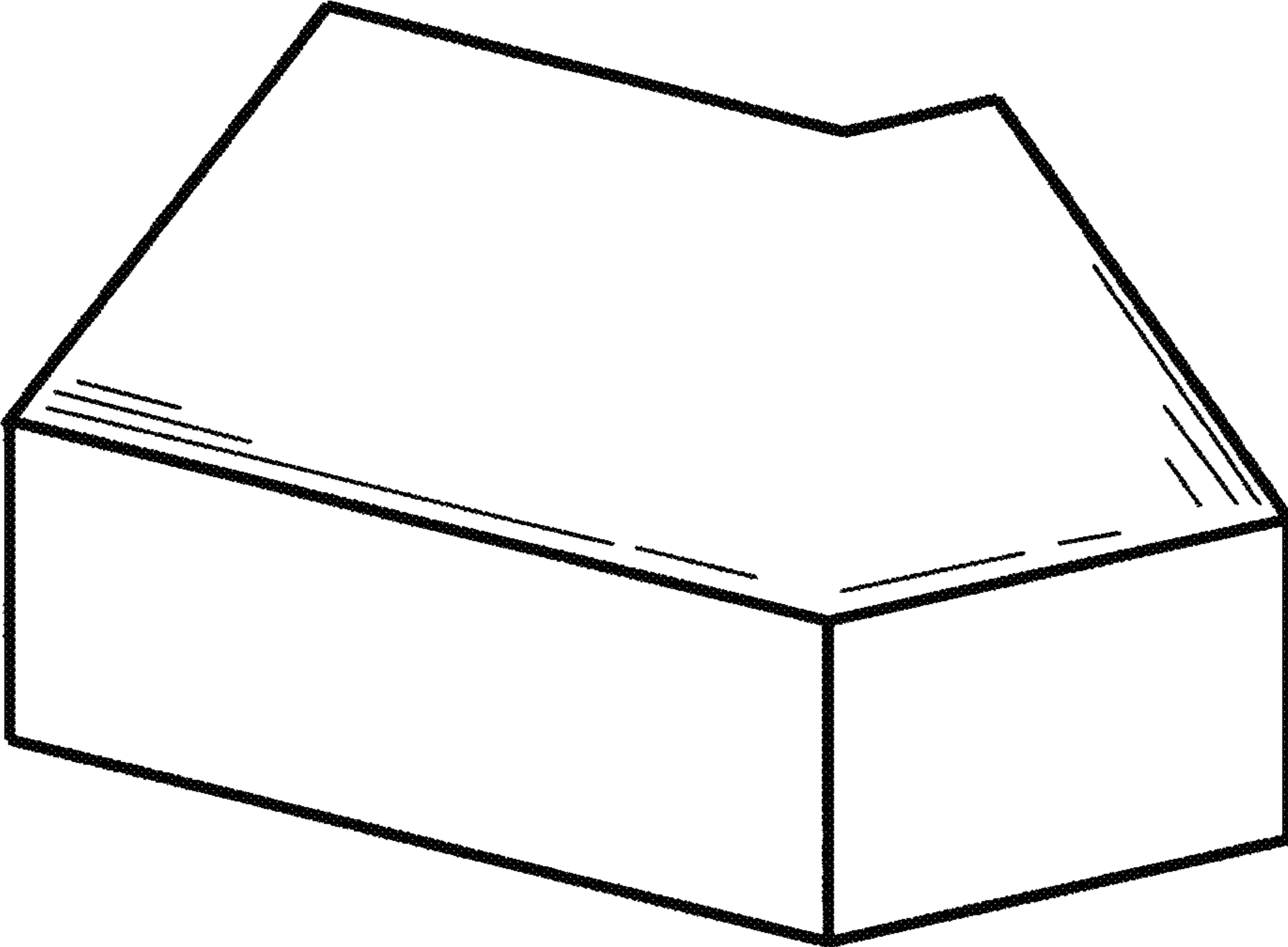


FIG. 2

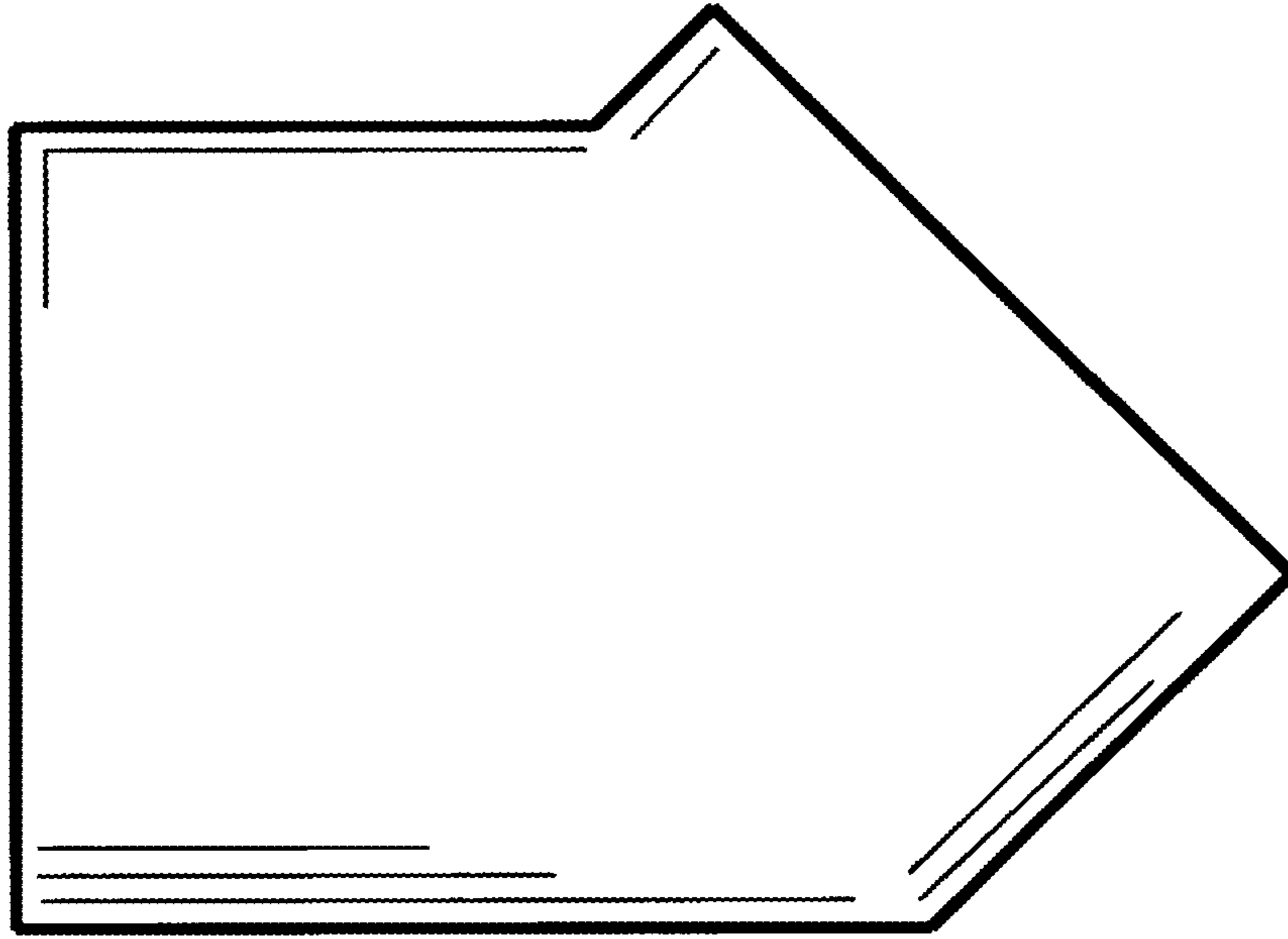


FIG. 3




FIG. 4




FIG. 5

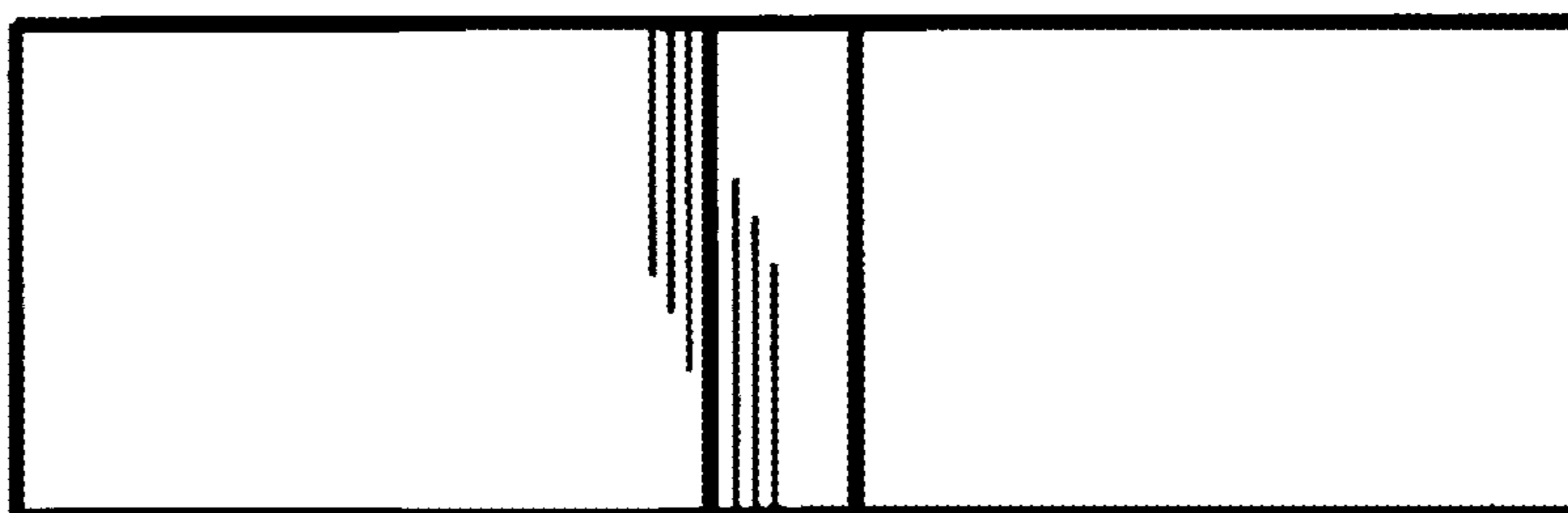


FIG. 6