



US00D781454S

(12) **United States Design Patent**
Metcalf

(10) **Patent No.:** **US D781,454 S**

(45) **Date of Patent:** **** Mar. 14, 2017**

(54) **PANEL WITH PATTERN**

D224,150 S 7/1972 Sahm
D261,191 S 10/1981 Ford
4,842,974 A * 6/1989 Landa G03G 9/12
428/111

(71) Applicant: **3form, LLC**, Salt Lake City, UT (US)

(Continued)

(72) Inventor: **Elizabeth Egan Metcalf**, Salt Lake City, UT (US)

FOREIGN PATENT DOCUMENTS

(73) Assignee: **3Form, LLC**, Salt Lake City, UT (US)

EM D01862756 6/2011
KR 300743571 5/2014

(**) Term: **15 Years**

OTHER PUBLICATIONS

(21) Appl. No.: **29/530,614**

<http://newsletter.3-form.com/spring-2015-metallics/> Posted Spring 2015.*

(22) Filed: **Jun. 18, 2015**

(Continued)

Related U.S. Application Data

(63) Continuation of application No. 14/998,010, filed on Mar. 18, 2015.

Primary Examiner — Susan Bennett Hattan

Assistant Examiner — Leanne Was-Englehart

(51) **LOC (10) Cl.** **25-01**

(74) *Attorney, Agent, or Firm* — Workman Nydegger

(52) **U.S. Cl.**
USPC **D25/104**

(57) **CLAIM**

(58) **Field of Classification Search**

The ornamental design for a panel with pattern, as shown and described.

USPC D6/332; D25/102–106, 109–111,
D25/138–141, 143–145, 147–150,
D25/157–162; 52/306–308, 330–333,
52/600–609; 428/34, 44–49, 67,
428/105–113, 192

DESCRIPTION

CPC E04C 2/00; E04C 2/24; E04C 2/54; E04C
2002/005

FIG. 1 is a front perspective view of a panel with pattern as used in a partition;

FIG. 2 is a front perspective view thereof;

FIG. 3 is a front elevational view thereof;

FIG. 4 is a cross-sectional view taken in the direction of line 4-4 in FIG. 3;

FIG. 5 is a cross-sectional view taken in the direction of line 5-5 in FIG. 3;

FIG. 6 is a cross-sectional view taken in the direction of line 6-6 in FIG. 3; and,

FIG. 7 is a cross-sectional view taken in the direction of line 7-7 in FIG. 3.

The broken lines in the drawings depict environment that forms no part of the claimed design.


See application file for complete search history.

(56) **References Cited**

U.S. PATENT DOCUMENTS

D102,846 S 1/1937 Siner
D108,301 S 2/1938 Siegel
D113,825 S 3/1939 Carragher
D156,185 S 11/1949 Vogel
D187,102 S 1/1960 McCobb
D190,019 S 4/1961 Edmondson
D224,149 S 7/1972 Sahm

1 Claim, 3 Drawing Sheets



(56)

References Cited

U.S. PATENT DOCUMENTS

5,725,927 A 3/1998 Zilg
 D488,565 S * 4/2004 Bresciani D25/111
 D521,302 S 5/2006 Yeh
 D631,986 S * 2/2011 Canales D25/138
 D644,340 S 8/2011 Canales
 D652,958 S 1/2012 Canales
 D653,777 S 2/2012 Damen
 D653,780 S 2/2012 Metcalf
 D676,580 S * 2/2013 Canales D25/104
 D676,979 S * 2/2013 Canales D25/104
 D676,980 S 2/2013 Mitchell
 D702,369 S * 4/2014 Schober D25/111
 D702,859 S 4/2014 Schober
 D702,950 S 4/2014 Su
 D703,834 S 4/2014 Schober
 D703,835 S 4/2014 Schober
 D705,948 S 5/2014 Schober
 D705,949 S 5/2014 Schober
 D707,854 S 6/2014 Schober
 D720,472 S 12/2014 Schober
 D728,828 S 5/2015 Metcalf

D746,064 S * 12/2015 Zeamer D25/151
 D751,300 S * 3/2016 Davis D5/44
 D751,327 S * 3/2016 Bender D6/707.19
 D759,385 S * 6/2016 Davis D5/44
 D759,386 S * 6/2016 Davis D5/44
 D759,387 S * 6/2016 Davis D5/44
 D760,501 S * 7/2016 Davis D5/44
 D761,571 S * 7/2016 Chou D5/47
 2011/0268921 A1 11/2011 Canales
 2014/0072732 A1 3/2014 Moore

OTHER PUBLICATIONS

Notice of Allowance for U.S. Appl. No. 29/530,501 dated Apr. 25, 2016.
http://www.3-form.com/materials/pressed_glass/woods/highres_zebrano_pressed/.
 Ex Parte Quayle for U.S. Appl. No. 29/530,619 dated Jun. 28, 2016.
 Dapple Etch (on-line), dated Oct. 25, 2014. Retrieved from Internet Jun. 14, 2016, URL:https://web.archive.org/web/20141025004450/http://www.3-form.com/materials/infinite_glass/pattern+_etch/dapple_etch/ (7pages).

* cited by examiner

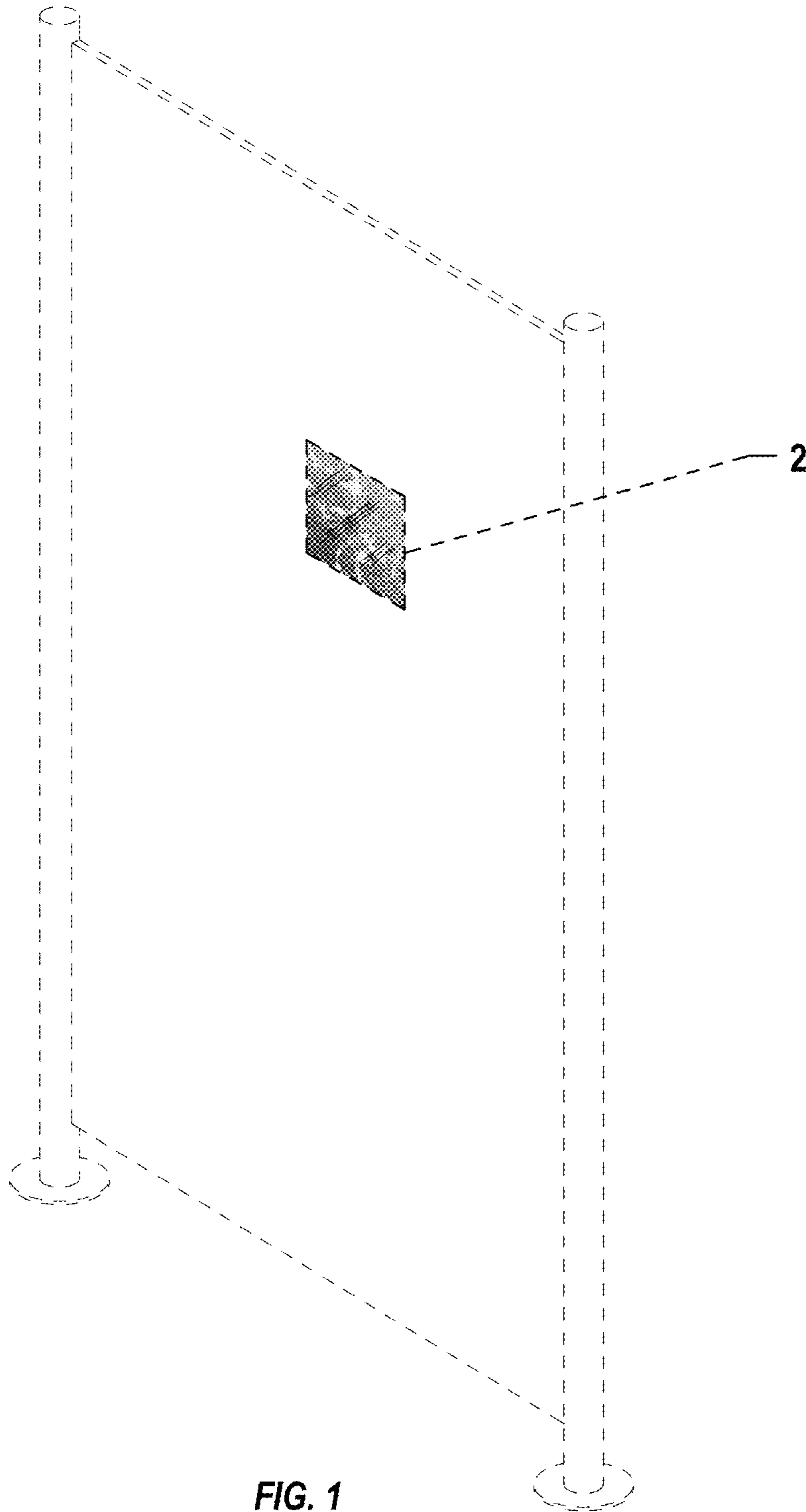


FIG. 1




FIG. 2

