



US00D781356S

(12) **United States Design Patent** (10) **Patent No.:** **US D781,356 S**  
**Iungerich** (45) **Date of Patent:** **\*\* Mar. 14, 2017**

(54) **FINNED TUBE**  
(71) Applicant: **Jonathan James Iungerich**, San Diego, CA (US)

5,299,433 A 4/1994 Harms  
5,456,090 A 10/1995 McCoy  
D367,068 S 2/1996 Green  
(Continued)

(72) Inventor: **Jonathan James Iungerich**, San Diego, CA (US)

**FOREIGN PATENT DOCUMENTS**

EP 2063203 A2 5/2009  
JP 11257814 A 9/1999  
(Continued)

(\*\*) Term: **14 Years**

(21) Appl. No.: **29/487,020**

**OTHER PUBLICATIONS**

(22) Filed: **Apr. 4, 2014**

Round Extruded Heat Sink (available online, Jul. 9, 2012). Retrieved from the internet Oct. 3, 2016, retrieved from internet URL: <http://www.tradeindia.com/Seller5392577/KPENTERPRISES/>\*

(51) **LOC (10) Cl.** ..... **15-07**

(52) **U.S. Cl.**  
USPC ..... **D15/90; D7/300.2**

(58) **Field of Classification Search**  
USPC ..... D13/118, 125, 133, 154, 179, 180, 182, D13/184, 199; D15/79, 89, 90, 136, 138; D7/305, 396.1, 396.2, 397; D9/434, 436, D9/453, 502  
CPC ..... F28F 1/08; F28F 1/10; F28F 1/12; F28F 1/22; F28F 1/38; F28F 1/42; F28F 1/105; F28F 1/126; F28F 1/325; F28F 3/08; H01L 23/427; A47G 23/04; A47G 19/2288

See application file for complete search history.

*Primary Examiner* — Garth Rademaker  
*Assistant Examiner* — Richard Kearney  
(74) *Attorney, Agent, or Firm* — Adam R. Stephenson, Ltd.

(57) **CLAIM**

The ornamental design for a finned tube, as shown and described.

**DESCRIPTION**


FIG. 1 is a top, front, perspective view of a finned tube; FIG. 2 is a top view thereof; FIG. 3 is a bottom view thereof; FIG. 4 is a front view thereof; FIG. 5 is a rear view thereof; FIG. 6 is a left side view thereof; and, FIG. 7 is a right side view thereof. The broken lines showing portions of the top cap of the finned tube in FIGS. 1-7 are for the purpose of illustrating non-claimed portions of the article and form no part of the claimed design.

(56) **References Cited**

**U.S. PATENT DOCUMENTS**

2,298,249 A \* 10/1942 Brown, Jr. .... B23K 11/0046 165/183  
2,997,858 A 8/1961 Perez  
3,059,452 A 10/1962 Griffin  
4,688,395 A 8/1987 Holcomb  
4,741,176 A 5/1988 Johnson  
4,782,670 A 11/1988 Long  
4,798,063 A 1/1989 Rimmer  
4,843,836 A 7/1989 Childers  
5,235,823 A 8/1993 Coker

**1 Claim, 6 Drawing Sheets**



(56)

References Cited

U.S. PATENT DOCUMENTS

5,507,156 A \* 4/1996 Redmon ..... A47G 19/2266  
 220/705  
 D369,502 S \* 5/1996 Albertson ..... D7/300.2  
 5,522,239 A \* 6/1996 Schwartz ..... B65D 81/18  
 62/371  
 5,609,039 A 3/1997 Green  
 5,732,567 A 3/1998 Anderson  
 5,878,593 A \* 3/1999 Lane ..... F25D 3/08  
 165/183  
 6,019,167 A \* 2/2000 Bishop ..... F28F 1/10  
 165/104.19  
 6,494,056 B1 12/2002 Roth  
 6,508,159 B1 \* 1/2003 Muirhead ..... F28F 1/20  
 42/76.01  
 D472,563 S 4/2003 Roth  
 6,688,135 B1 2/2004 Mattia  
 6,751,982 B2 6/2004 Horen  
 D492,600 S 7/2004 Moore  
 7,089,757 B2 8/2006 Yang  
 D559,870 S 1/2008 Conlon  
 7,650,757 B2 1/2010 Bhatti  
 7,669,726 B2 3/2010 Sun  
 D642,830 S \* 8/2011 Buckles ..... D15/79  
 8,042,356 B2 10/2011 Norris

8,079,411 B2 12/2011 Cerra  
 8,162,040 B2 \* 4/2012 Briselden ..... F23C 3/002  
 165/109.1  
 8,381,542 B2 2/2013 Afolabi  
 D715,143 S \* 10/2014 Hewitt ..... D9/436  
 9,314,126 B2 \* 4/2016 Molayem ..... A47G 19/2288  
 D765,453 S \* 9/2016 Suquet ..... D7/300.2  
 2001/0039808 A1 11/2001 Easler  
 2006/0010903 A1 \* 1/2006 Porter ..... F25D 31/007  
 62/457.3  
 2006/0162374 A1 7/2006 Ganser  
 2007/0175237 A1 8/2007 Roth  
 2009/0277211 A1 11/2009 Afolabi

FOREIGN PATENT DOCUMENTS

WO WO2011130813 A1 10/2011  
 WO WO2012004433 A1 1/2012  
 WO WO2012172123 A1 12/2012

OTHER PUBLICATIONS

Transmission Cooler (available online, May 27, 2014). Retrieved from the internet Oct. 3, 2016, retrieved from the internet URL: <http://www.spectreperformance.com/images/m/SPE-5466.jpg>.\*

\* cited by examiner




FIG. 1

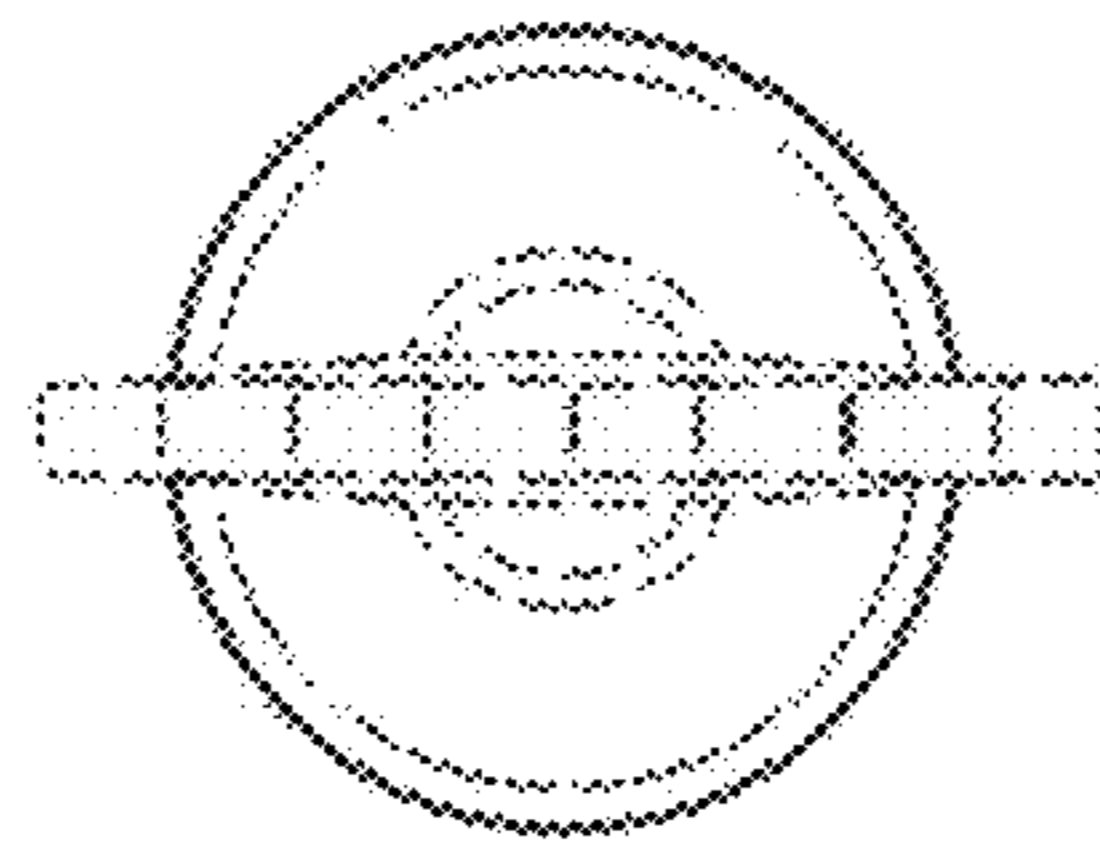


FIG. 2

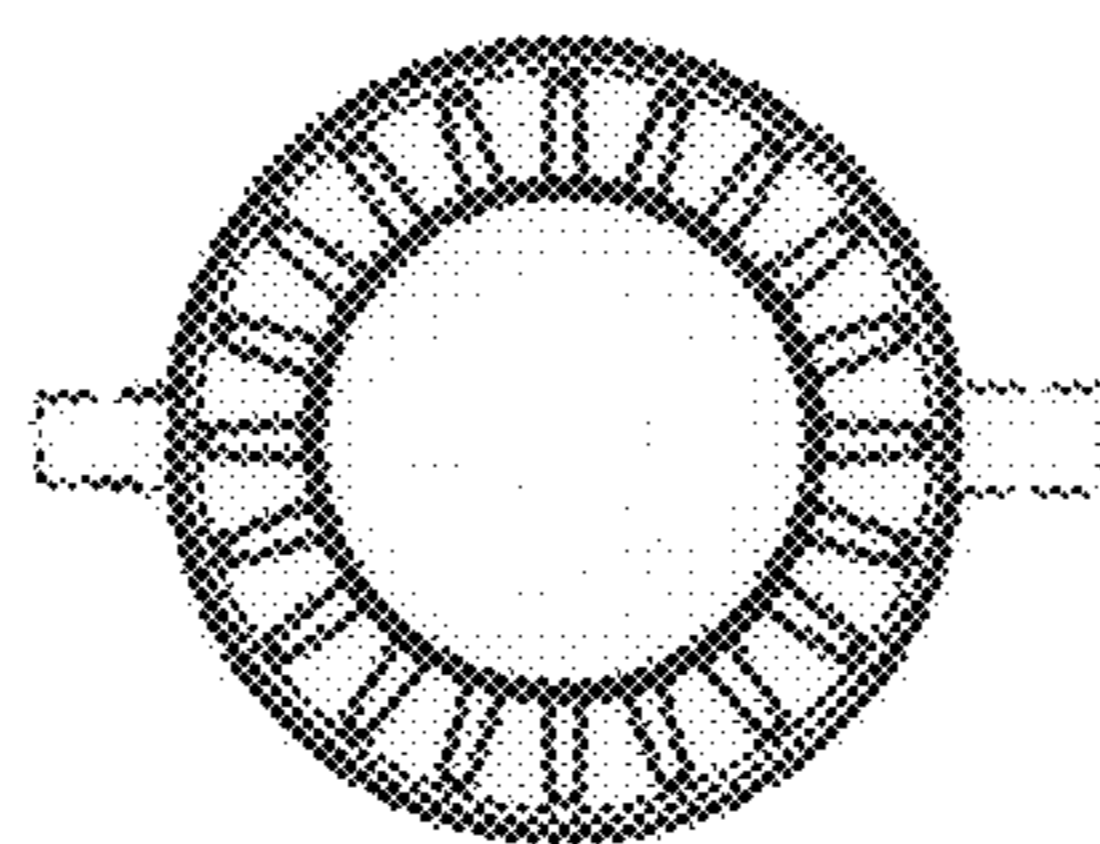


FIG. 3






FIG. 4




FIG. 5






FIG. 6




FIG. 7