



US00D781321S

(12) **United States Design Patent**
Solop et al.

(10) **Patent No.:** **US D781,321 S**

(45) **Date of Patent:** **** Mar. 14, 2017**

(54) **DISPLAY SCREEN OR PORTION THEREOF WITH GRAPHICAL USER INTERFACE**

(71) Applicant: **NET ENTERTAINMENT MALTA SERVICES LTD., Ta'Xbiex (MT)**

(72) Inventors: **Artem Solop, Balovane Village (UA); Daria Maltseva, Vyshgorod (UA); Kseniya Simonova, Kyiv (UA); Dmitry Tkachev, Alchevsk (UA)**

(73) Assignee: **NET ENTERTAINMENT MALTA SERVICES, LTD., Ta'Xbiex (MT)**

(**) Term: **14 Years**

(21) Appl. No.: **29/507,502**

(22) Filed: **Oct. 28, 2014**

(30) **Foreign Application Priority Data**

Jul. 17, 2014 (EM) 002504407-0005

(51) **LOC (10) Cl.** **14-04**

(52) **U.S. Cl.**
USPC **D14/486**

(58) **Field of Classification Search**
USPC D14/485-495
CPC G06F 3/048; G06F 3/0482
See application file for complete search history.

(56) **References Cited**

U.S. PATENT DOCUMENTS

D388,776 S *	1/1998	Zhang	D14/486
D399,197 S *	10/1998	Clark	D14/443
D418,120 S *	12/1999	Okura	D14/486
D441,762 S *	5/2001	Mugura	D14/486
D463,444 S *	9/2002	Istvan	D14/486

D527,736 S *	9/2006	McDougall	D14/485
D565,581 S *	4/2008	Gunn	D14/487
D589,522 S *	3/2009	Jewitt	D14/486
D617,332 S *	6/2010	Loken	D14/485
D659,151 S *	5/2012	Loken	D14/485
D663,784 S *	7/2012	Grant	D21/369
8,628,400 B2 *	1/2014	Aoki	G07F 17/3262 463/20
D727,342 S *	4/2015	Omiya	D14/486
D732,563 S *	6/2015	Kitch	D14/486
9,275,510 B2 *	3/2016	Anderson	G07F 17/3269
D754,698 S *	4/2016	Thov	D14/486
D756,387 S *	5/2016	Chang	D14/486
D762,229 S *	7/2016	Boketoft	D14/486
D768,157 S *	10/2016	Ball	D14/486
2003/0236116 A1 *	12/2003	Marks	G07F 17/3258 463/16

(Continued)

Primary Examiner — Kevin Rudzinski

(74) *Attorney, Agent, or Firm* — Calfee Halter & Griswold LLP

(57) **CLAIM**

The ornamental design for a display screen or portion thereof with graphical user interface, as shown and described.


DESCRIPTION

FIG. 1 is a front view of an embodiment of a display screen or portion thereof with graphical user interface of the new design;

FIG. 2 is a front view of a second embodiment thereof; and, FIG. 3 is a front view of the second embodiment with additional broken line subject matter.

The outer broken lines show a display screen or portion thereof and form no part of the claimed design. The remaining broken lines show portions of the graphical user interface and form no part of the claimed design.

1 Claim, 3 Drawing Sheets



(56)

References Cited

U.S. PATENT DOCUMENTS

2009/0270168 A1* 10/2009 Englman G07F 17/32
463/27
2010/0048284 A1* 2/2010 Jaffe G07F 17/3258
463/20
2010/0087256 A1* 4/2010 Frattinger G07F 17/32
463/42
2015/0221164 A1* 8/2015 Watkins G07F 17/3213
463/20

* cited by examiner




FIG. 1




FIG. 2




FIG. 3