



US00D781281S

(12) **United States Design Patent**
Lyles et al.

(10) **Patent No.:** **US D781,281 S**
(45) **Date of Patent:** **** Mar. 14, 2017**

(54) **INFORMATION HANDLING SYSTEM**

(71) Applicant: **Dell Products L.P.**, Round Rock, TX (US)
(72) Inventors: **Justin C. Lyles**, Austin, TX (US);
Brian Hargrove Leonard, Austin, TX (US)
(73) Assignee: **Dell Products L.P.**, Round Rock, TX (US)
(**) Term: **15 Years**

(21) Appl. No.: **29/555,885**

(22) Filed: **Feb. 25, 2016**

(51) **LOC (10) Cl.** **14-02**

(52) **U.S. Cl.**
USPC **D14/315**

(58) **Field of Classification Search**
USPC D14/315-327; D18/1, 2, 7, 11;
235/145 A, 145 R; 341/22, 23; 345/104,
345/156, 168, 169, 173; 361/679.08,
361/679.09, 679.11, 679.26, 679.27
CPC G06F 1/16; G06F 1/1616; G06F 1/1626;
G06F 1/1632; G06F 1/1613; G06F
1/1601; G06F 1/1618; G06F 1/162; G06F
1/166; G06F 1/1654; G06F 1/1681; G06F
1/1637; G06F 1/1688; H01R 35/02;
H03M 11/00; G09B 13/04; H03K 17/94;
G09G 5/00; F16M 11/10; H05K 5/00;
H05K 7/02; H04M 1/0237
See application file for complete search history.

(56) **References Cited**

U.S. PATENT DOCUMENTS

6,067,224 A * 5/2000 Nobuchi G06F 1/1688
361/679.21
D624,911 S * 10/2010 Lee D14/315
D676,041 S * 2/2013 McManigal D14/315
2011/0255727 A1 * 10/2011 Azuchi G06F 1/1616
381/333

OTHER PUBLICATIONS

Apple, Macbook (13-inch, Late 2009), Technical Specifications,
https://support.apple.com/kb/SP579?locale=en_US, printed Feb.
25, 2016.

* cited by examiner

Primary Examiner — Freda S Nunn

(74) *Attorney, Agent, or Firm* — Terrile, Cannatti,
Chambers & Holland, LLP; Stephen A. Terrile

(57) **CLAIM**


The ornamental design for an information handling system,
as shown and described.

DESCRIPTION

FIG. 1 is a front perspective view of the information
handling system in a closed position comprising the present
invention;
FIG. 2 is a front view thereof in a closed position;
FIG. 3 is a rear view thereof in a closed position;
FIG. 4 is a right side view thereof in a closed position;
FIG. 5 is a left side view thereof in a closed position;
FIG. 6 is a top view thereof;
FIG. 7 is a bottom view thereof; and,
FIG. 8 is a front perspective view thereof in an open
position.

Broken lines shown in the drawings illustrate portions of the
information handling system, and form no part of the
claimed design.

1 Claim, 5 Drawing Sheets



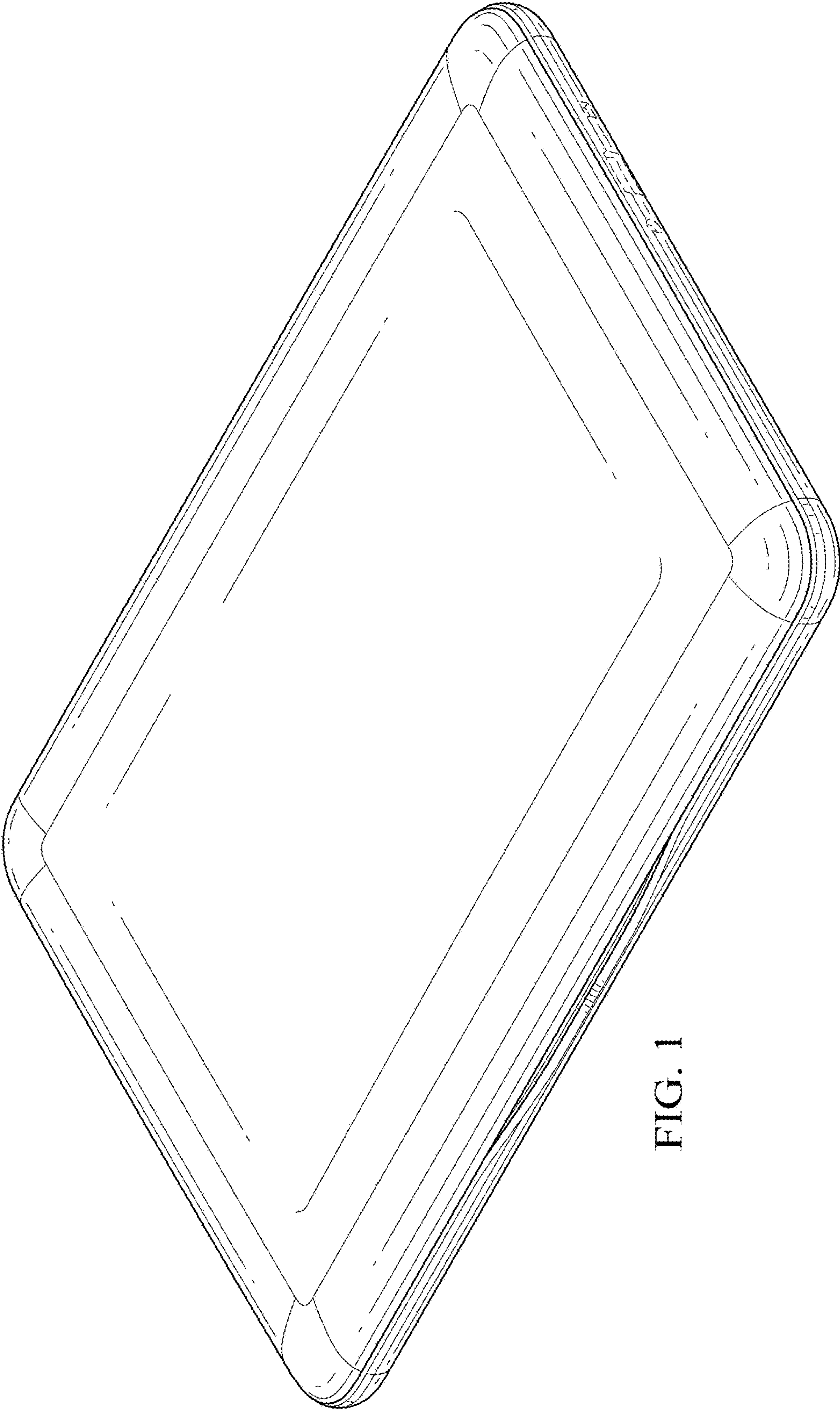


FIG. 1




FIG. 2




FIG. 3




FIG. 4




FIG. 5




FIG. 6

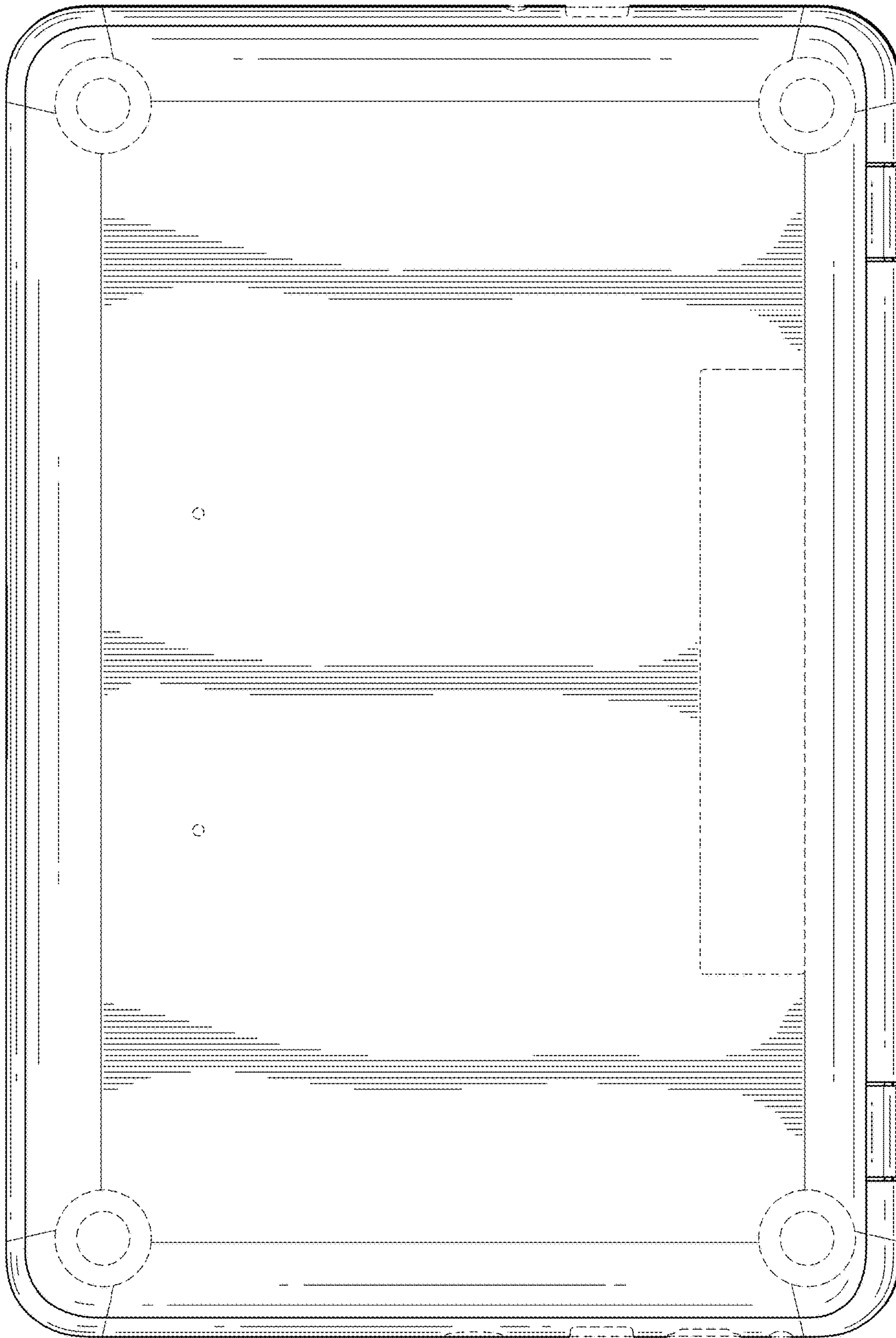


FIG. 7

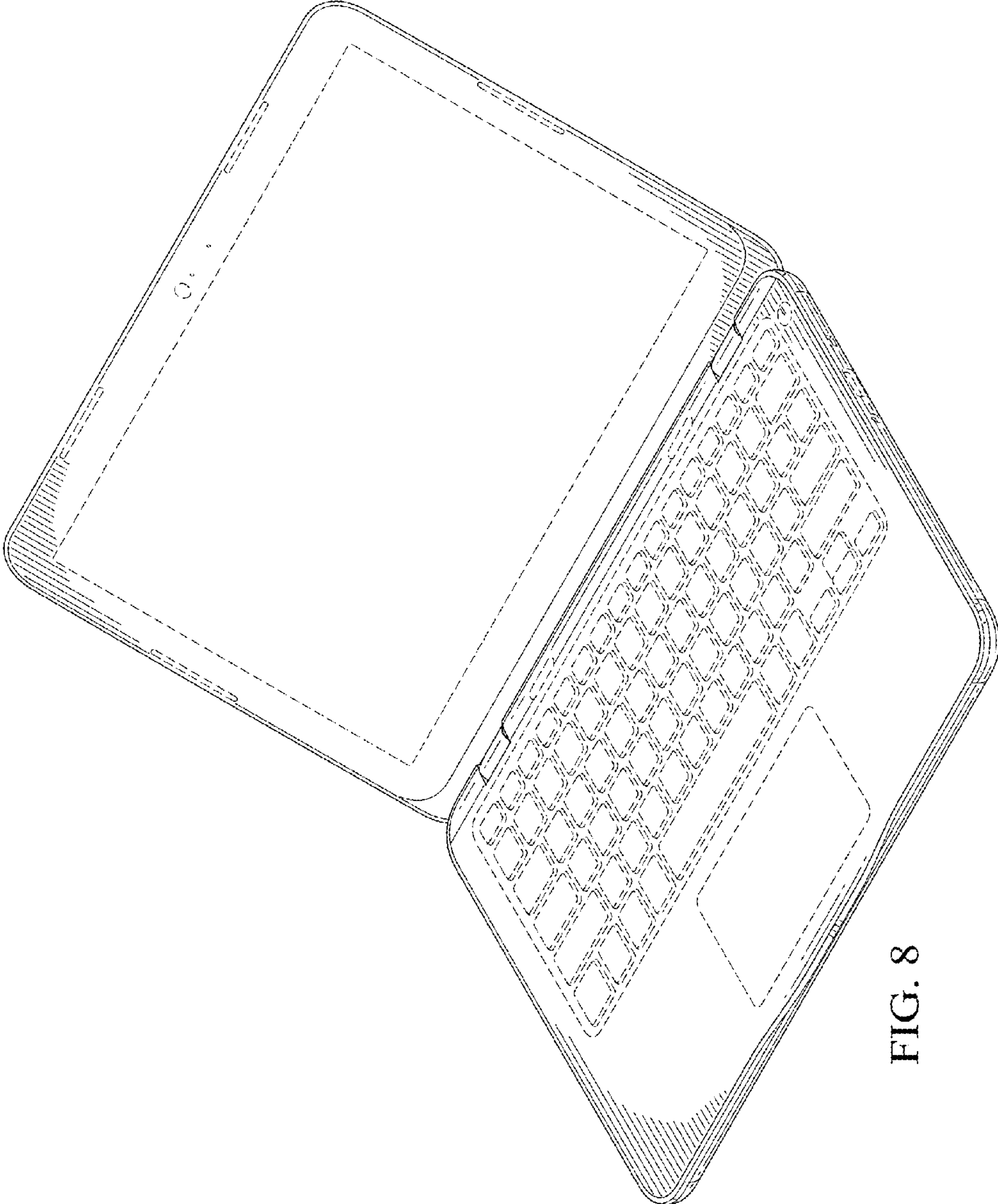


FIG. 8