



US00D781277S

(12) **United States Design Patent** (10) **Patent No.:** **US D781,277 S**
Cameron (45) **Date of Patent:** **** Mar. 14, 2017**

(54) **MOBILE PHONE CASE**

(71) Applicant: **TJ Cameron**, Brandon, SD (US)

(72) Inventor: **TJ Cameron**, Brandon, SD (US)

(**) Term: **14 Years**

(21) Appl. No.: **29/515,833**

(22) Filed: **Jan. 27, 2015**

(51) **LOC (10) Cl.** **14-03**

(52) **U.S. Cl.**
USPC **D14/250**

(58) **Field of Classification Search**

USPC D14/143, 189, 203.2–203.8, 217, 240,
D14/248, 250–253, 440, 447, 496;
D13/103, 107, 108, 119; D3/201, 218,
D3/247, 269, 271.5, 273, 302, 303
CPC A45C 1/06; A45C 11/00; A45C 13/02;
A45C 2011/002; A45F 2005/026; A45F
2200/0516; H04B 1/3888; H04M 1/0283;
H04M 1/0202

See application file for complete search history.

(56) **References Cited**

U.S. PATENT DOCUMENTS

D653,202 S 1/2012 Hasbrook et al.
D659,094 S 5/2012 Brand et al.
D666,144 S 8/2012 Brand et al.

(Continued)

FOREIGN PATENT DOCUMENTS

CN 202407553 U 9/2012
CN 202419070 U 9/2012
CN 202424276 U 9/2012
CN 202424278 U 9/2012
CN 202424279 U 9/2012
CN 202424807 U 9/2012
CN 102777487 A 11/2012

(Continued)

OTHER PUBLICATIONS

“Taylor Swift phone case and sound amplifier.”, accessed at: <https://poshmark.com/listing/51c88ff352ab065b480197a0> , accessed on Mar. 11, 2015.

Primary Examiner — Karen Kearney
Assistant Examiner — Amy Wierenga

(74) *Attorney, Agent, or Firm* — Dorsey & Whitney LLP

(57) **CLAIM**

The ornamental design for a mobile phone case, as shown and described.

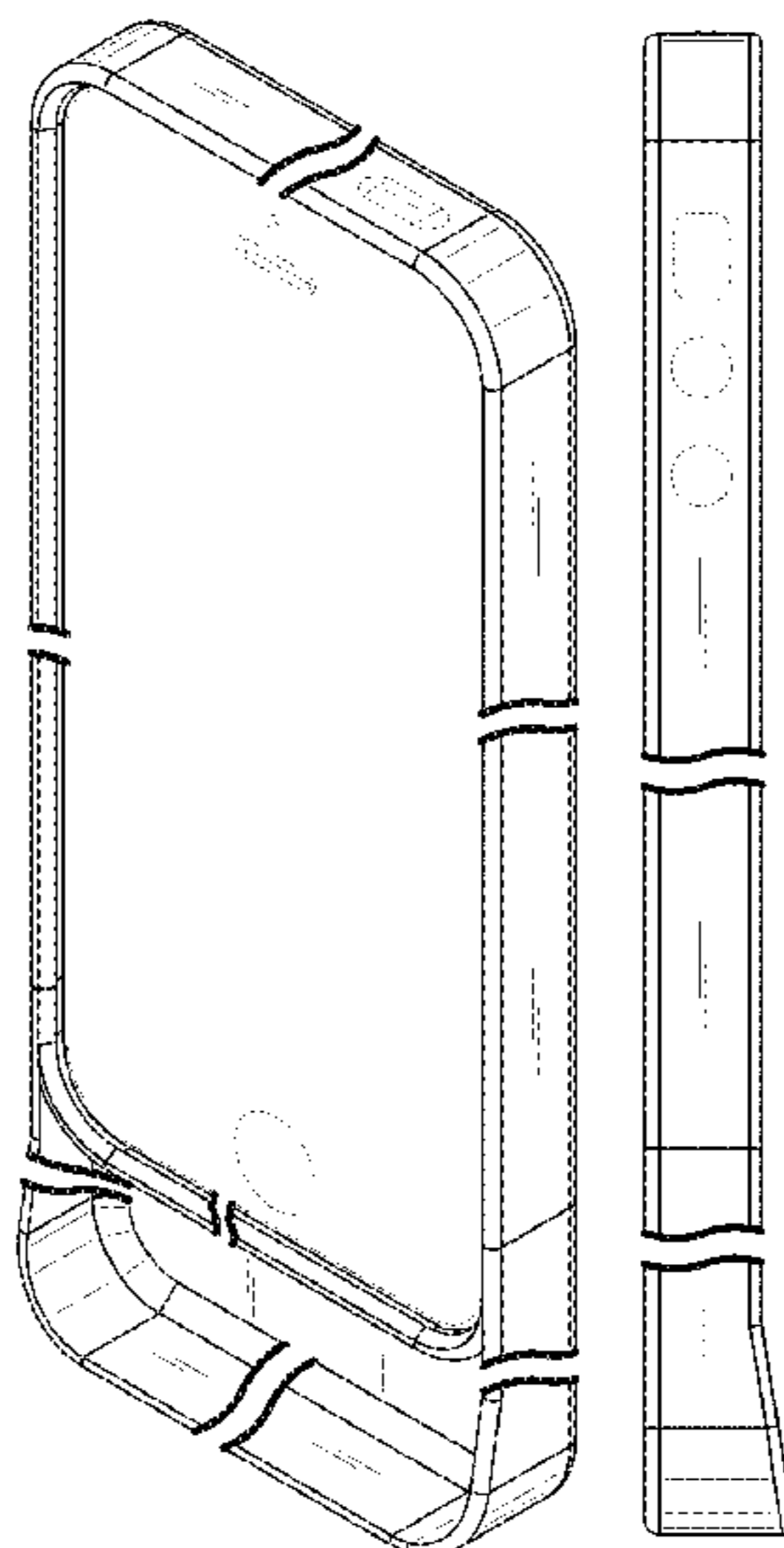
DESCRIPTION

FIG. 1 is a perspective view of a mobile phone case, shown in use with a mobile device inserted;
FIG. 2 is a perspective view of the mobile phone case in FIG. 1, shown in use with a mobile device inserted;
FIG. 3 is a front view of the mobile phone case in FIG. 1;
FIG. 4 is a bottom end view of the mobile phone case in FIG. 1;
FIG. 5 is a top end view of the mobile phone case in FIG. 1, opposite the bottom end view of FIG. 4;
FIG. 6 is a rear view of the mobile phone case in FIG. 1, opposite the front view of FIG. 3;
FIG. 7 is a right side view of the mobile phone case in FIG. 1;
FIG. 8 is a left side view of the mobile phone case in FIG. 1, opposite the right side view of FIG. 7; and,
FIG. 9 is a perspective view of a mobile phone case, shown without symbolic breaks for ease of illustration and in use with a mobile device inserted.

Any broken lines in the drawings show environmental structure and form no part of the claimed design.

The mobile phone case is shown with symbolic breaks in its length in FIGS. 1-8. The appearance of any portion of the article between the break lines forms no part of the claimed design.

1 Claim, 7 Drawing Sheets



(56)

References Cited

2016/0051021 A1* 2/2016 Onda A45C 11/00
224/191

U.S. PATENT DOCUMENTS

D670,703 S 11/2012 Hasbrook et al.
D671,493 S 11/2012 Hasbrook et al.
D674,789 S * 1/2013 Wen D14/250
D675,625 S 2/2013 Hasbrook et al.
D676,432 S 2/2013 Hasbrook et al.
8,367,235 B2 2/2013 Huang
8,457,701 B2 * 6/2013 Diebel H04B 1/3888
206/701
8,777,003 B2 * 7/2014 Hong A45C 11/00
206/320
D717,781 S * 11/2014 Kim D14/250
D724,572 S * 3/2015 Wildner D14/250
8,971,039 B2 3/2015 Huang et al.
9,008,736 B2 * 4/2015 Hu G06F 1/1628
455/575.1
9,026,187 B2 * 5/2015 Huang H05K 5/0086
455/41.1
D740,267 S * 10/2015 Diebel D14/250
2002/0009195 A1 1/2002 Schon
2011/0170725 A1 7/2011 Liu
2013/0079066 A1 3/2013 Chan
2013/0259273 A1 * 10/2013 Chin H04R 25/00
381/189

FOREIGN PATENT DOCUMENTS

CN 202635909 U 1/2013
CN 202635910 U 1/2013
CN 202635911 U 1/2013
CN 202636015 u 1/2013
CN 202647093 U 1/2013
CN 202647094 U 1/2013
CN 202647101 U 1/2013
CN 202647104 U 1/2013
CN 202647111 U 1/2013
CN 202649874 U 1/2013
CN 202649875 U 1/2013
CN 202651825 U 1/2013
CN 202652281 U 1/2013
CN 202652282 U 1/2013
CN 202652304 U 1/2013
CN 202652305 U 1/2013
CN 202800463 U 3/2013
CN 202800547 U 3/2013
CN 202811809 U 3/2013
CN 202818399 U 3/2013

* cited by examiner

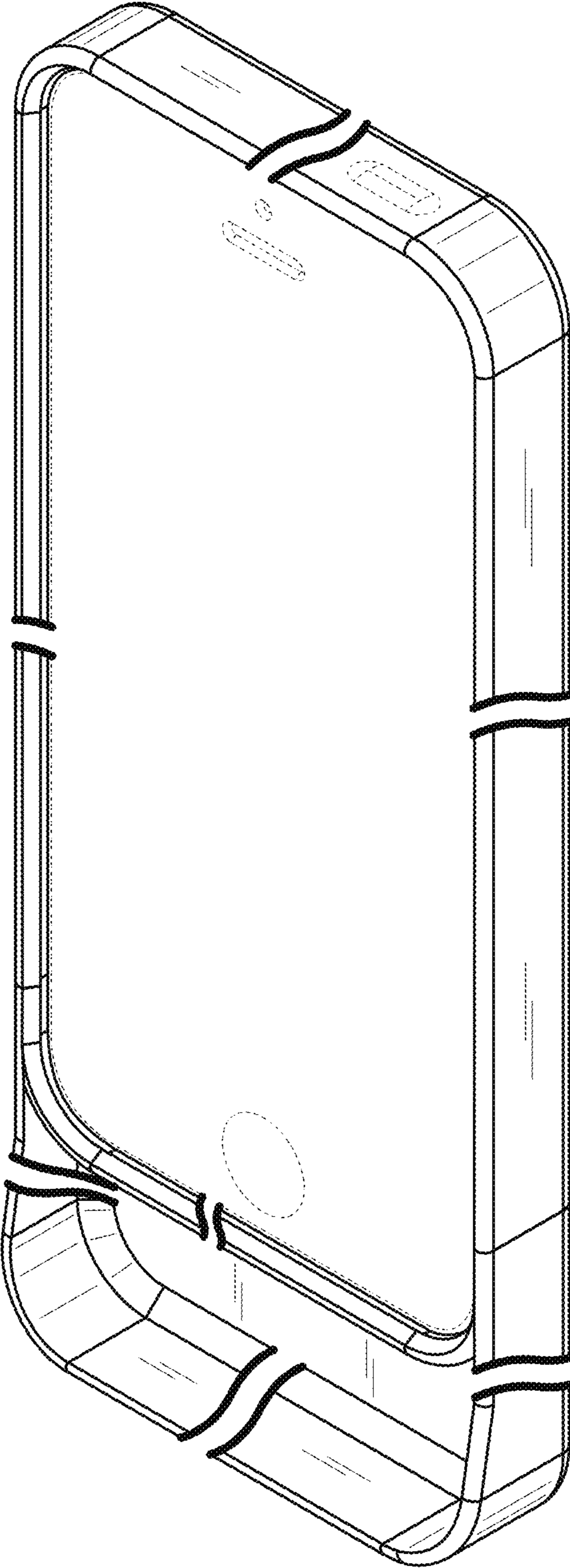


Fig. 1

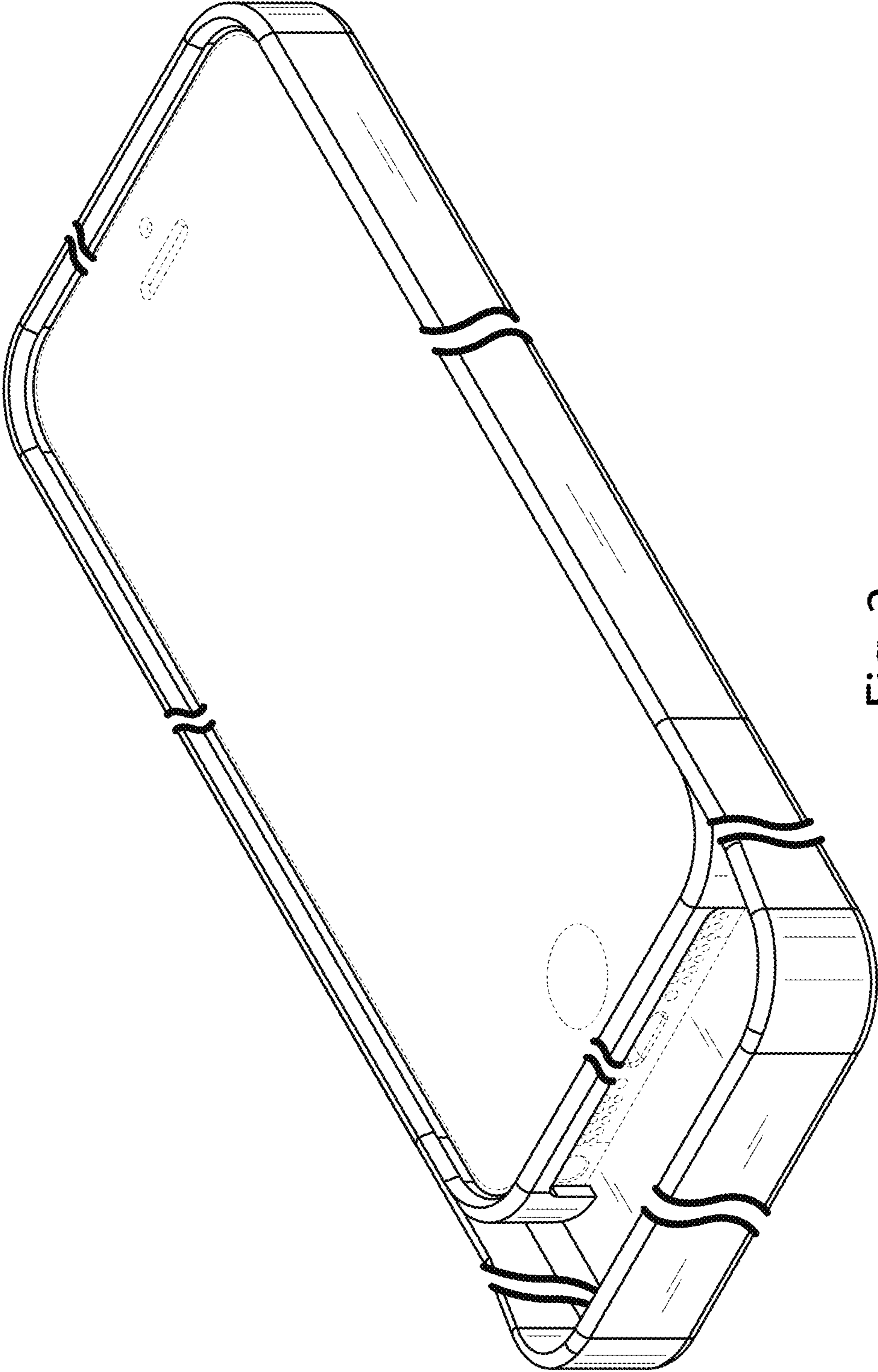


Fig. 2

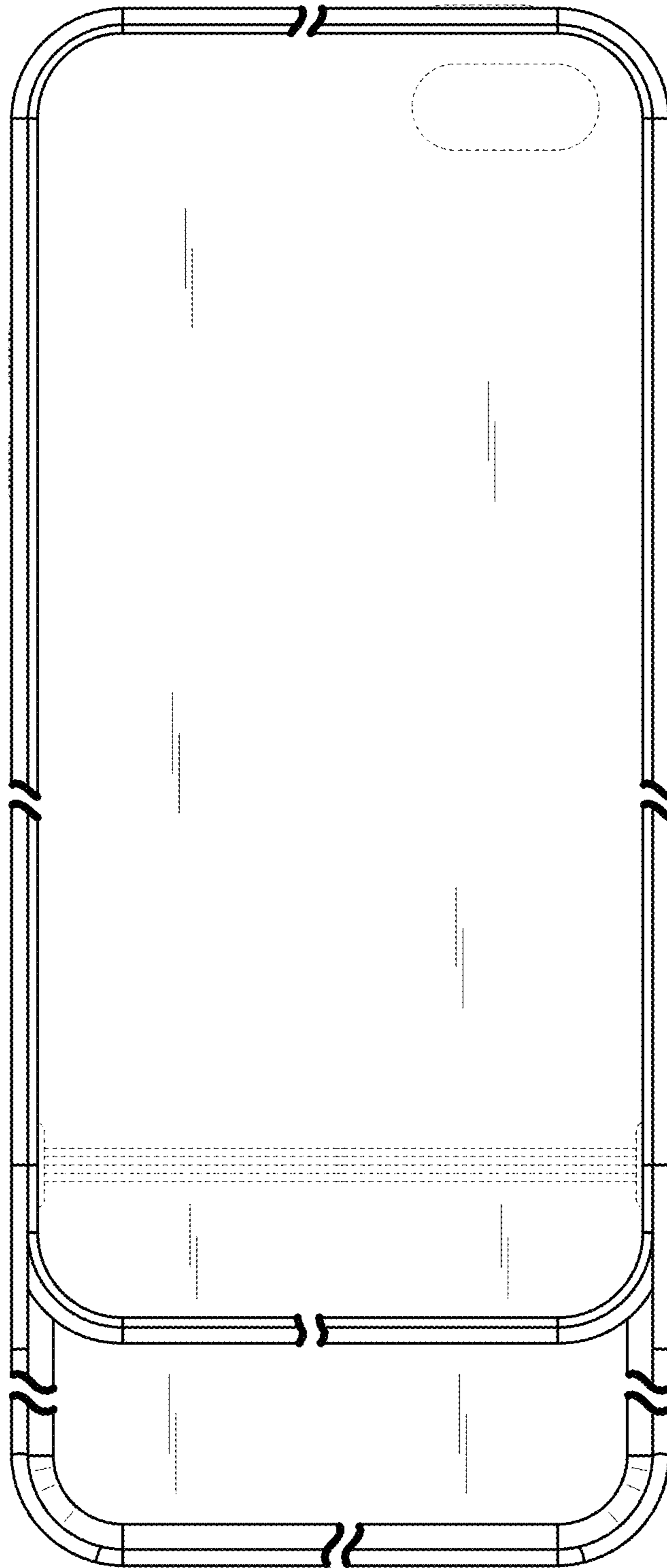


Fig. 3

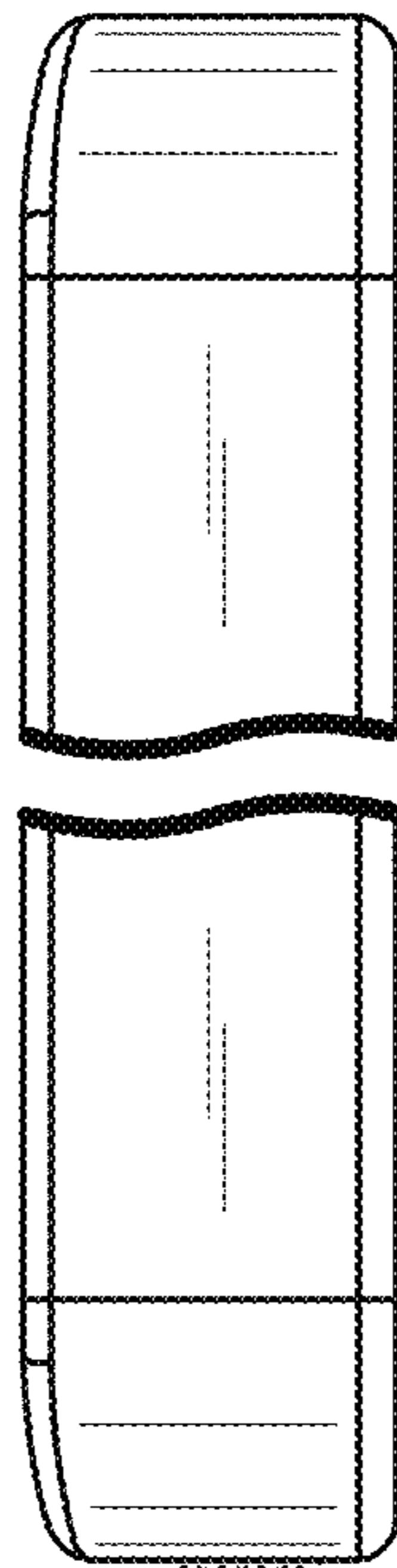


Fig. 4

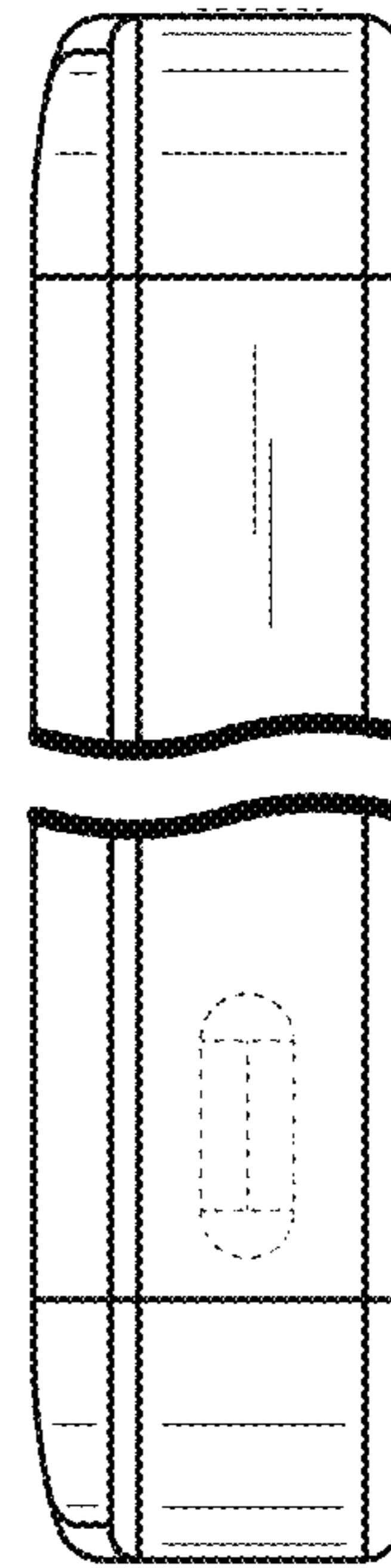


Fig. 5

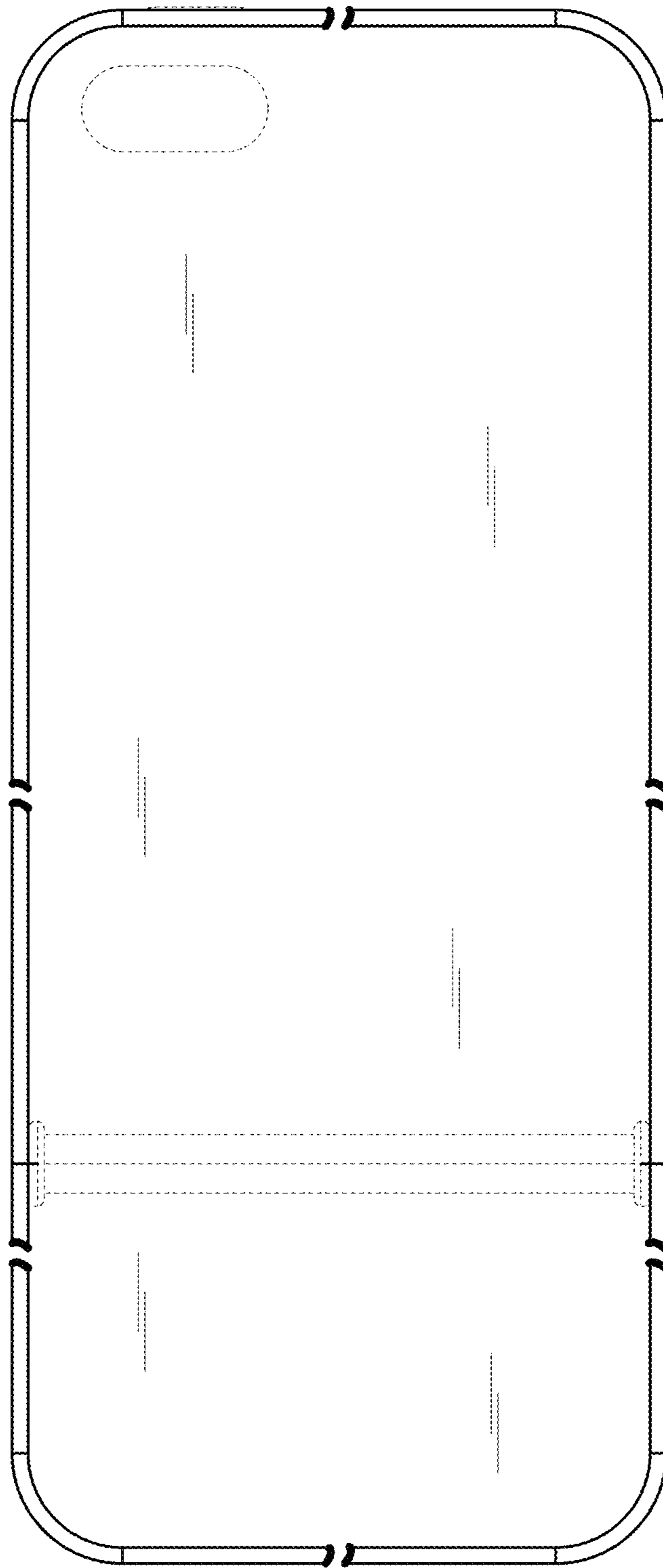


Fig. 6

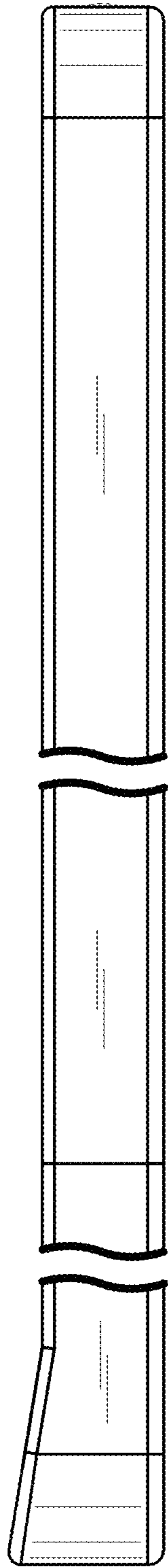


Fig. 7

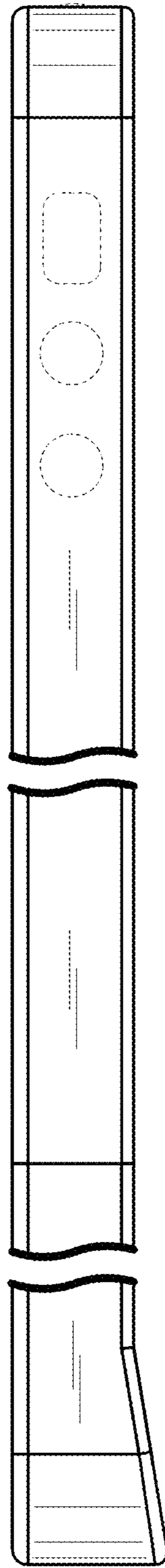


Fig. 8

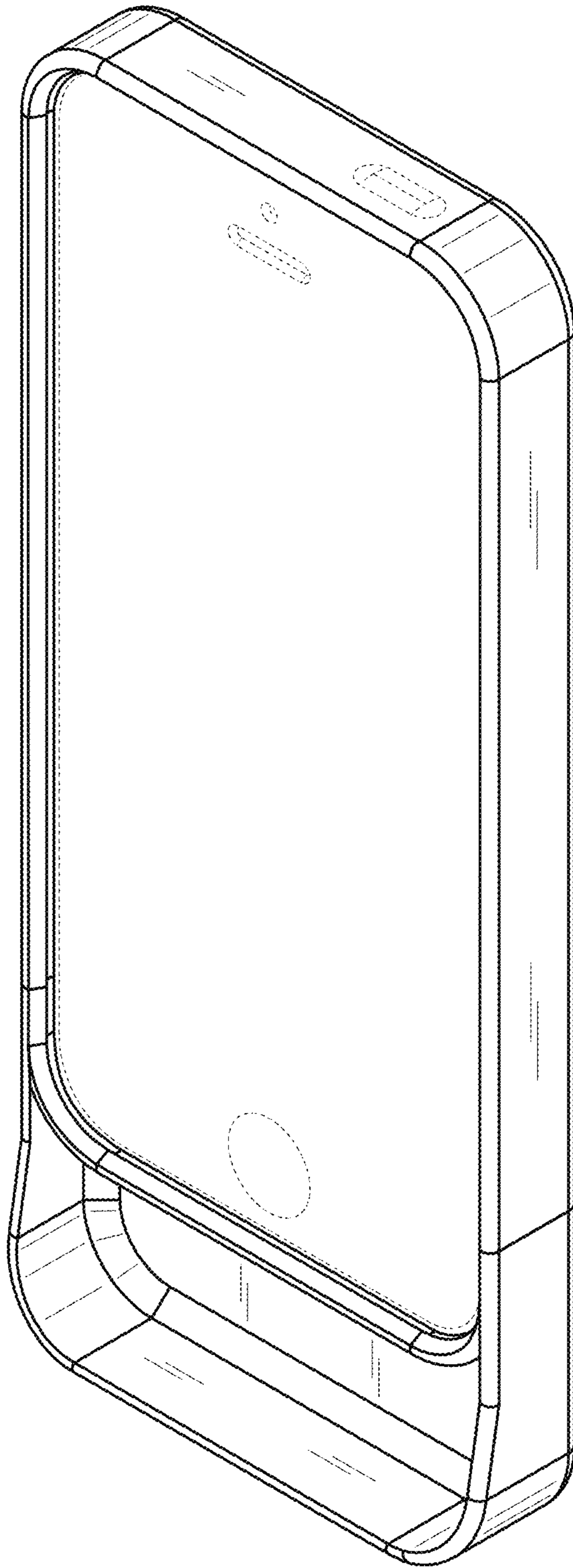


Fig. 9