



US00D781268S

(12) **United States Design Patent**  
**Magi**

(10) **Patent No.:** **US D781,268 S**  
(45) **Date of Patent:** **\*\* Mar. 14, 2017**

(54) **EARPIECE DEVICE**

(71) Applicant: **Intel Corporation**, Santa Clara, CA (US)

(72) Inventor: **Aleksander Magi**, Aloha, OR (US)

(73) Assignee: **Intel Corporation**, Santa Clara, CA (US)

(\*\*) Term: **15 Years**

(21) Appl. No.: **29/505,642**

(22) Filed: **Dec. 24, 2015**

(51) **LOC (10) Cl.** ..... **14-01**

(52) **U.S. Cl.**

USPC ..... **D14/223**; D14/225

(58) **Field of Classification Search**

USPC ..... D14/223, 205, 192, 240, 253, 225, 226, D14/228; D24/174; 181/129, 130, 135; 379/430, 431; 381/380, 381, 356, 174, 381/369, 371, 374, 376, 379, 382, 384, 381/328, 329, 386; 455/90.3, 575.1

CPC ..... H04R 25/00; H04R 1/10; H04M 1/00

See application file for complete search history.

(56) **References Cited**

**U.S. PATENT DOCUMENTS**

- 1,824,427 A \* 9/1931 Fensky ..... A61F 11/008  
181/130
- 2,579,162 A \* 12/1951 Veneklasen ..... H04R 19/04  
330/160
- 2,641,327 A \* 6/1953 Balmer ..... H04R 1/105  
181/129
- D173,367 S \* 11/1954 McVay ..... D14/228

(Continued)

*Primary Examiner* — Paula Greene

(74) *Attorney, Agent, or Firm* — Patent Capital Group

(57) **CLAIM**

The ornamental design for an earpiece device, as shown and described.

**DESCRIPTION**

FIG. 1 is a perspective view illustrating a design for an earpiece device shown in an extended configuration according to one embodiment;

FIG. 2 is a front view thereof;

FIG. 3 is a back view thereof;

FIG. 4 is a side view thereof;

FIG. 5 is another side view thereof;

FIG. 6 is a top view thereof;

FIG. 7 is a bottom view thereof;

FIG. 8 is a view illustrating an environment of the earpiece device of FIGS. 1-7 coupled to an electronic computing device;

FIG. 9 is a perspective view illustrating a design for the earpiece device shown in a bent configuration;

FIG. 10 is a front view thereof;

FIG. 11 is a back view thereof;

FIG. 12 is a side view thereof;

FIG. 13 is another side view thereof;

FIG. 14 is a top view thereof;

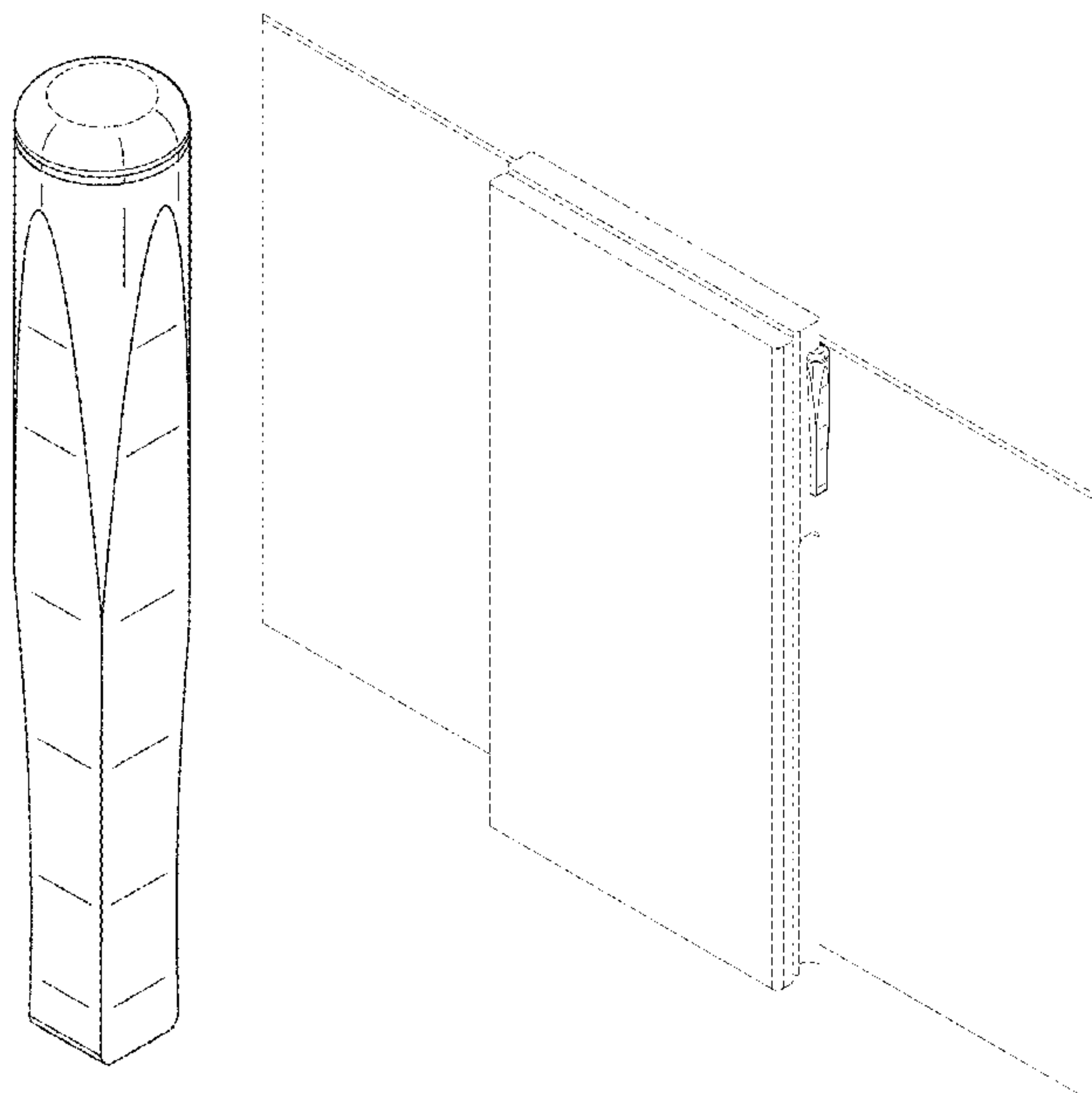
FIG. 15 is a bottom view thereof;

FIG. 16 is a view illustrating an environment of the earpiece device of FIGS. 9-16 positioned within an ear of a user; and,

FIG. 17 is a side view of the earpiece device in another bent configuration.

The broken lines and the unshaded regions bounded by broken lines of the preceding FIGURES illustrate boundaries for the FIGURES; however, the broken lines and the unshaded regions bounded by broken lines form no part of the claimed design. Non-oblique line shading is meant to show contour and not surface ornamentation.

**1 Claim, 9 Drawing Sheets**



(56)

References Cited

U.S. PATENT DOCUMENTS

2,719,523	A *	10/1955	Von Gierke	.....	A61F 11/10	128/864
D179,150	S *	11/1956	Norris	.....	D14/192	
D182,820	S *	5/1958	Kamp	.....	D14/225	
D185,740	S *	7/1959	Criswell	.....	D24/174	
2,910,539	A *	10/1959	Hartsfield	.....	H04R 19/04	181/158
3,459,902	A *	8/1969	Warning	.....	H04R 1/08	181/158
3,548,118	A *	12/1970	Hutchings	.....	H04M 1/05	379/430
D220,108	S *	3/1971	Van de Poel	.....	D14/228	
D236,213	S *	8/1975	Paterson	.....	D14/253	
D251,234	S *	3/1979	Hakansson	.....	D10/46	
D259,279	S *	5/1981	Takeda	.....	D24/106	
D278,625	S *	4/1985	Mathiasen	.....	D14/228	
4,617,431	A *	10/1986	Scott	.....	H04M 1/05	181/20
4,720,857	A *	1/1988	Burriss	.....	H04M 1/05	379/430
D296,435	S *	6/1988	Kubota	.....	D14/228	
4,791,673	A *	12/1988	Schreiber	.....	H04R 1/1075	381/151
D299,335	S *	1/1989	Wiegel	.....	D14/205	
D309,305	S *	7/1990	von Hall	.....	D14/225	
D326,268	S *	5/1992	Le Tixerant	.....	D14/251	
5,190,317	A *	3/1993	Zoland	.....	B42D 3/12	281/30
5,412,736	A *	5/1995	Keliiliki	.....	H04R 1/105	381/330
D366,045	S *	1/1996	Hirschhorn	.....	D14/209	
D385,885	S *	11/1997	Liao	.....	D14/227	
D421,755	S *	3/2000	Pitel	.....	D14/223	
D449,039	S *	10/2001	Weikel	.....	D14/227	
6,418,229	B1 *	7/2002	Staat	.....	H04R 1/326	181/158
D468,301	S *	1/2003	Fushimi	.....	D14/223	
D474,178	S *	5/2003	Eroma	.....	D14/205	
D479,226	S *	9/2003	Beauregard, Jr.	.....	D14/223	
D479,227	S *	9/2003	Marshall	.....	D14/228	
D504,419	S *	4/2005	Bey	.....	D14/223	
D506,462	S *	6/2005	Han	.....	D14/205	
D512,984	S *	12/2005	Ham	.....	D14/205	
7,050,597	B2 *	5/2006	Akino	.....	H04R 1/38	381/174
D541,787	S *	5/2007	Ma	.....	D14/205	
D557,255	S *	12/2007	Shintani	.....	D14/206	
D586,333	S *	2/2009	Tkachuk	.....	D14/223	
D586,778	S *	2/2009	Yang	.....	D14/205	
D593,077	S *	5/2009	Williams	.....	D14/223	
D603,844	S *	11/2009	Blanchard	.....	D14/205	
D629,397	S *	12/2010	Hensen	.....	D14/223	
D630,621	S *	1/2011	Pedersen	.....	D14/223	
D644,625	S *	9/2011	Iseki	.....	D14/206	
D681,014	S *	4/2013	Ham	.....	D14/206	
D691,113	S *	10/2013	Gougherty	.....	D14/206	
D762,623	S *	8/2016	Gondo	.....	D14/223	

\* cited by examiner

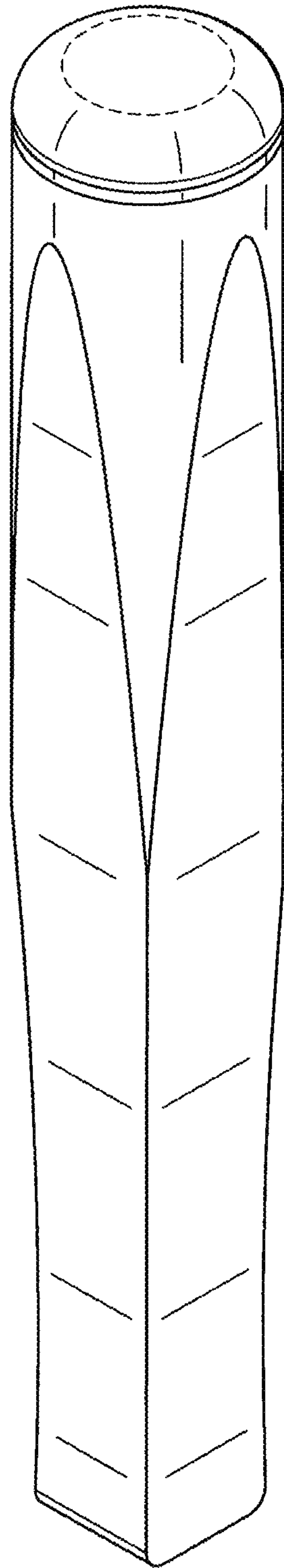


FIG. 1

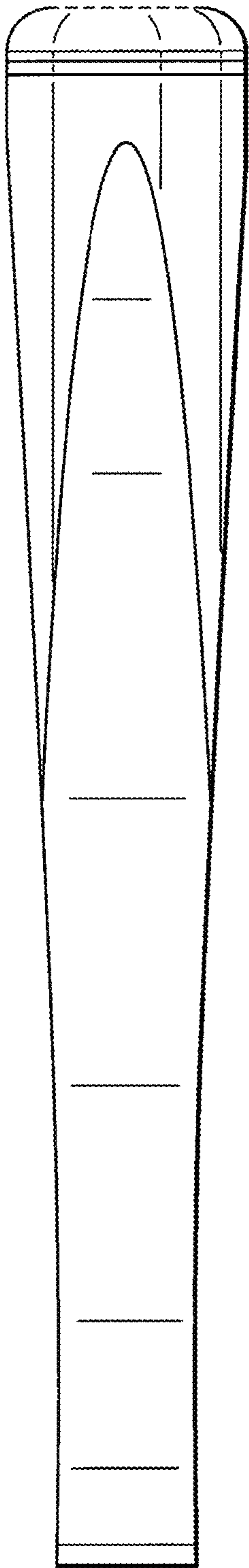


FIG. 2

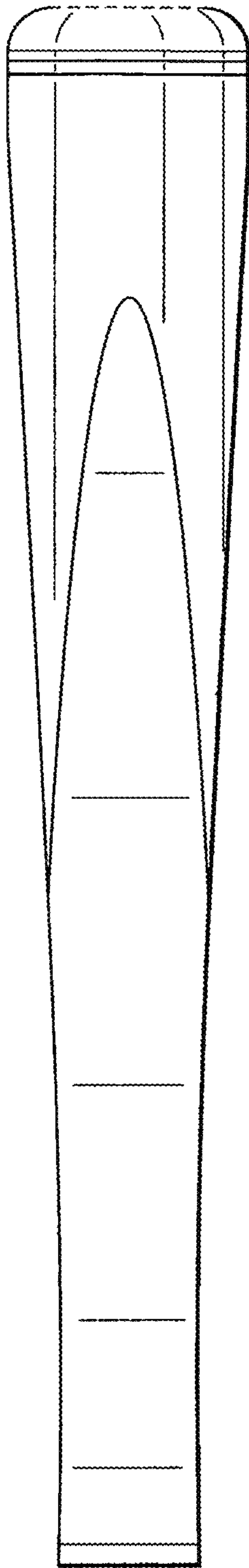


FIG. 3

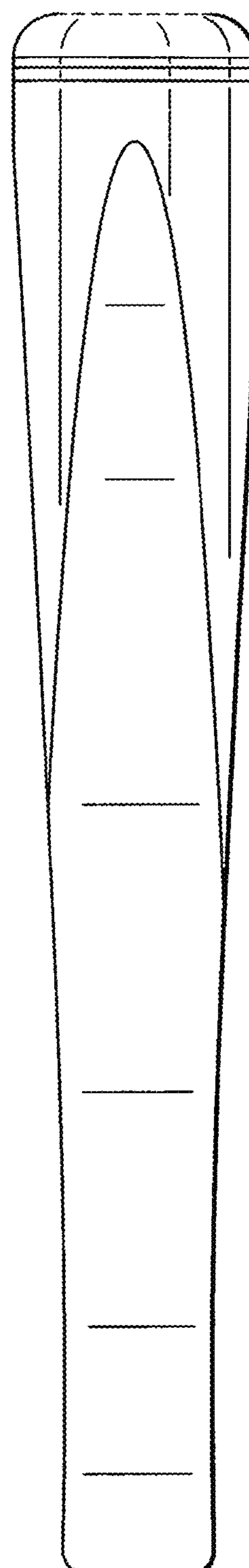


FIG. 4



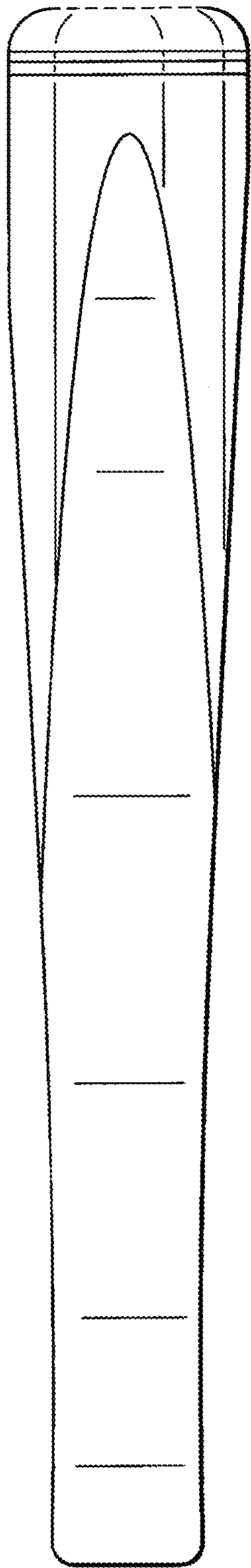


FIG. 5

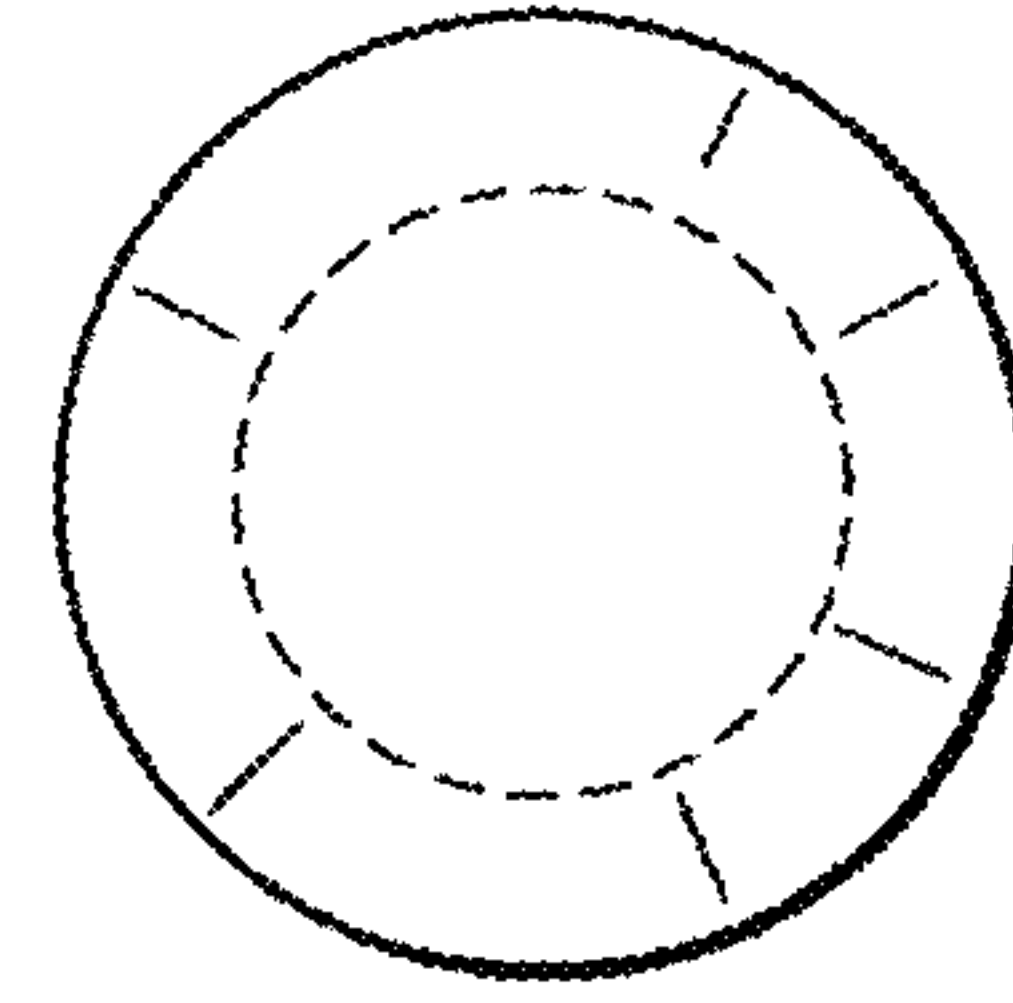


FIG. 6

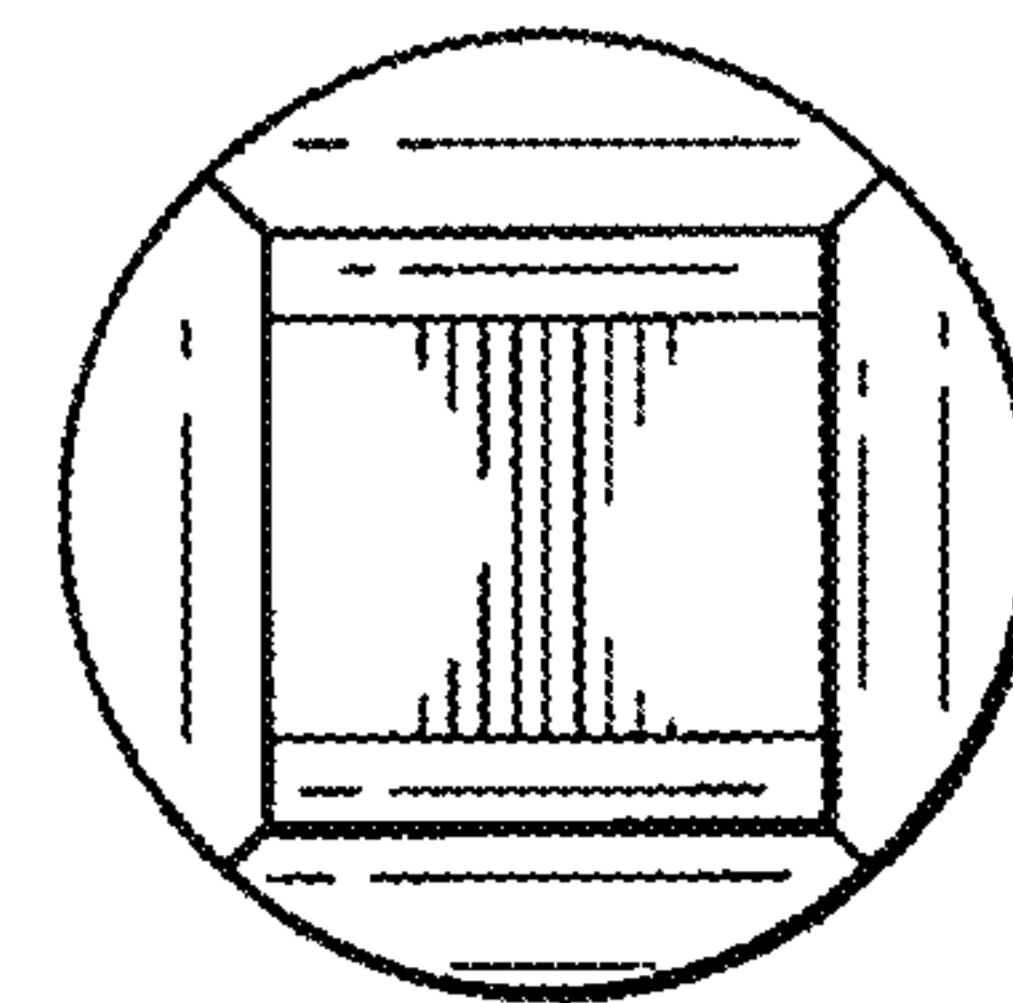


FIG. 7

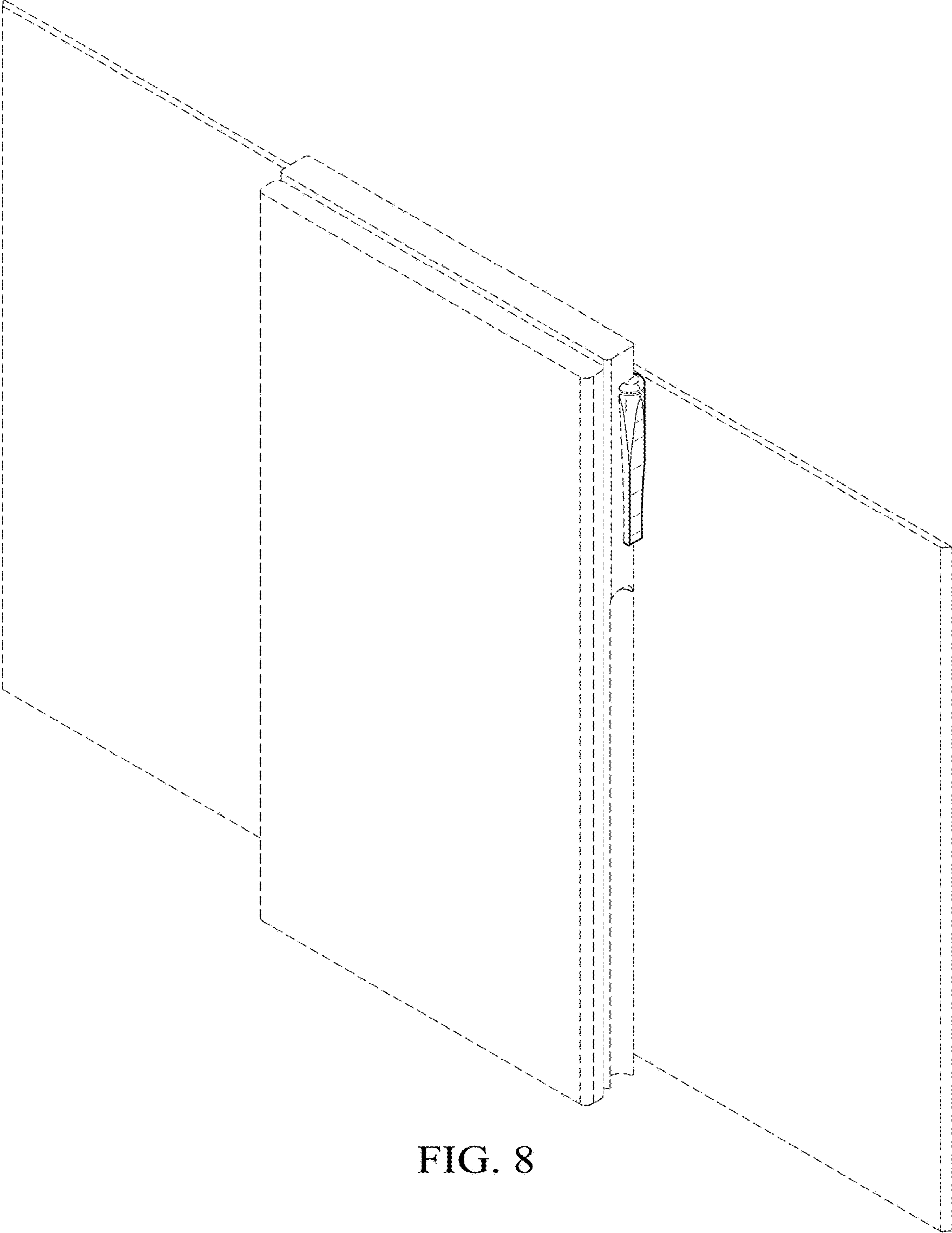


FIG. 8

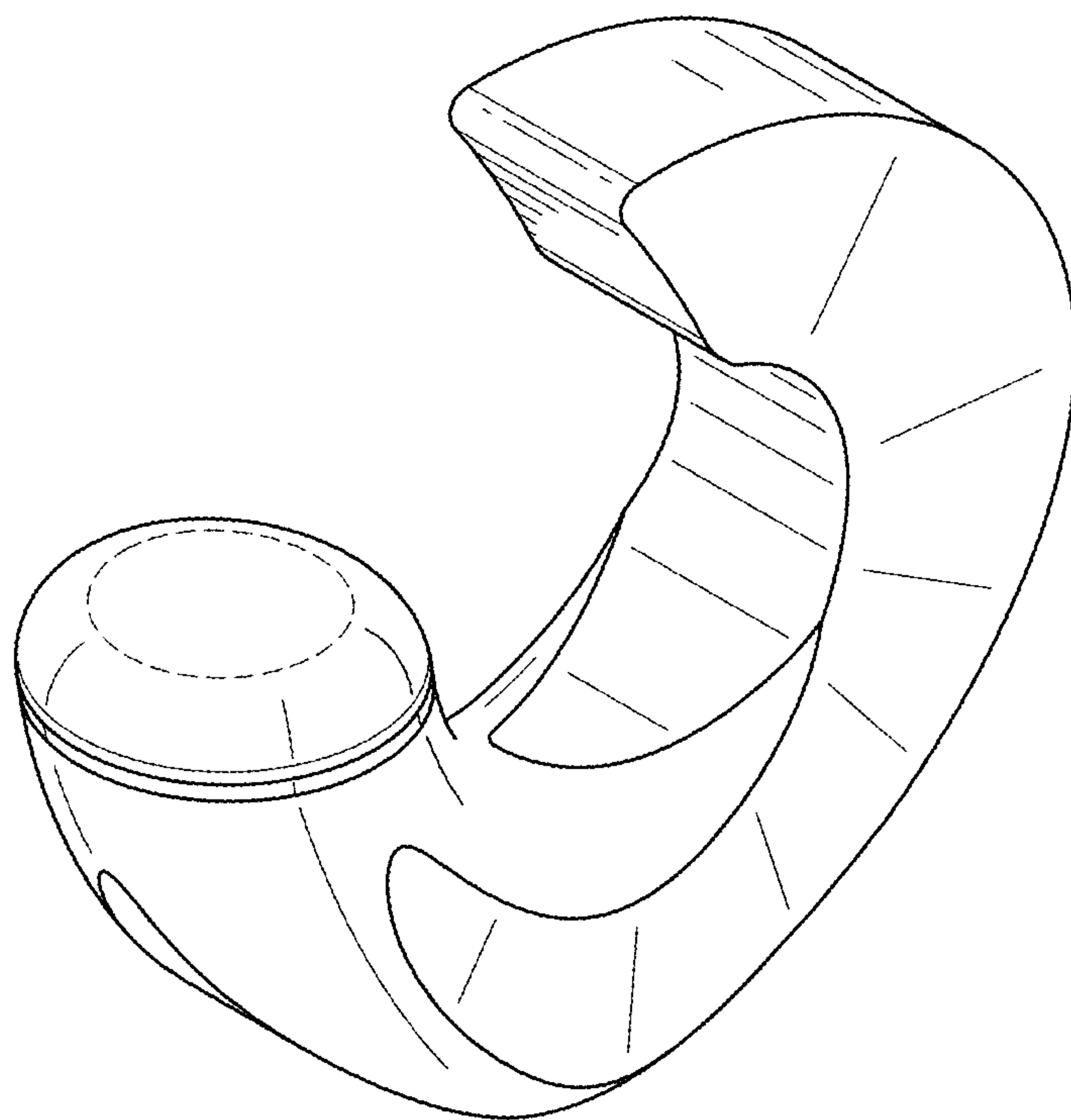


FIG. 9

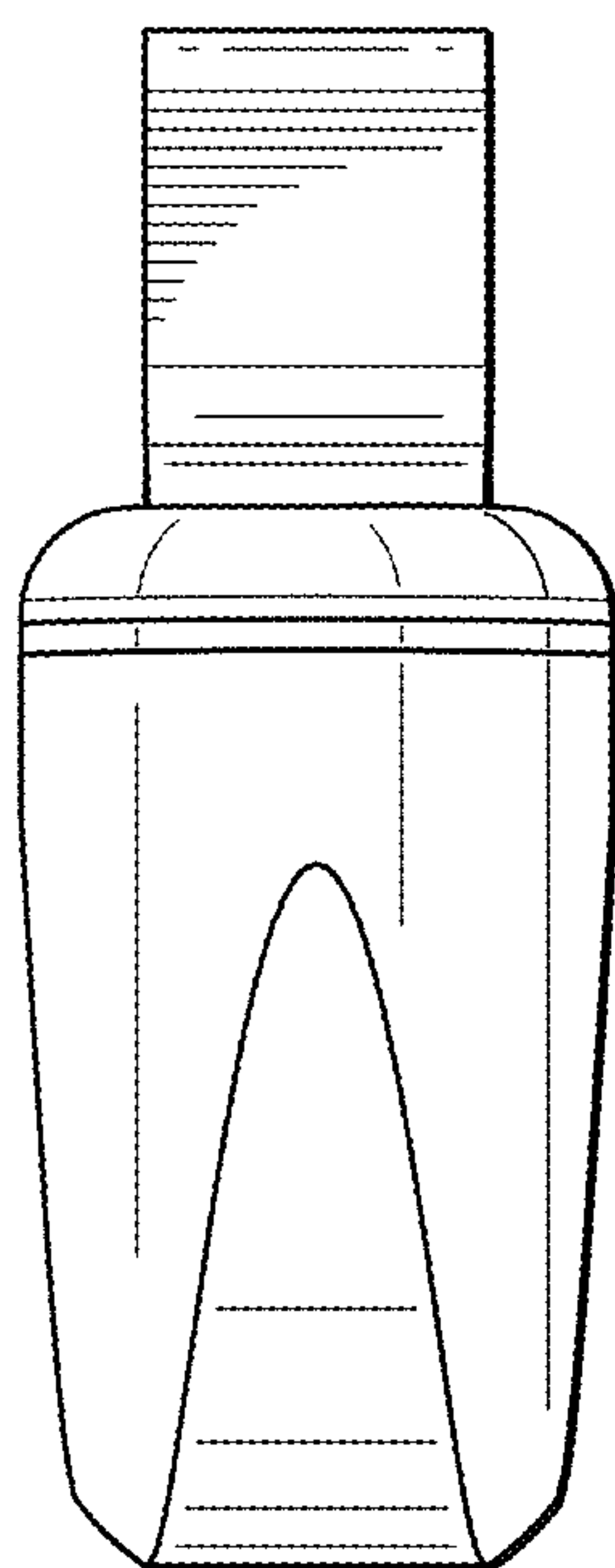


FIG. 10

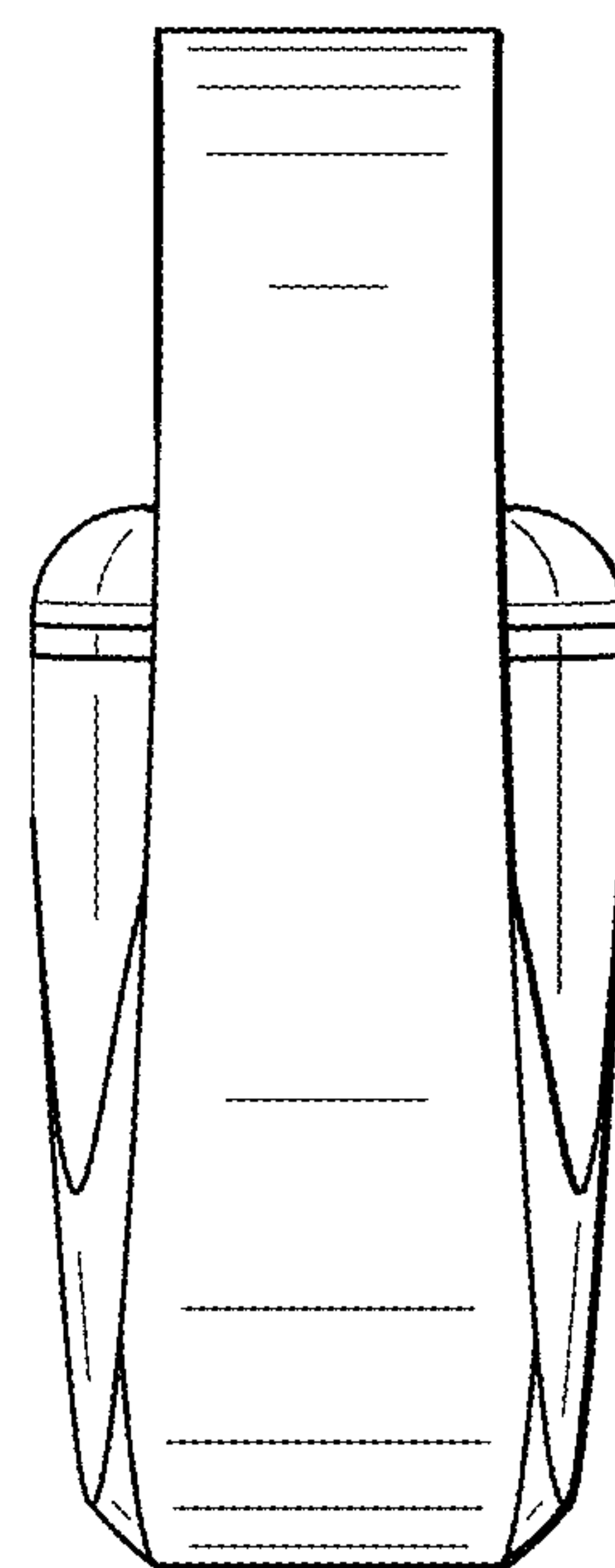


FIG. 11

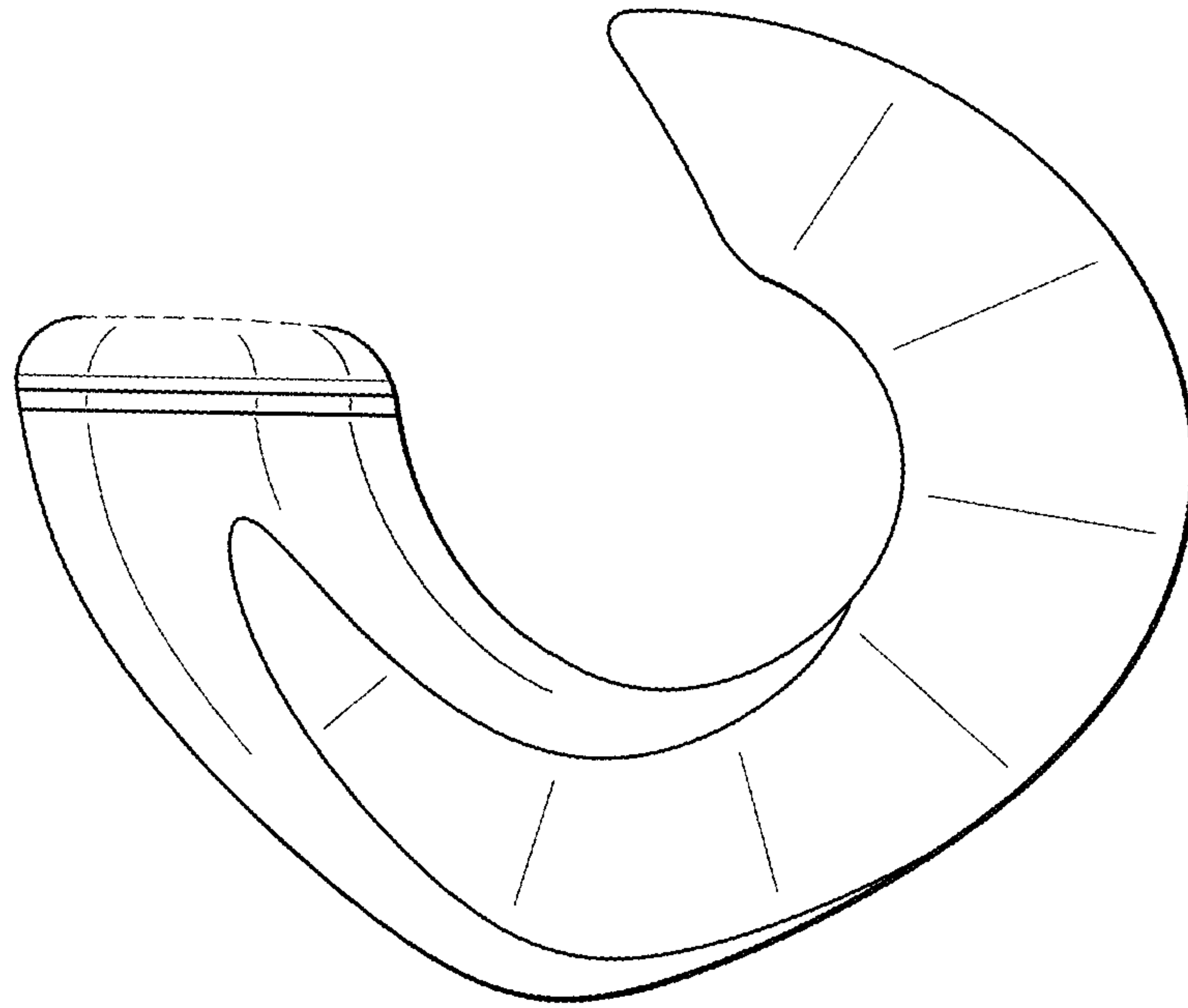


FIG. 12

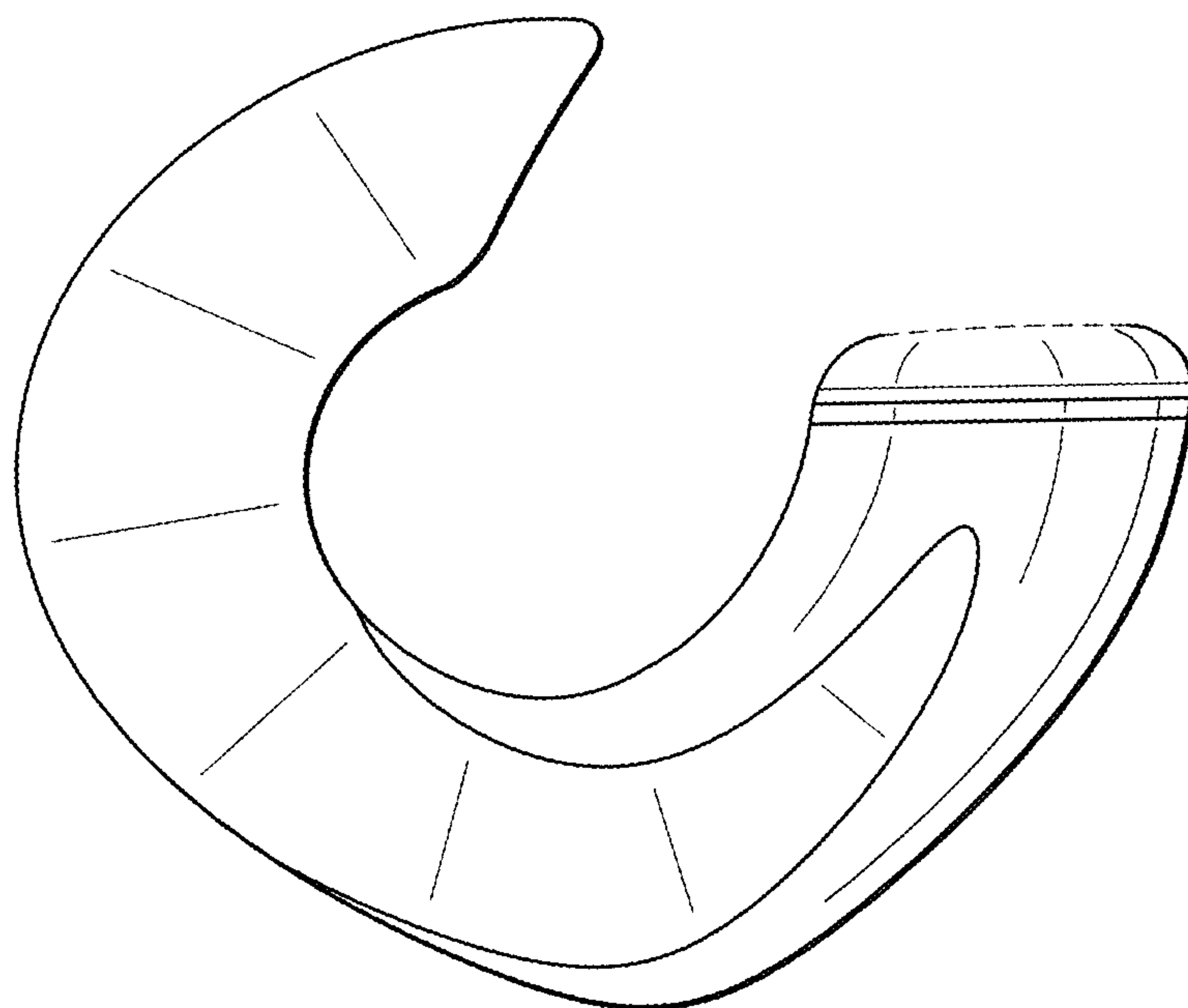


FIG. 13



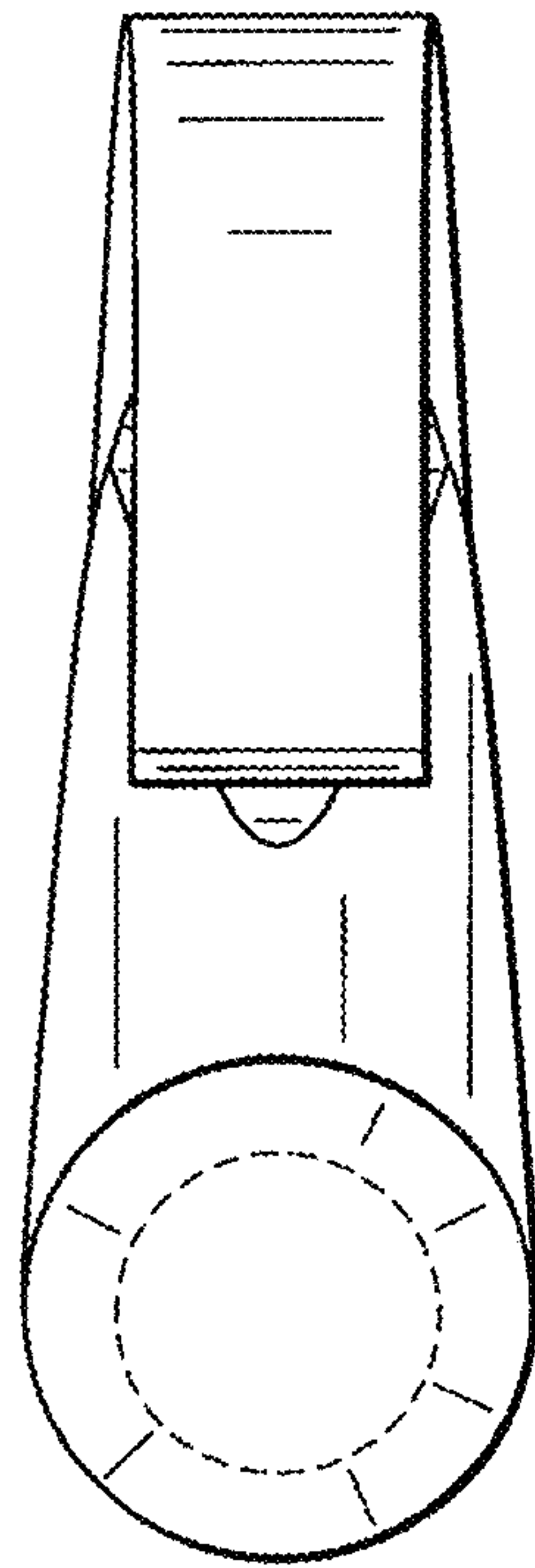


FIG. 14

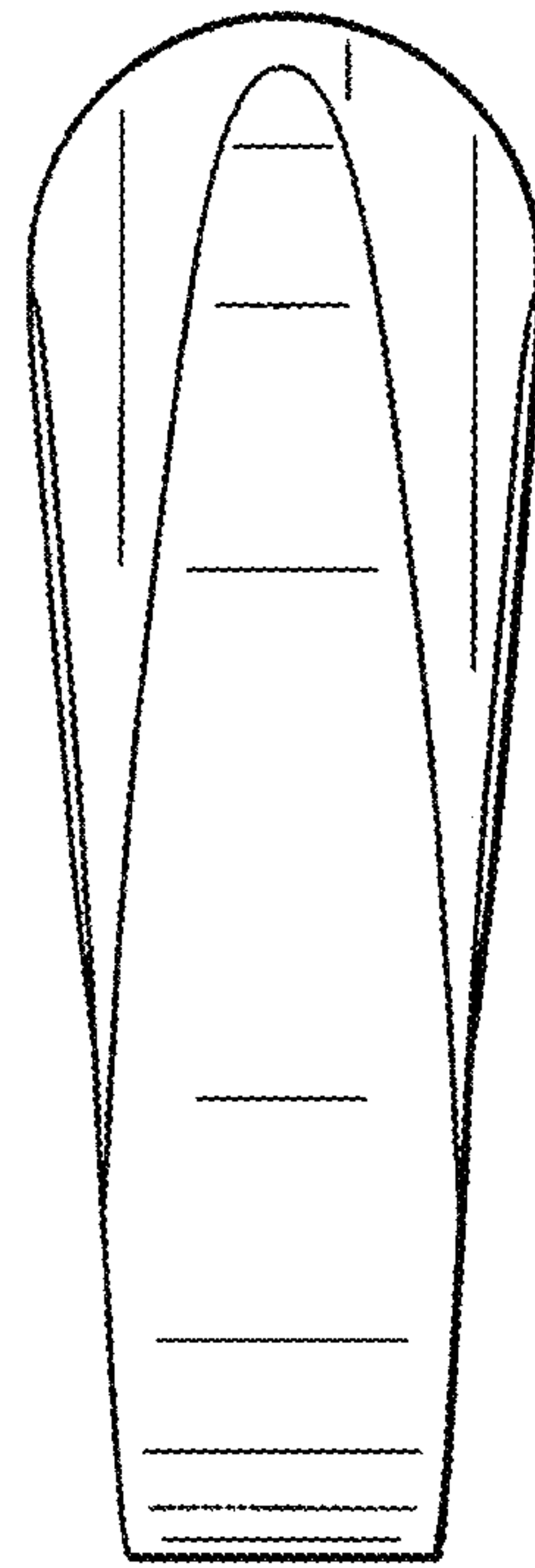


FIG. 15

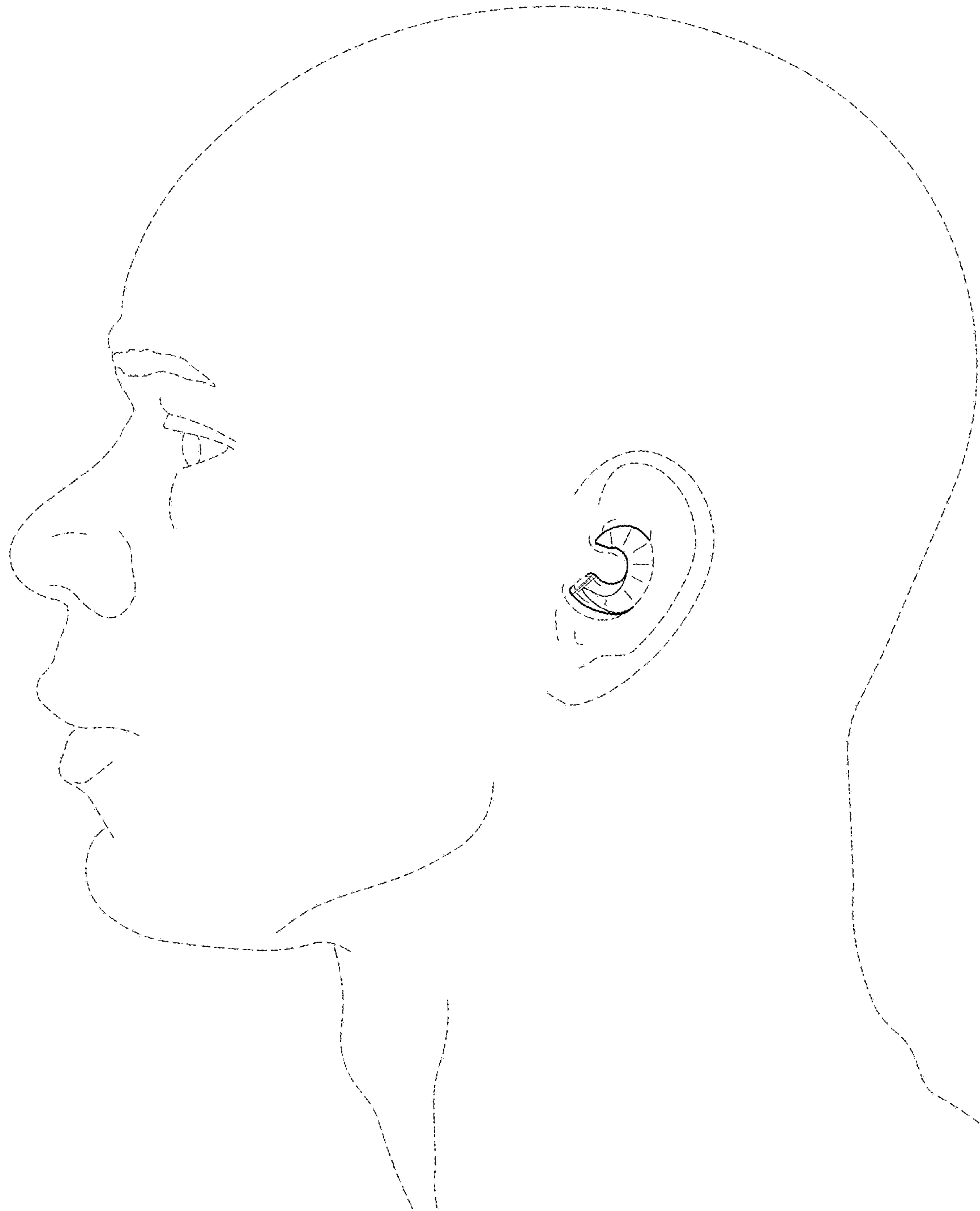


FIG. 16

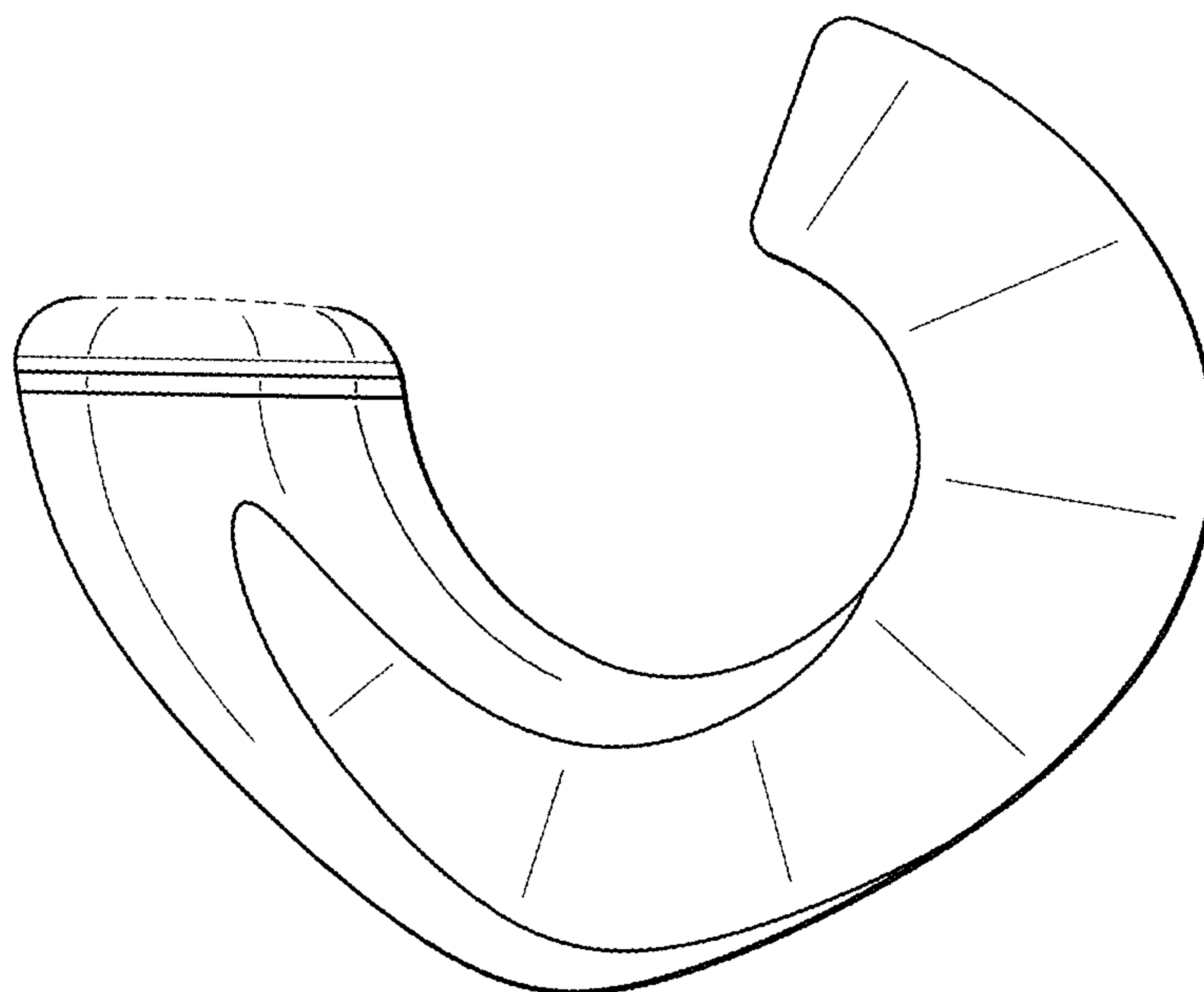


FIG. 17