



US00D781238S

(12) **United States Design Patent**
Wilkins, III

(10) **Patent No.:** **US D781,238 S**
(45) **Date of Patent:** **** Mar. 14, 2017**

(54) **PROTECTIVE COVER FOR A ROUND JUNCTION BOX**

D471,159 S * 3/2003 Albicker D13/152
D478,871 S * 8/2003 Beaton D13/152
D693,774 S * 11/2013 Scime D13/155
D718,727 S * 12/2014 Burek D13/199

(71) Applicant: **James F. Wilkins, III**, Cheltenham, PA (US)

* cited by examiner

(72) Inventor: **James F. Wilkins, III**, Cheltenham, PA (US)

Primary Examiner — Wan Laymon
Assistant Examiner — Mark Booker

(**) Term: **15 Years**

(74) *Attorney, Agent, or Firm* — LaMorte & Associates P.C.

(21) Appl. No.: **29/542,096**

(22) Filed: **Oct. 9, 2015**

(51) **LOC (10) Cl.** **13-03**

(57) **CLAIM**

(52) **U.S. Cl.**
USPC **D13/152**

The ornamental design for a protective cover for a round junction box, as shown and described.

(58) **Field of Classification Search**
USPC ... D13/152, 133, 137.1, 137.4, 139.3, 139.2, D13/153-156, 184, 199; D8/349, 353; 220/3.2, 3.3, 3.4-3.9, 3.92, 3.94; 174/50.52, 50.53, 50.56, 51, 53-60, 66, 174/67, 521; 439/373, 335-337, 541, 439/675, 668, 623, 892, 938
CPC G06F 1/181; H02G 3/08; H02G 3/081; H02G 3/14; H02G 5/08
See application file for complete search history.

DESCRIPTION


FIG. 1 is a top perspective view of a protective cover for a round junction box;
FIG. 2 is a bottom perspective view thereof;
FIG. 3 is a front view thereof, the rear view being the same;
FIG. 4 is a right side view thereof, the left side view being the same;
FIG. 5 is a top view thereof; and,
FIG. 6 is a bottom view thereof.

(56) **References Cited**

U.S. PATENT DOCUMENTS

D433,385 S * 11/2000 De brey D13/152
D437,922 S * 2/2001 Jackson D23/322

1 Claim, 5 Drawing Sheets



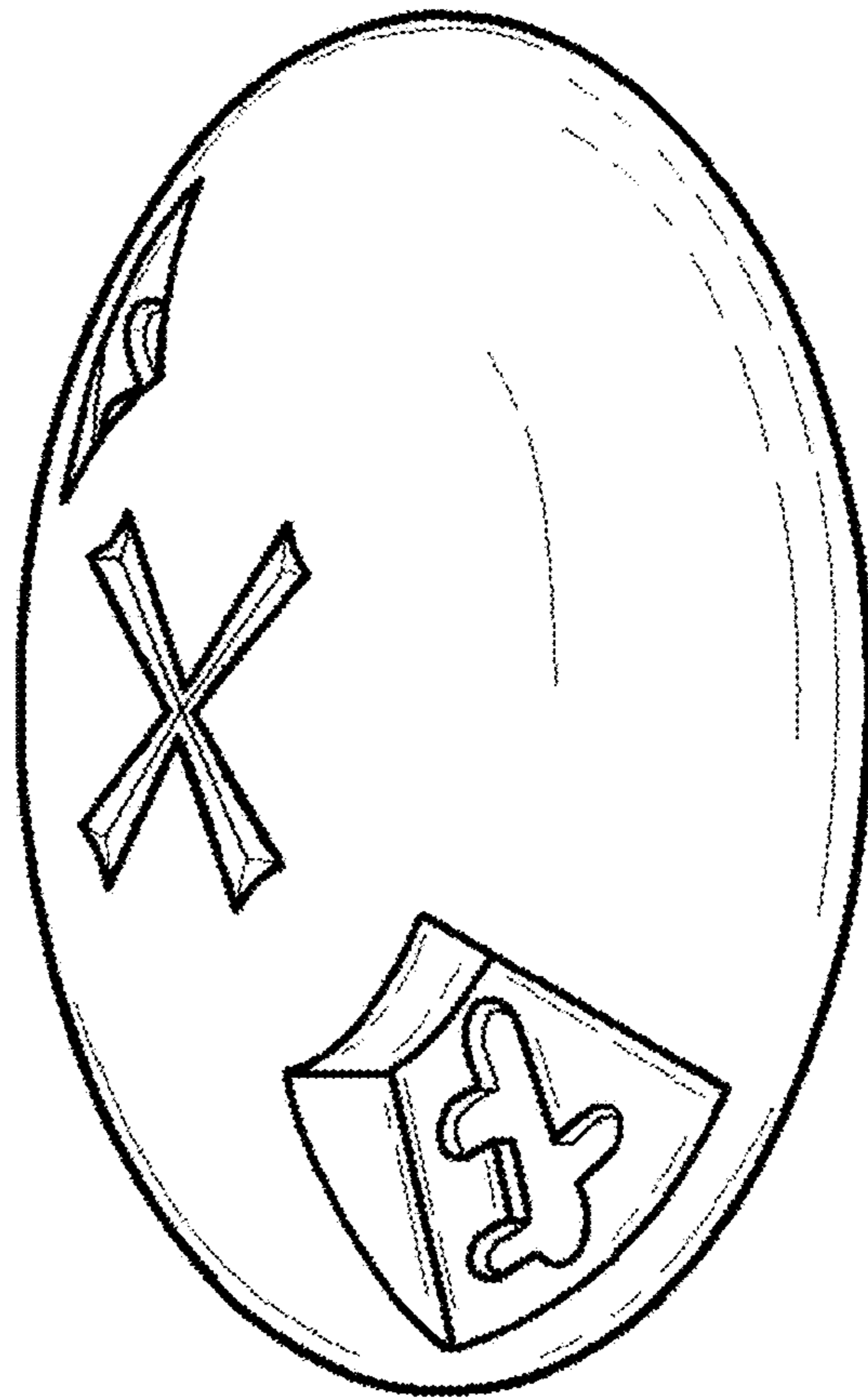


FIG. 1




FIG. 2

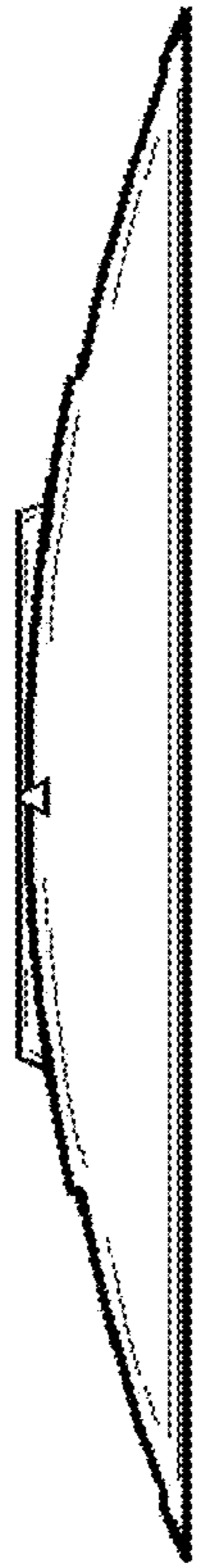


FIG. 3

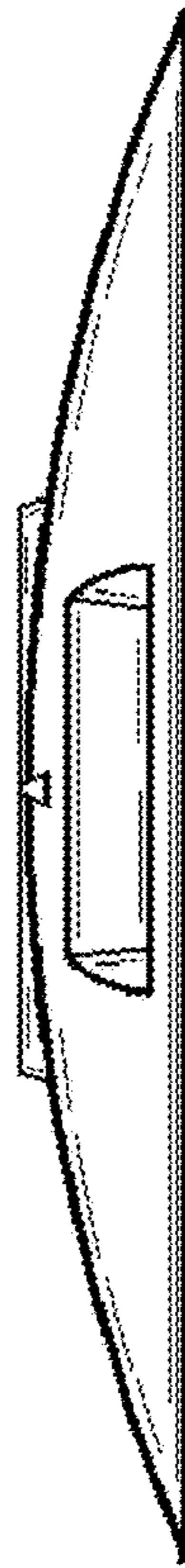


FIG. 4




FIG. 5




FIG. 6