



US00D781232S

(12) **United States Design Patent** (10) **Patent No.:** **US D781,232 S**
Pel (45) **Date of Patent:** **** Mar. 14, 2017**

(54) **DOCKING DEVICE**
(71) Applicant: **Reckitt Benckiser (Brands) Limited**,
Slough (GB)
(72) Inventor: **Maartje Pel**, Warwick (GB)
(73) Assignee: **RECKITT BENCKISER (BRANDS)**
LIMITED, Berkshire (GB)

D535,612 S * 1/2007 Chien D13/107
D621,347 S * 8/2010 Aulwes D13/108
D637,155 S * 5/2011 Jeon D13/108
D677,622 S * 3/2013 Cole D13/108
D691,947 S * 10/2013 Cole D13/108
D692,181 S * 10/2013 Yiu D28/49
D739,080 S * 9/2015 Yiu D28/54
D752,812 S * 3/2016 Sivan D28/58
D759,311 S * 6/2016 Khubani D28/58
D765,914 S * 9/2016 Khubani D24/133

(Continued)

(**) Term: **15 Years**

(21) Appl. No.: **29/544,065**

(22) Filed: **Oct. 30, 2015**

(30) **Foreign Application Priority Data**

Jul. 21, 2015 (EM) 002740597-0002

(51) **LOC (10) Cl.** **13-02**

(52) **U.S. Cl.**
USPC **D13/108; D28/73**

(58) **Field of Classification Search**
USPC D28/56, 58, 59, 73; D24/133, 147;
D13/107, 108; 320/114-115

CPC A61B 17/54; A61B 2017/320004; A45D
2200/1054; A45D 29/04; A45D 29/05;
A45D 29/06; A45D 29/11-29/14; A45D
29/02; A45D 29/00; H02J 7/0054; H02J
7/0044; H02J 7/0052

See application file for complete search history.

(56) **References Cited**

U.S. PATENT DOCUMENTS

D419,956 S * 2/2000 Lucaci D13/108
D426,676 S * 6/2000 Bushman D28/73
D427,967 S * 7/2000 Lloyd D13/107
D524,730 S * 7/2006 Vu D13/108

OTHER PUBLICATIONS

Amope Pedi Perfect, www.amazon.com. reviewed as early as Jan.
2016, 1 page.*

Primary Examiner — Jennifer Rivard
(74) *Attorney, Agent, or Firm* — Troutman Sanders LLP;
Ryan Schneider

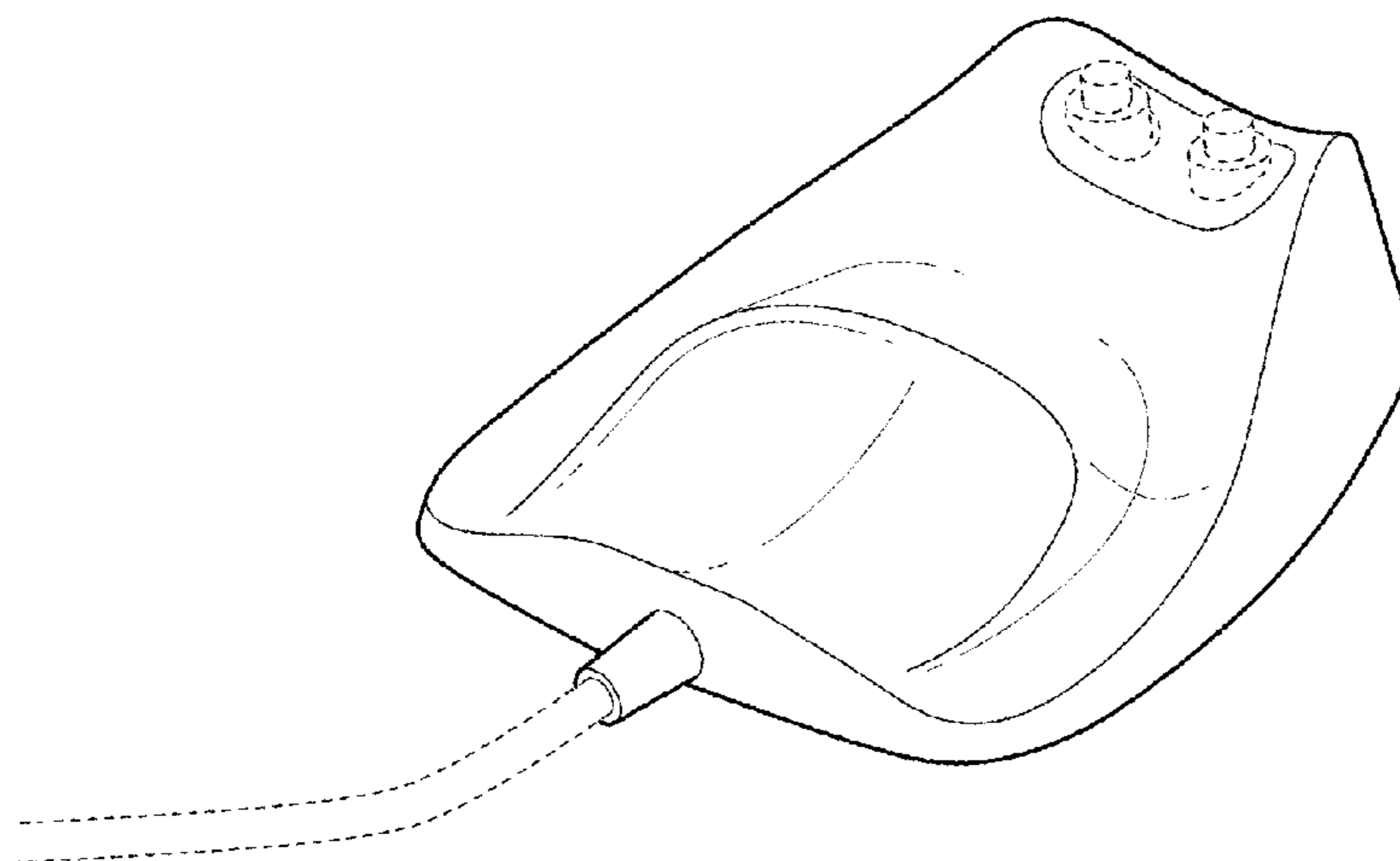
(57) **CLAIM**

The ornamental design for a docking device, as shown and
described.

DESCRIPTION

FIG. 1 is a perspective view of a docking device of the
present invention;
FIG. 2 is a side view of the docking device of FIG. 1;
FIG. 3 is the other side view of the docking device of FIG.
1;
FIG. 4 is a back view of the docking device of FIG. 1;
FIG. 5 is a front view of the docking device of FIG. 1;
FIG. 6 is a top view of the docking device of FIG. 1; and,
FIG. 7 is a bottom view of the docking device of FIG. 1.
The broken line portions of the figures are included to show
unclaimed subject matter only and form no part of the
claimed design.

1 Claim, 7 Drawing Sheets



(56)

References Cited

U.S. PATENT DOCUMENTS

D766,508 S * 9/2016 Wang D24/133
2010/0270971 A1* 10/2010 Simoes H01R 31/06
320/111

* cited by examiner

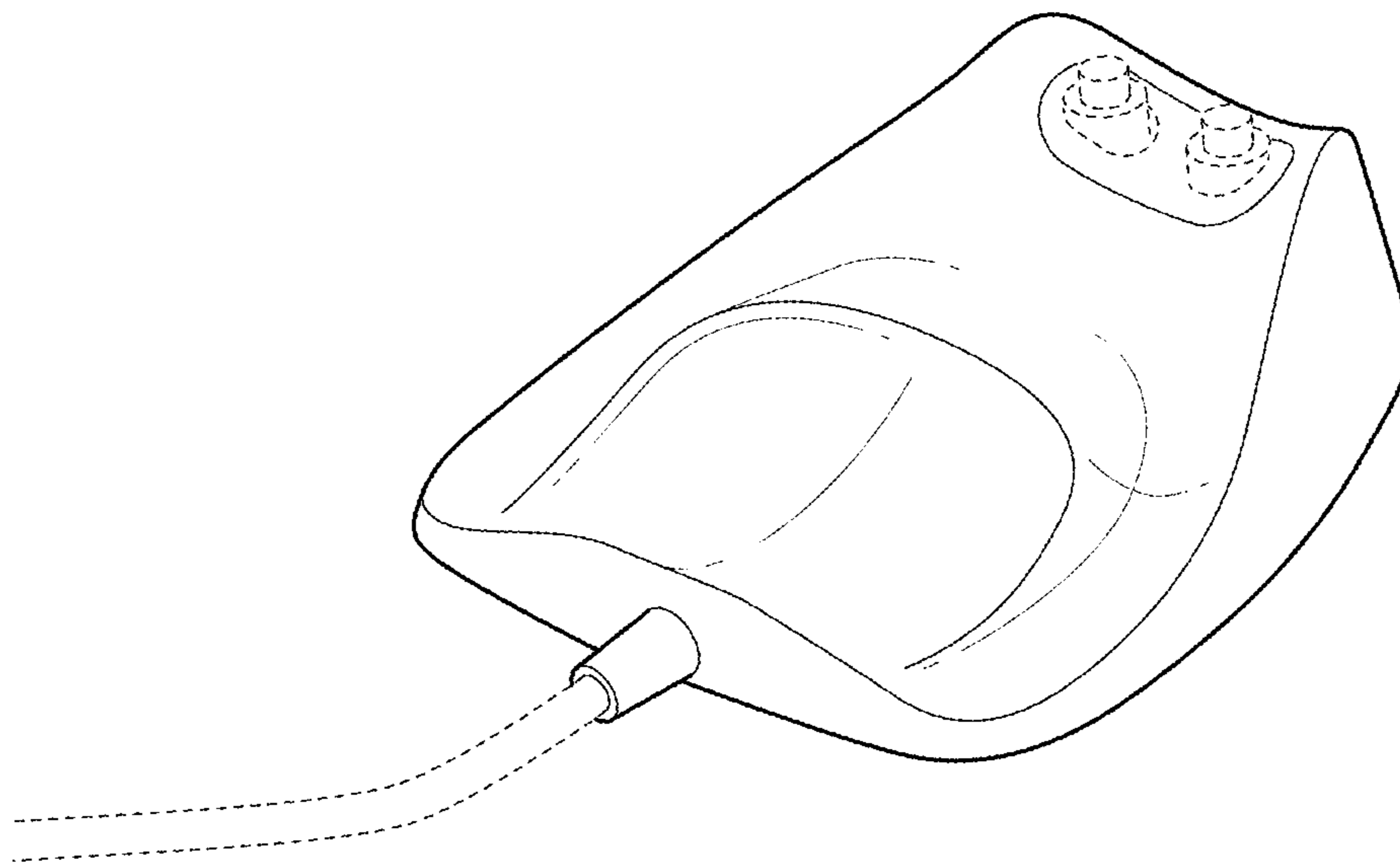


Fig. 1




Fig. 2




Fig. 3

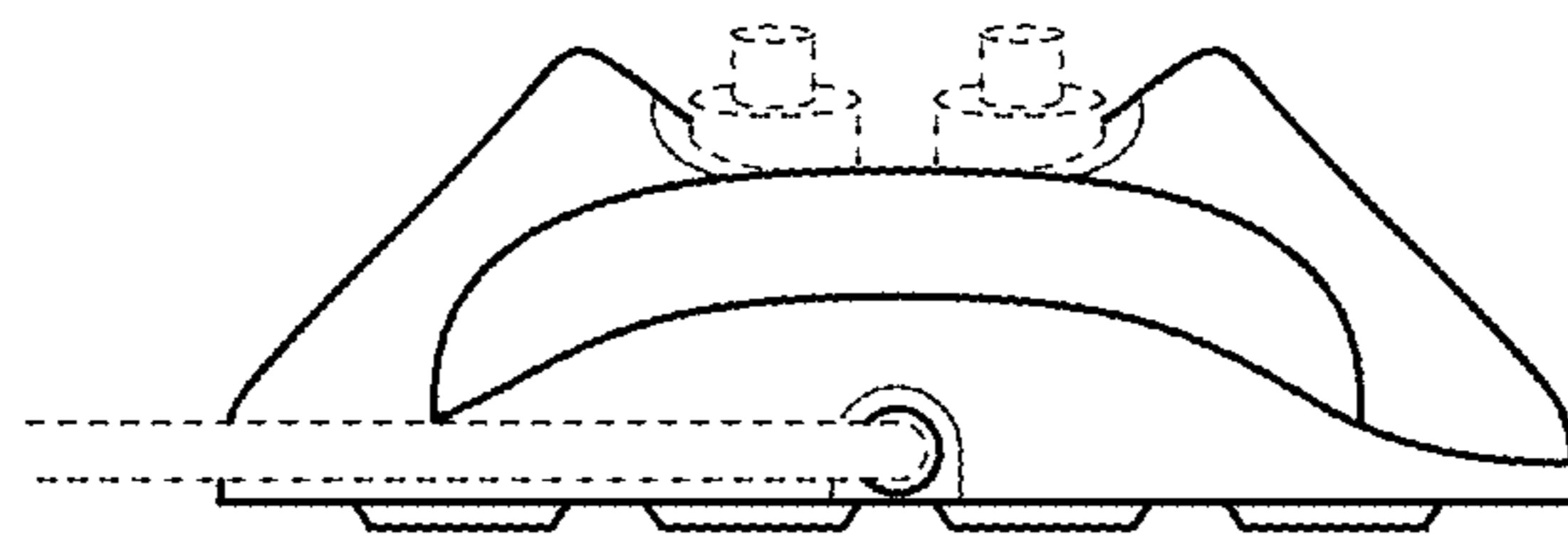


Fig. 4

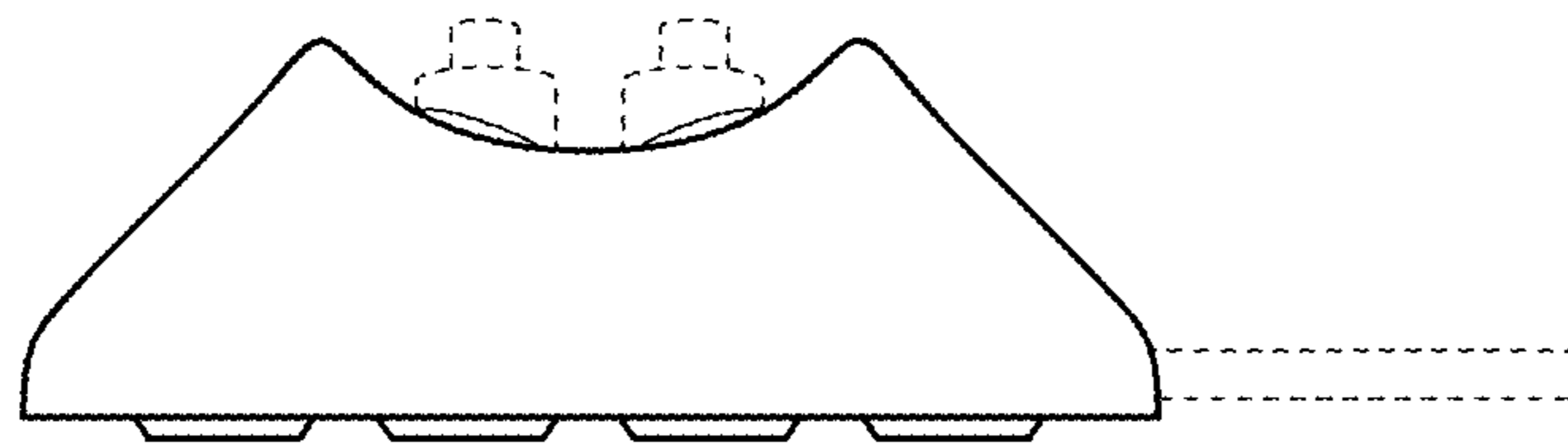


Fig. 5

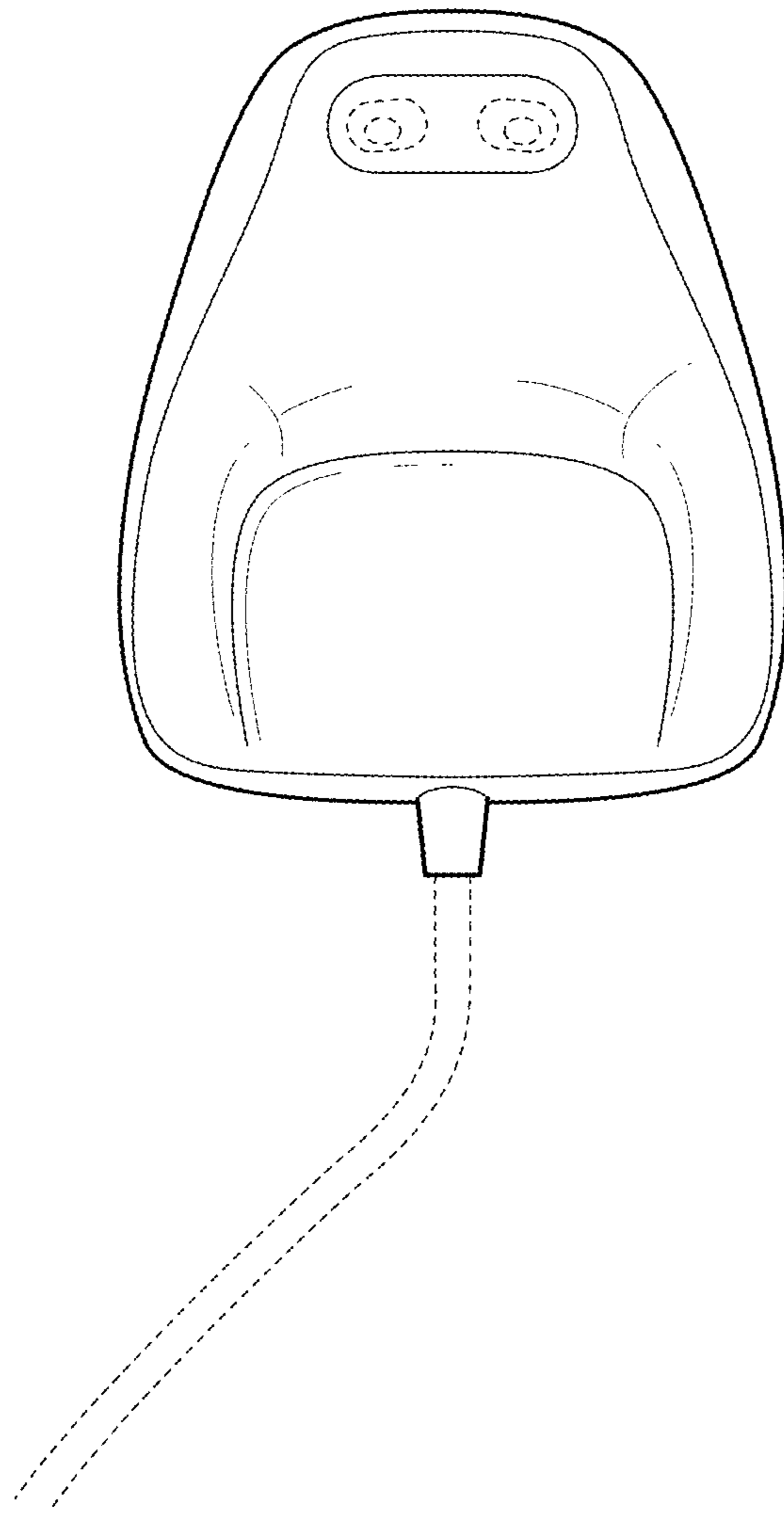


Fig. 6

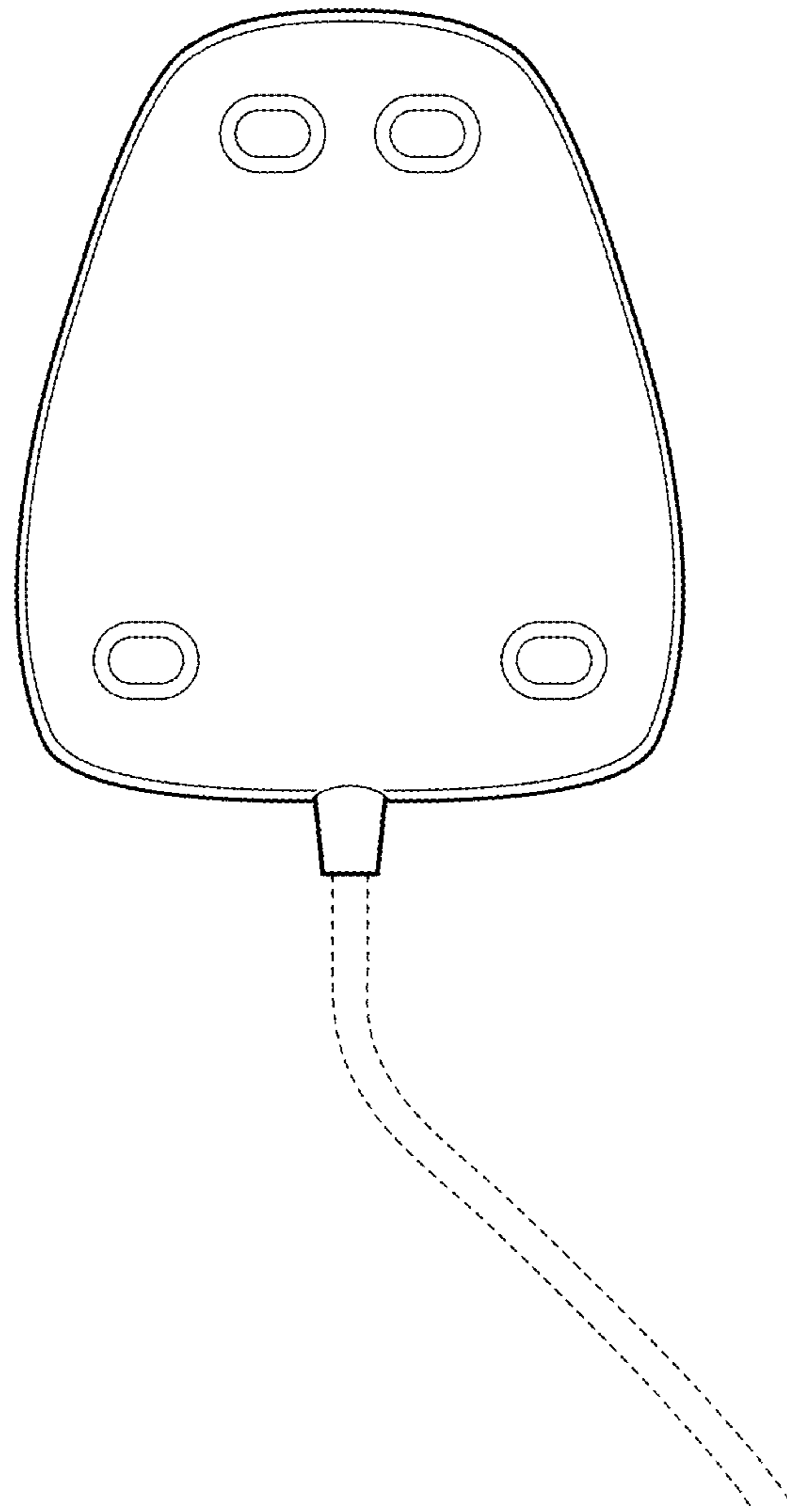


Fig. 7