



US00D781218S

(12) **United States Design Patent**
Zhang et al.

(10) **Patent No.:** **US D781,218 S**

(45) **Date of Patent:** **** Mar. 14, 2017**

(54) **TIRE**

(71) Applicant: **Guizhou Tyre Co., Ltd.**, Guiyang,
Guizhou (CN)

(72) Inventors: **Jia Zhang**, Guizhou (CN); **Peng Zhang**, Guizhou (CN); **Xiaoyong Lin**,
Guizhou (CN)

(73) Assignee: **GUIZHOU TYRE CO., LTD.**,
Guiyang, Guizhou (CN)

(**) Term: **15 Years**

(21) Appl. No.: **29/527,797**

(22) Filed: **May 21, 2015**

(51) **LOC (10) Cl.** **12-15**

(52) **U.S. Cl.**

USPC **D12/579**

(58) **Field of Classification Search**

USPC D12/500-604, 900

CPC B60C 1/0016; B60C 11/0306; B60C
11/0302; B60C 3/06; B60C 9/17

See application file for complete search history.

(56) **References Cited**

U.S. PATENT DOCUMENTS

| | | | | | |
|------------|---|---------|-----------|-------|---------|
| D329,217 S | * | 9/1992 | Ota | | D12/594 |
| D350,093 S | * | 8/1994 | Fukushima | | D12/600 |
| D384,622 S | * | 10/1997 | Scheuren | | D12/600 |
| D400,479 S | * | 11/1998 | Baus | | D12/579 |

| | | | | | |
|------------|---|---------|------------|-------|---------|
| D420,630 S | * | 2/2000 | De Coninck | | D12/600 |
| D492,643 S | * | 7/2004 | Robert | | D12/579 |
| D606,929 S | * | 12/2009 | Song | | D12/579 |
| D620,428 S | * | 7/2010 | Rayman | | D12/579 |
| D634,266 S | * | 3/2011 | Shan | | D12/599 |
| D662,038 S | * | 6/2012 | Mayni | | D12/600 |
| D726,101 S | * | 4/2015 | Kitora | | D12/579 |

* cited by examiner

Primary Examiner — Robert M Spear

Assistant Examiner — John Voytek

(74) *Attorney, Agent, or Firm* — Baker, Donelson,
Bearman, Caldwell & Berkowitz, PC; Cong Ding

(57) **CLAIM**

The ornamental design for a tire, as shown and described.

DESCRIPTION

FIG. 1 is a perspective view of a tire incorporating the design of the present invention;

FIG. 2 is front view of the tire of FIG. 1;

FIG. 3 is an enlarged, partial front view of the tire of FIG. 1; and,

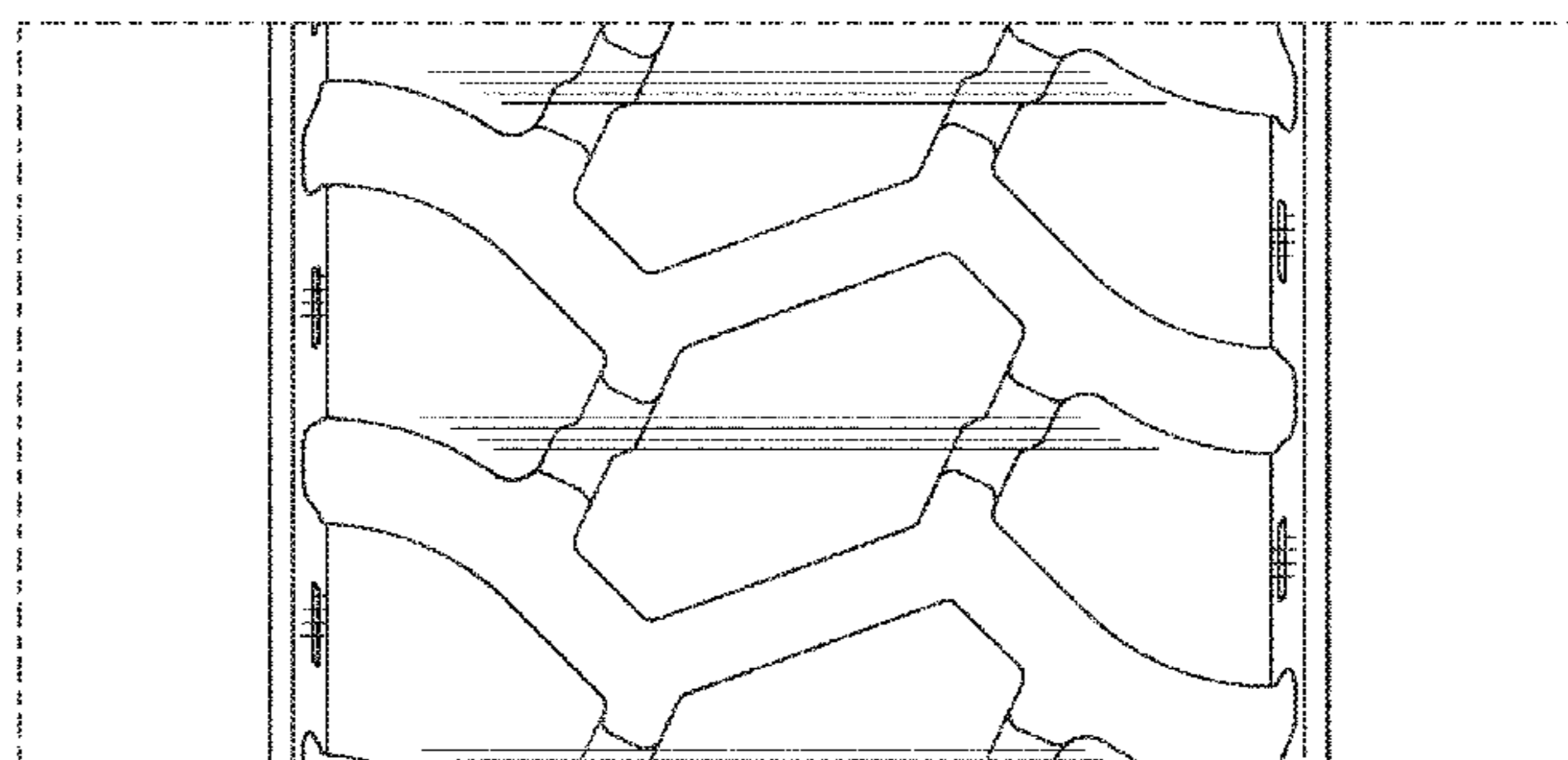
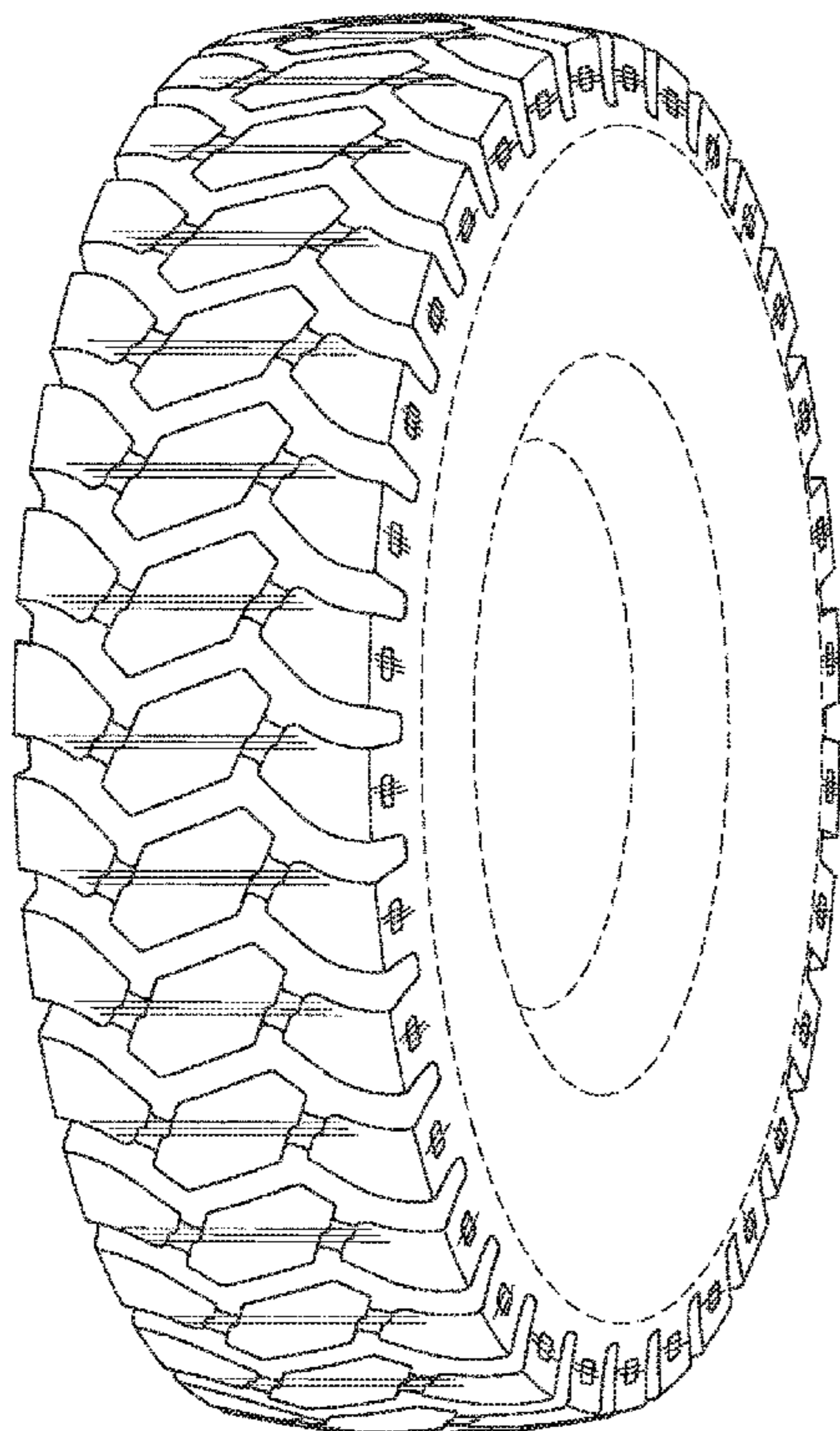
FIG. 4 is a right side view of the tire of FIG. 1.

The rear, top, and bottom views would be identical to the front view of FIG. 2.

The left side view would be identical to the right side view of FIG. 4.

The broken lines shown in the drawings are for illustrative purpose only and form no part of the claimed design.

1 Claim, 4 Drawing Sheets



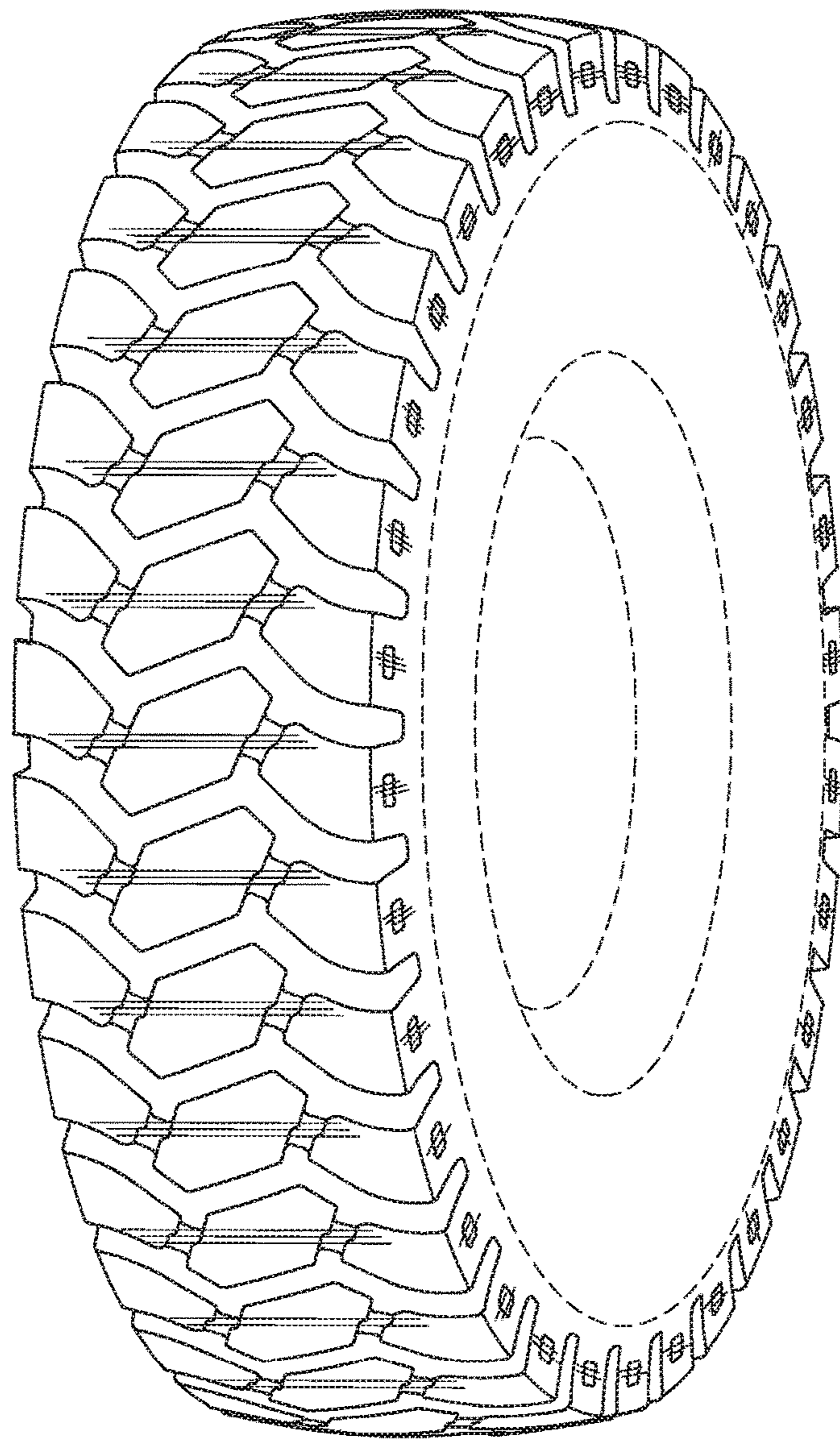


FIG. 1

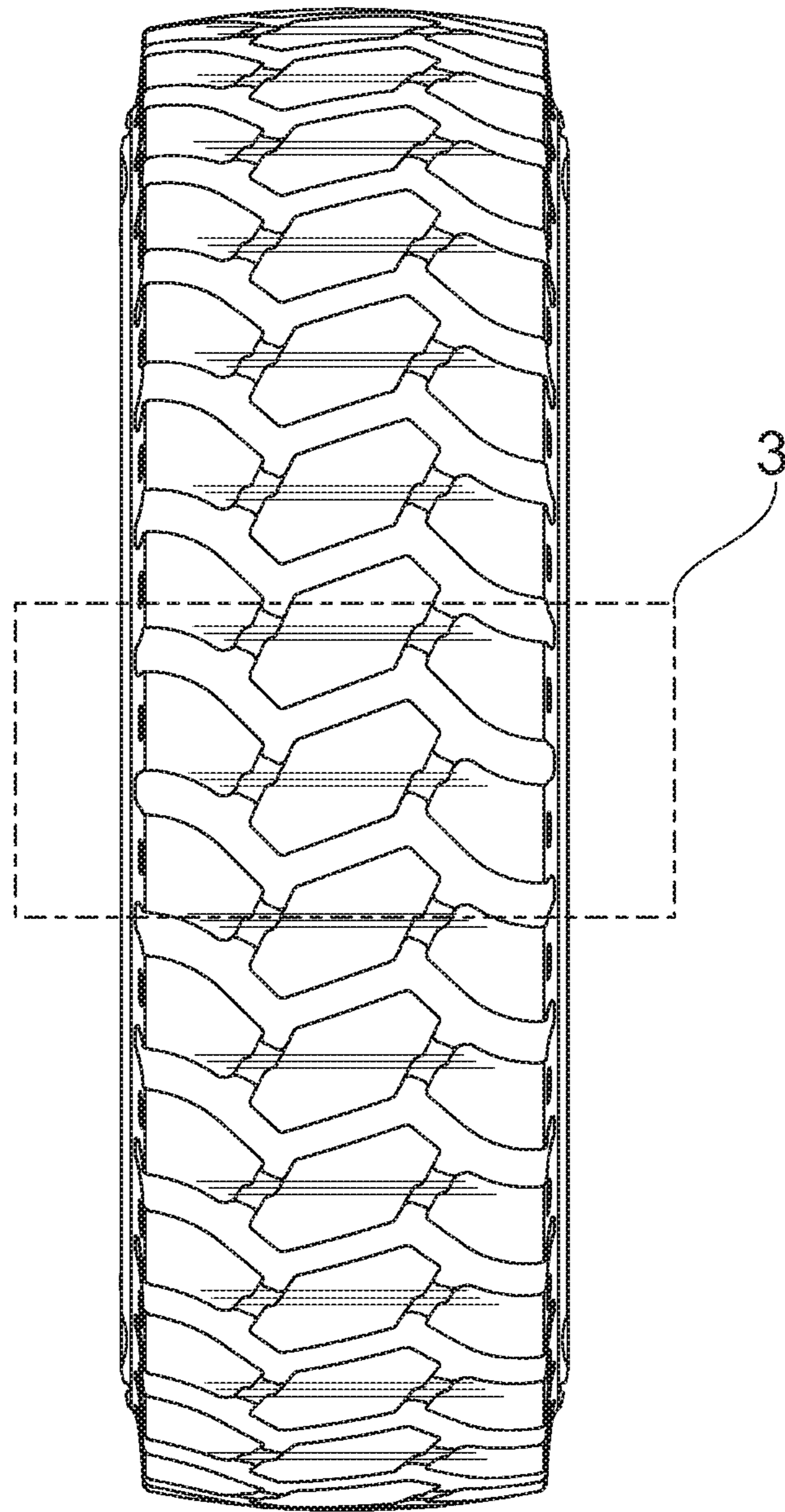


FIG. 2

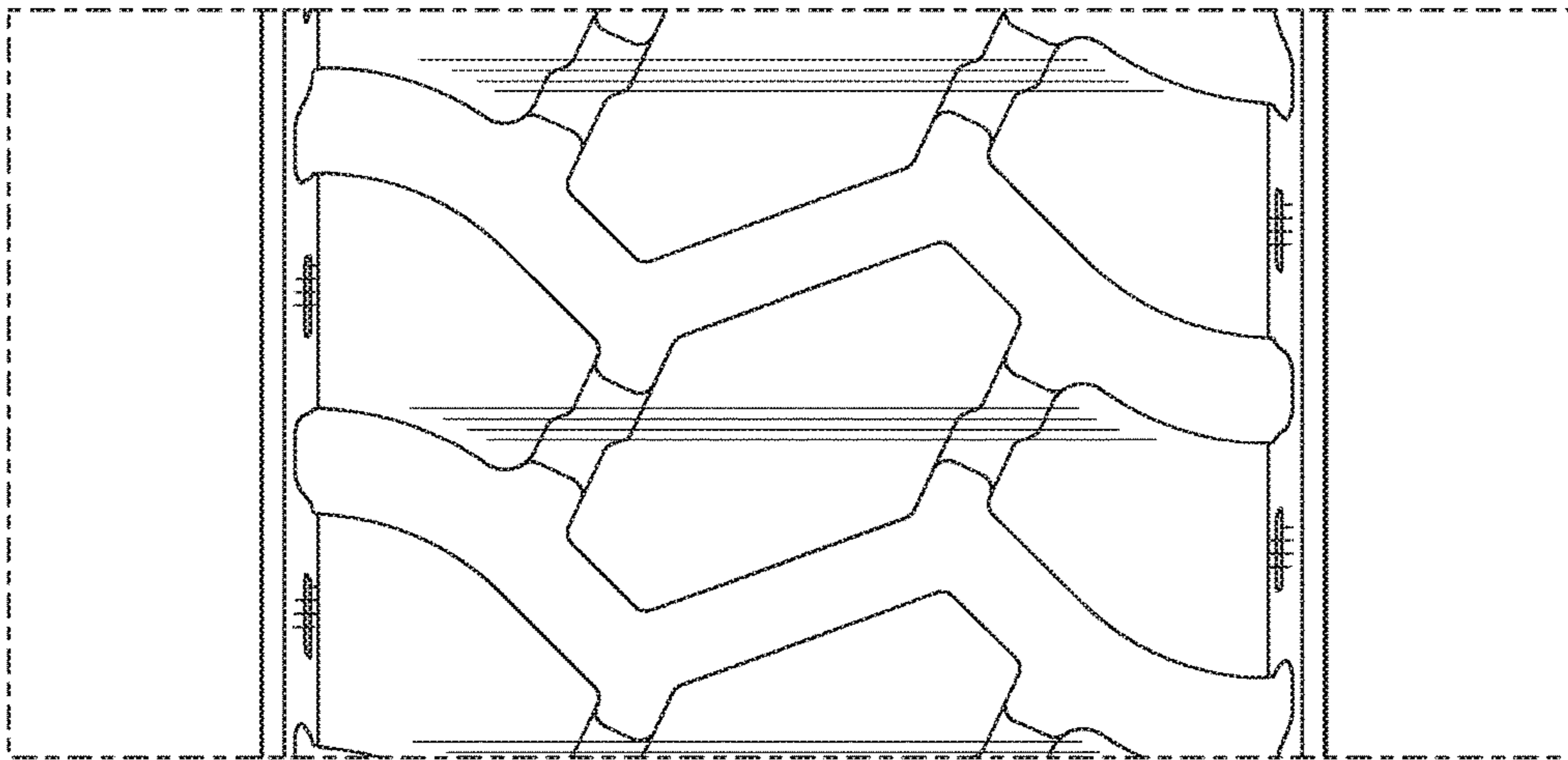


FIG. 3

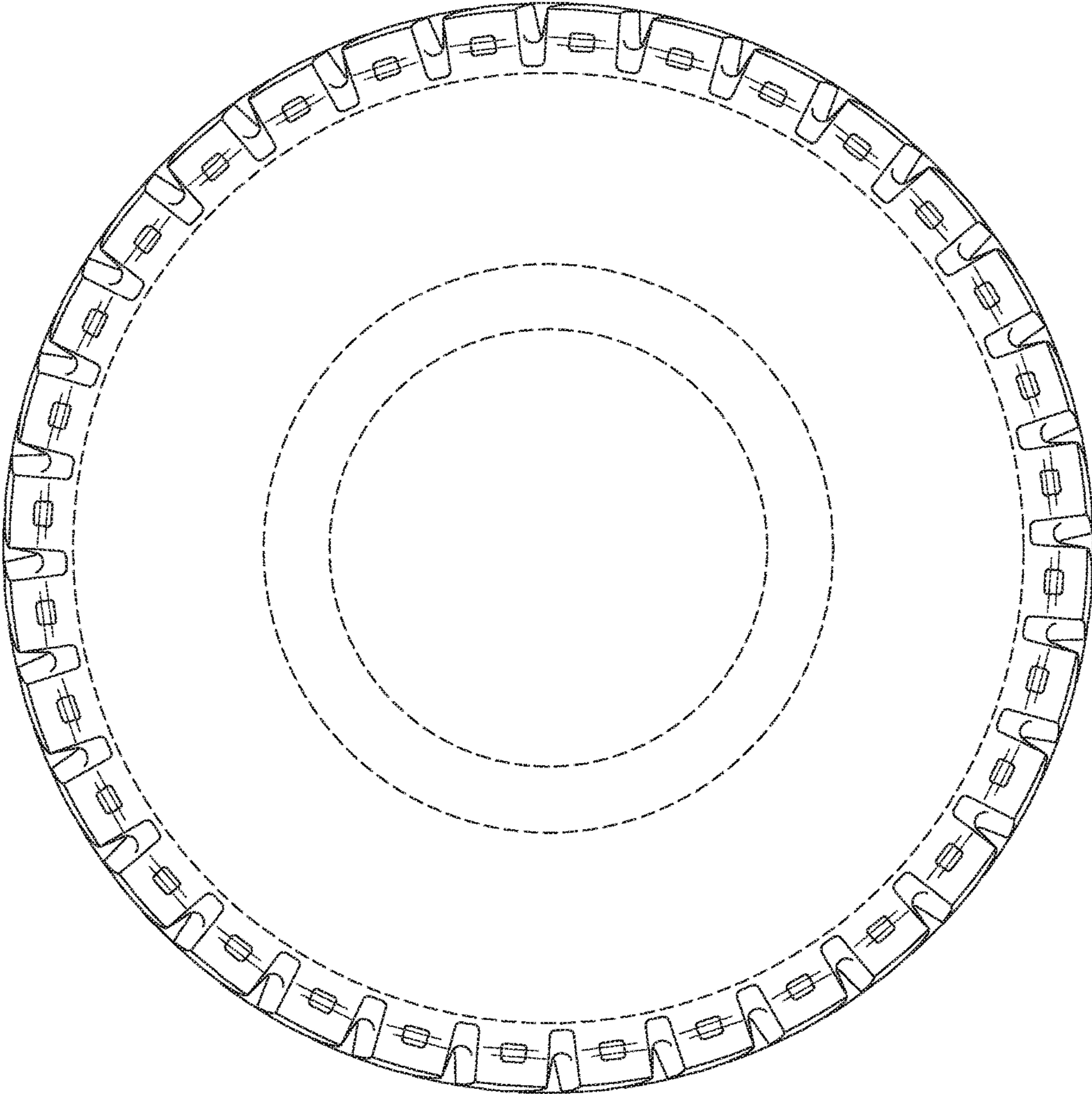


FIG. 4